


**PAYMENT NO. 3 (CURRENT)**  
**EXPENSE    RETAINAGE    PAID OUT**

CS53-54996-810358-00-53W1490	-	-	-
EW01-54301-640000	-	-	-
CS53-54996-810375-00-53W1490	-	-	-
CB71-54901-810568	-	-	-
CB53-54317-810672	1,220.00	61.00	1,159.00
	<u>1,220.00</u>	<u>61.00</u>	<u>1,159.00</u>



**APPLICATION AND CERTIFICATE FOR PAYMENT  
CITY OF MADISON ENGINEERING DIVISION**

Project Manager: STEVE SONNTAG

Page 1 of 7

Project: REPAIRING & SEALING PAVEMENT CRACKS, LOCAL STREETS - 2013


Contract Number: 7000

Payment Number: 3

<b>DO NOT WRITE IN THIS BOX - TO BE COMPLETED BY CITY ENGINEERING PERSONNEL ONLY</b>	
TOTAL FROM PAGE: <u>7</u>	<u>42,623.00</u>
LESS RETAINAGE:	<u>2,131.15</u>
SUBTOTAL:	<u>40,491.85</u>
LESS PREVIOUS PAYMENTS:	39,332.85
CURRENT PAYMENT DUE:	<u>\$ 1,159.00</u>

**CONTRACTOR'S APPLICATION FOR PAYMENT:**


The undersigned contractor certifies that to the best of his/her knowledge the work covered by this application for payment has been completed in accordance with the contract documents, and that the current payment is now due.

  
CONTRACTOR: **FAHRNER ASPHALT SEALERS, LLC**

9-20-13  
DATE

**INSPECTOR'S CERTIFICATE FOR PAYMENT:**

The undersigned Inspector certifies that to the best of his/her knowledge, the work covered by this application for payment has been completed in accordance with the contract documents, and that the contractor is entitled to payment for the amount certified.

  
INSPECTOR

9-20-13  
DATE


**PLEASE PROVIDE THE TIME PERIOD FOR THIS PAYMENT REQUEST:**

FROM: 9-1-13  
TO: 9-20-13

**PLEASE PROVIDE THE CONTRACTOR/SUBCONTRACTORS THAT WORKED ON PROJECT DURING THIS PERIOD:**

N/A

NOTE: SIGNED PAYMENT REQUEST SHALL BE SUBMITTED TO THE ENGINEER/INSPECTOR.  
PARTIAL PAYMENTS CAN BE PROCESSED EVERY TWO WEEKS.



**CONTRACTOR/INSPECTOR/ENGINEER SHOULD ONLY COMPLETE COLUMN #10, "TOTAL UNITS"**

FAHRNER ASPHALT SEALERS, LLC  
 REPAIRING & SEALING PAVEMENT CRACKS, LOCAL STREETS - 2013  
 ACCOUNT NO. CS53-54996-810358-00-53W1490  
 ACCOUNT NO. EM01-54301-640000  
 ACCOUNT NO. CS53-54996-810375-00-53W1490  
 CONTRACT NO. 7000  
 PAYMENT NO. 3

VOLUME NAME: PT-PYMN172013		*****												
ITEM	TYPE OF WORK	ESTIMATED QUANTITIES	UNITS	UNIT PRICE BID	CONTRACT DOLLARS	C. O. DOLLARS	UNITS THIS APPL.	EXTENSION	UNITS PREV. APPL.(S)	EXTENSION	TOTAL UNITS	EXTENSION	PERCENT COMPLETE	
												#10	11	12
1	ANCIENT OAK LN	146 FT W OF TALL PINES WAY	1.00	LUMP SUM	\$576.00	\$576.00	0.00	\$0.00	0.00	\$0.00	0.00	\$0.00	0.0%	
2	ANCIENT OAK LN	COLOR PEAK RD	1.00	LUMP SUM	\$314.00	\$314.00	0.00	\$0.00	0.00	\$0.00	0.00	\$0.00	0.0%	
3	ANCIENT OAK LN ROUNDABOUT	ROUNDABOUT	1.00	LUMP SUM	\$60.00	\$60.00	0.00	\$0.00	0.00	\$0.00	0.00	\$0.00	0.0%	
4	ASHWORTH DR	HAWKS RIDGE DR	1.00	LUMP SUM	\$262.00	\$262.00	0.00	\$0.00	0.00	\$0.00	0.00	\$0.00	0.0%	
5	CEDARBERRY CIR (E)	ANCIENT OAK LN	1.00	LUMP SUM	\$100.00	\$100.00	0.00	\$0.00	0.00	\$0.00	0.00	\$0.00	0.0%	
6	CEDARBERRY CIR (W)	ANCIENT OAK LN	1.00	LUMP SUM	\$100.00	\$100.00	0.00	\$0.00	0.00	\$0.00	0.00	\$0.00	0.0%	
7	DREGERS WAY	662 FT E OF SILVERSTONE LN	1.00	LUMP SUM	\$432.00	\$432.00	0.00	\$0.00	0.00	\$0.00	0.00	\$0.00	0.0%	
8	HAWKS RIDGE DR	MID TOWN RD	1.00	LUMP SUM	\$445.00	\$445.00	0.00	\$0.00	0.00	\$0.00	0.00	\$0.00	0.0%	
9	LONE OAK LN	VALLEY VIEW RD	1.00	LUMP SUM	\$891.00	\$891.00	0.00	\$0.00	0.00	\$0.00	0.00	\$0.00	0.0%	
10	LOST PINE TRL	WINTER FROST PL	1.00	LUMP SUM	\$354.00	\$354.00	0.00	\$0.00	0.00	\$0.00	0.00	\$0.00	0.0%	
11	MAYO DR	CARNS DR	1.00	LUMP SUM	\$1,939.00	\$1,939.00	0.00	\$0.00	0.00	\$0.00	0.00	\$0.00	0.0%	
12	PINE HILL DR	ANCIENT OAK LN	1.00	LUMP SUM	\$393.00	\$393.00	0.00	\$0.00	0.00	\$0.00	0.00	\$0.00	0.0%	
13	S GAMMON RD	N END	1.00	LUMP SUM	\$378.00	\$378.00	0.00	\$0.00	0.00	\$0.00	0.00	\$0.00	0.0%	
14	SILVERSTONE LN	455 FT E OF DREGERS WAY	1.00	LUMP SUM	\$1,153.00	\$1,153.00	0.00	\$0.00	0.00	\$0.00	0.00	\$0.00	0.0%	
15	TALL PINES WAY	VALLEY VIEW RD	1.00	LUMP SUM	\$524.00	\$524.00	0.00	\$0.00	0.00	\$0.00	0.00	\$0.00	0.0%	
16	WALDORF BLVD	RITZ DR	1.00	LUMP SUM	\$1,524.00	\$1,524.00	0.00	\$0.00	0.00	\$0.00	0.00	\$0.00	0.0%	
17	WINTER FROST PL	MOONLIGHT TRL	1.00	LUMP SUM	\$131.00	\$131.00	0.00	\$0.00	0.00	\$0.00	0.00	\$0.00	0.0%	
18	METRO TERR	MILWAUKEE ST	1.00	LUMP SUM	\$262.00	\$262.00	0.00	\$0.00	0.00	\$0.00	0.00	\$0.00	0.0%	
19	RUSTIC DR	JUBILEE LN	1.00	LUMP SUM	\$1,179.00	\$1,179.00	0.00	\$0.00	0.00	\$0.00	0.00	\$0.00	0.0%	
20	TOWN CENTER DR	FT W OF METRO TERR	1.00	LUMP SUM	\$1,100.00	\$1,100.00	0.00	\$0.00	0.00	\$0.00	0.00	\$0.00	0.0%	
21	CHADBOURNE AVE	N PROSPECT AVE	1.00	LUMP SUM	\$197.00	\$197.00	0.00	\$0.00	0.00	\$0.00	0.00	\$0.00	0.0%	

CONTRACTOR/INSPECTOR/ENGINEER SHOULD ONLY COMPLETE COLUMN #10, "TOTAL UNITS"

FARNER ASPHALT SEALERS, LLC  
 REPAIRING & SEALING PAVEMENT CRACKS, LOCAL STREETS - 2013  
 CONTRACT NO. 7000  
 PAYMENT NO. 3

ITEM	TYPE OF WORK	ESTIMATED QUANTITIES	UNITS	UNIT PRICE BID	CONTRACT DOLLARS	C. O. DOLLARS	6	7	8	9	*****		PERCENT COMPLETE
											TOTAL UNITS	EXTENSION	
22	CHAMBERLAIN AVE	1.00	LUMP SUM	\$524.00	\$524.00		0.00	\$0.00	0.00	\$0.00	0.00	\$0.00	0.0%
23	FOREST ST	1.00	LUMP SUM	\$197.00	\$197.00		0.00	\$0.00	0.00	\$0.00	0.00	\$0.00	0.0%
24	AMBLESIDE DR	1.00	LUMP SUM	\$445.00	\$445.00		0.00	\$0.00	1.00	\$445.00	1.00	\$445.00	100.0%
25	ARCTIC FOX DR	1.00	LUMP SUM	\$110.00	\$110.00		0.00	\$0.00	1.00	\$110.00	1.00	\$110.00	100.0%
26	ARGYLE CT	1.00	LUMP SUM	\$100.00	\$100.00		0.00	\$0.00	1.00	\$100.00	1.00	\$100.00	100.0%
27	AVALON LN	1.00	LUMP SUM	\$273.00	\$273.00		0.00	\$0.00	1.00	\$273.00	1.00	\$273.00	100.0%
28	BERKLEY CIR	1.00	LUMP SUM	\$1,153.00	\$1,153.00		0.00	\$0.00	0.00	\$0.00	0.00	\$0.00	0.0%
29	BERKLEY DR	1.00	LUMP SUM	\$1,611.00	\$1,611.00		0.00	\$0.00	0.00	\$0.00	0.00	\$0.00	0.0%
30	BRADBURY RD	1.00	LUMP SUM	\$2,311.00	\$2,311.00		0.00	\$0.00	1.00	\$2,311.00	1.00	\$2,311.00	100.0%
31	CAMINO WAY	1.00	LUMP SUM	\$955.00	\$955.00		0.00	\$0.00	0.00	\$0.00	0.00	\$0.00	0.0%
32	COUNTRY LN	1.00	LUMP SUM	\$483.00	\$483.00		0.00	\$0.00	1.00	\$483.00	1.00	\$483.00	100.0%
33	CRAWLING STONE CIR	1.00	LUMP SUM	\$0.00	\$0.00		0.00	\$0.00	1.00	\$0.00	1.00	\$0.00	#DIV/0!
34	CRAWLING STONE RD	1.00	LUMP SUM	\$498.00	\$498.00		0.00	\$0.00	1.00	\$498.00	1.00	\$498.00	100.0%
35	DORCHESTER WAY	1.00	LUMP SUM	\$2,154.00	\$2,154.00		0.00	\$0.00	1.00	\$2,154.00	1.00	\$2,154.00	100.0%
36	DRUMLIN LN	1.00	LUMP SUM	\$197.00	\$197.00		0.00	\$0.00	1.00	\$197.00	1.00	\$197.00	100.0%
37	DYLYN DR	1.00	LUMP SUM	\$2,758.00	\$2,758.00		0.00	\$0.00	0.00	\$0.00	0.00	\$0.00	0.0%
38	FAIRHAVEN RD	1.00	LUMP SUM	\$260.00	\$260.00		0.00	\$0.00	0.00	\$0.00	0.00	\$0.00	0.0%
39	GLACIER CIR	1.00	LUMP SUM	\$80.00	\$80.00		0.00	\$0.00	1.00	\$80.00	1.00	\$80.00	100.0%
40	HARTFORD CT	1.00	LUMP SUM	\$664.00	\$664.00		0.00	\$0.00	0.00	\$0.00	0.00	\$0.00	0.0%
41	HARTFORD DR	1.00	LUMP SUM	\$1,998.00	\$1,998.00		0.00	\$0.00	0.00	\$0.00	0.00	\$0.00	0.0%
42	HEATHER GLEN DR	1.00	LUMP SUM	\$769.00	\$769.00		0.00	\$0.00	1.00	\$769.00	1.00	\$769.00	100.0%
43	HIGH TOWER TRL	1.00	LUMP SUM	\$1,353.00	\$1,353.00		0.00	\$0.00	1.00	\$1,353.00	1.00	\$1,353.00	100.0%
44	INTERLAKEN PASS	1.00	LUMP SUM	\$812.00	\$812.00		0.00	\$0.00	1.00	\$812.00	1.00	\$812.00	100.0%
45	IRIS BLOOM CIR	1.00	LUMP SUM	\$100.00	\$100.00		0.00	\$0.00	1.00	\$100.00	1.00	\$100.00	100.0%



CONTRACTOR/INSPECTOR/ENGINEER SHOULD ONLY COMPLETE COLUMN #10, "TOTAL UNITS"

ITEM	TYPE OF WORK	ESTIMATED QUANTITIES	UNITS	UNIT PRICE BID	CONTRACT DOLLARS	C. O. DOLLARS	UNITS THIS APPL.	EXTENSION	UNITS PREV. APPL(S)	EXTENSION	#10 TOTAL UNITS	EXTENSION	PERCENT COMPLETE
43	IRIS BLOOM DR	1.00	LUMP SUM	\$110.00	\$110.00		0.00	\$0.00	1.00	\$110.00	1.00	\$110.00	100.0%
47	JEFFERS DR	1.00	LUMP SUM	\$2,509.00	\$2,509.00		0.00	\$0.00	1.00	\$2,509.00	1.00	\$2,509.00	100.0%
48	KESWICK CT	1.00	LUMP SUM	\$848.00	\$848.00		0.00	\$0.00	0.00	\$0.00	0.00	\$0.00	0.0%
49	KESWICK DR	1.00	LUMP SUM	\$2,471.00	\$2,471.00		0.00	\$0.00	0.00	\$0.00	0.00	\$0.00	0.0%
50	KINGMAN LN	1.00	LUMP SUM	\$110.00	\$110.00		0.00	\$0.00	1.00	\$110.00	1.00	\$110.00	100.0%
51	LINDEMANN TRL	1.00	LUMP SUM	\$537.00	\$537.00		0.00	\$0.00	1.00	\$537.00	1.00	\$537.00	100.0%
52	MAMMOTH CIR	1.00	LUMP SUM	\$110.00	\$110.00		0.00	\$0.00	1.00	\$110.00	1.00	\$110.00	100.0%
53	MAMMOTH TRL	1.00	LUMP SUM	\$1,205.00	\$1,205.00		0.00	\$0.00	1.00	\$1,205.00	1.00	\$1,205.00	100.0%
54	MARICOPA WAY	1.00	LUMP SUM	\$147.00	\$147.00		0.00	\$0.00	1.00	\$147.00	1.00	\$147.00	100.0%
55	PRESCOTT CIR	1.00	LUMP SUM	\$249.00	\$249.00		0.00	\$0.00	1.00	\$249.00	1.00	\$249.00	100.0%
56	ROSEBERG RD	1.00	LUMP SUM	\$603.00	\$603.00		0.00	\$0.00	1.00	\$603.00	1.00	\$603.00	100.0%
57	SANDSTONE DR	1.00	LUMP SUM	\$1,621.00	\$1,621.00		0.00	\$0.00	1.00	\$1,621.00	1.00	\$1,621.00	100.0%
58	SCENIC RIDGE DR	1.00	LUMP SUM	\$608.00	\$608.00		0.00	\$0.00	0.00	\$0.00	0.00	\$0.00	0.0%
59	SECRET BLUFF DR	1.00	LUMP SUM	\$154.00	\$154.00		0.00	\$0.00	1.00	\$154.00	1.00	\$154.00	100.0%
60	SNOWMIST TRL	1.00	LUMP SUM	\$223.00	\$223.00		0.00	\$0.00	1.00	\$223.00	1.00	\$223.00	100.0%
61	STRAITON WAY	1.00	LUMP SUM	\$186.00	\$186.00		0.00	\$0.00	1.00	\$186.00	1.00	\$186.00	100.0%
62	TAMARRON CT	1.00	LUMP SUM	\$818.00	\$818.00		0.00	\$0.00	1.00	\$818.00	1.00	\$818.00	100.0%
63	TANGLEWOOD DR	1.00	LUMP SUM	\$2,151.00	\$2,151.00		0.00	\$0.00	0.00	\$0.00	0.00	\$0.00	0.0%
64	THORNEBURY DR	1.00	LUMP SUM	\$3,040.00	\$3,040.00		0.00	\$0.00	1.00	\$3,040.00	1.00	\$3,040.00	100.0%
65	TILLER TRL	1.00	LUMP SUM	\$2,687.00	\$2,687.00		0.00	\$0.00	0.00	\$0.00	0.00	\$0.00	0.0%
66	TORIBROOKE LN	1.00	LUMP SUM	\$1,512.00	\$1,512.00		0.00	\$0.00	0.00	\$0.00	0.00	\$0.00	0.0%
67	TUCSON TRL	1.00	LUMP SUM	\$1,897.00	\$1,897.00		0.00	\$0.00	0.00	\$0.00	0.00	\$0.00	0.0%
68	TURNBERRY RD	1.00	LUMP SUM	\$1,054.00	\$1,054.00		0.00	\$0.00	1.00	\$1,054.00	1.00	\$1,054.00	100.0%
69	TURNING LEAF DR	1.00	LUMP SUM	\$469.00	\$469.00		0.00	\$0.00	1.00	\$469.00	1.00	\$469.00	100.0%

\*\*\*\*\*

FAHRNER ASPHALT SEALERS, LLC  
 REPAIRING & SEALING PAVEMENT CRACKS, LOCAL STREETS - 2013  
 CONTRACT NO. 7000  
 PAYMENT NO. 3

ITEM	TYPE OF WORK	ESTIMATED QUANTITIES	UNITS	UNIT PRICE BID	CONTRACT DOLLARS	C. O. DOLLARS	6		8	9		11		PERCENT COMPLETE
							UNITS THIS APPL.	UNITS PREV. APPL.(S)		EXTENSION	EXTENSION	TOTAL UNITS	EXTENSION	
*****														
<b>#10</b>														
70	URICH TER	1.00	LUMP SUM	\$1,259.00	\$1,259.00		0.00	0.00	0.00	\$0.00	0.00	\$0.00	0.00	0.0%
71	WEIR CIR	1.00	LUMP SUM	\$842.00	\$842.00		0.00	0.00	0.00	\$0.00	0.00	\$0.00	0.00	0.0%
72	WESTIN DR	1.00	LUMP SUM	\$2,207.00	\$2,207.00		0.00	0.00	0.00	\$0.00	0.00	\$0.00	0.00	0.0%
73	WOODSTONE DR	1.00	LUMP SUM	\$1,219.00	\$1,219.00		0.00	0.00	0.00	\$0.00	0.00	\$0.00	0.00	0.0%
74	BLACKWOLF DR	1.00	LUMP SUM	\$546.00	\$546.00		0.00	0.00	0.00	\$0.00	0.00	\$0.00	0.00	0.0%
75	BLUE HERON DR	1.00	LUMP SUM	\$211.00	\$211.00		0.00	0.00	0.00	\$0.00	0.00	\$0.00	0.00	0.0%
76	BRIAR HAVEN DR	1.00	LUMP SUM	\$124.00	\$124.00		0.00	0.00	0.00	\$0.00	0.00	\$0.00	0.00	0.0%
77	COMMERCE DR	1.00	LUMP SUM	\$149.00	\$149.00		0.00	0.00	0.00	\$0.00	0.00	\$0.00	0.00	0.0%
78	FALLEN LEAF DR	1.00	LUMP SUM	\$682.00	\$682.00		0.00	0.00	0.00	\$0.00	0.00	\$0.00	0.00	0.0%
79	HIGHVIEW DR	1.00	LUMP SUM	\$372.00	\$372.00		0.00	0.00	0.00	\$0.00	0.00	\$0.00	0.00	0.0%
80	MEADOW MIST RD	1.00	LUMP SUM	\$434.00	\$434.00		0.00	0.00	0.00	\$0.00	0.00	\$0.00	0.00	0.0%
81	MEADOW ROSE LN	1.00	LUMP SUM	\$719.00	\$719.00		0.00	0.00	0.00	\$0.00	0.00	\$0.00	0.00	0.0%
82	PINE LAWN PKWY	1.00	LUMP SUM	\$322.00	\$322.00		0.00	0.00	0.00	\$0.00	0.00	\$0.00	0.00	0.0%
83	PLAZA DR	1.00	LUMP SUM	\$248.00	\$248.00		0.00	0.00	0.00	\$0.00	0.00	\$0.00	0.00	0.0%
84	RED SKY DR	1.00	LUMP SUM	\$248.00	\$248.00		0.00	0.00	0.00	\$0.00	0.00	\$0.00	0.00	0.0%
85	RIVER BIRCH RD	1.00	LUMP SUM	\$70.00	\$70.00		0.00	0.00	0.00	\$0.00	0.00	\$0.00	0.00	0.0%
86	SANDHILL RD	1.00	LUMP SUM	\$100.00	\$100.00		0.00	0.00	0.00	\$0.00	0.00	\$0.00	0.00	0.0%
87	SANDHILL RD	1.00	LUMP SUM	\$769.00	\$769.00		0.00	0.00	0.00	\$0.00	0.00	\$0.00	0.00	0.0%
88	SHAWN TRL	1.00	LUMP SUM	\$100.00	\$100.00		0.00	0.00	0.00	\$0.00	0.00	\$0.00	0.00	0.0%
89	WINDING WAY	1.00	LUMP SUM	\$1,562.00	\$1,562.00		0.00	0.00	0.00	\$0.00	0.00	\$0.00	0.00	0.0%
90	S KENOSHA DR	1.00	LUMP SUM	\$471.00	\$471.00		0.00	0.00	0.00	\$0.00	0.00	\$0.00	0.00	0.0%
91	SOUTH HILL DR	1.00	LUMP SUM	\$149.00	\$149.00		0.00	0.00	0.00	\$0.00	0.00	\$0.00	0.00	0.0%
92	ADAMS ST	1.00	LUMP SUM	\$220.00	\$220.00		0.00	0.00	0.00	\$0.00	0.00	\$0.00	0.00	0.0%
93	CHAPMAN ST	1.00	LUMP SUM	\$149.00	\$149.00		0.00	0.00	0.00	\$0.00	0.00	\$0.00	0.00	0.0%

CONTRACTOR/INSPECTOR/ENGINEER SHOULD ONLY COMPLETE COLUMN #10, "TOTAL UNITS"

ITEM	TYPE OF WORK	ESTIMATED QUANTITIES	UNITS	UNIT PRICE BID	CONTRACT DOLLARS	C. O. DOLLARS	UNITS THIS APPL.	EXTENSION	UNITS PREV. APPL.(S)	EXTENSION	#10 TOTAL UNITS	EXTENSION	PERCENT COMPLETE
94	COLBY ST	1.00	LUMP SUM	\$211.00	\$211.00		0.00	\$0.00	0.00	\$0.00	0.00	\$0.00	0.0%
95	EDGEWOOD DR	1.00	LUMP SUM	\$124.00	\$124.00		0.00	\$0.00	0.00	\$0.00	0.00	\$0.00	0.0%
93	HARRISON ST	1.00	LUMP SUM	\$248.00	\$248.00		0.00	\$0.00	0.00	\$0.00	0.00	\$0.00	0.0%
97	JEFFERSON ST	1.00	LUMP SUM	\$186.00	\$186.00		0.00	\$0.00	0.00	\$0.00	0.00	\$0.00	0.0%
93	ROWELL ST	1.00	LUMP SUM	\$471.00	\$471.00		0.00	\$0.00	0.00	\$0.00	0.00	\$0.00	0.0%
93	SAYLE ST	1.00	LUMP SUM	\$471.00	\$471.00		0.00	\$0.00	0.00	\$0.00	0.00	\$0.00	0.0%
100	VAN DEUSEN ST	1.00	LUMP SUM	\$471.00	\$471.00		0.00	\$0.00	0.00	\$0.00	0.00	\$0.00	0.0%
101	WEST LAWN AVE	1.00	LUMP SUM	\$10.00	\$10.00		0.00	\$0.00	0.00	\$0.00	0.00	\$0.00	0.0%
102	MAYFAIR AVE	1.00	LUMP SUM	\$347.00	\$347.00		0.00	\$0.00	0.00	\$0.00	0.00	\$0.00	0.0%
103	REGAS RD	1.00	LUMP SUM	\$1,538.00	\$1,538.00		0.00	\$0.00	0.00	\$0.00	0.00	\$0.00	0.0%
104	STEINIES DR	1.00	LUMP SUM	\$186.00	\$186.00		0.00	\$0.00	0.00	\$0.00	0.00	\$0.00	0.0%
105	WALSH RD	1.00	LUMP SUM	\$1,405.00	\$1,405.00		0.00	\$0.00	0.00	\$0.00	0.00	\$0.00	0.0%
105	ANNAMARK DR	1.00	LUMP SUM	\$838.00	\$838.00		0.00	\$0.00	0.00	\$0.00	0.00	\$0.00	0.0%
107	MANUFACTURERS DR	1.00	LUMP SUM	\$3,695.00	\$3,695.00		0.00	\$0.00	0.00	\$0.00	0.00	\$0.00	0.0%
108	MERCHANT ST	1.00	LUMP SUM	\$310.00	\$310.00		0.00	\$0.00	0.00	\$0.00	0.00	\$0.00	0.0%
109	CAMELOT DR	1.00	LUMP SUM	\$338.00	\$338.00		0.00	\$0.00	0.00	\$0.00	0.00	\$0.00	0.0%
110	GAMMON PL	1.00	LUMP SUM	\$270.00	\$270.00		0.00	\$0.00	0.00	\$0.00	0.00	\$0.00	0.0%
111	NAUTILUS DR	1.00	LUMP SUM	\$1,053.00	\$1,053.00		0.00	\$0.00	0.00	\$0.00	0.00	\$0.00	0.0%
112	OFFSHORE DR	1.00	LUMP SUM	\$446.00	\$446.00		0.00	\$0.00	0.00	\$0.00	0.00	\$0.00	0.0%
113	QUARTERDECK DR	1.00	LUMP SUM	\$135.00	\$135.00		0.00	\$0.00	0.00	\$0.00	0.00	\$0.00	0.0%
114	STRUCK ST	1.00	LUMP SUM	\$930.00	\$930.00		0.00	\$0.00	0.00	\$0.00	0.00	\$0.00	0.0%
115	TRAMORE TRL	1.00	LUMP SUM	\$891.00	\$891.00		0.00	\$0.00	0.00	\$0.00	0.00	\$0.00	0.0%
SUBTOTALS					\$85,284.00		0.00	\$0.00	0.00	\$0.00	0.00	\$0.00	26.8%

**CONTRACTOR/INSPECTOR/ENGINEER SHOULD ONLY COMPLETE COLUMN #10, "TOTAL UNITS"**

FAHRNER ASPHALT SEALERS, LLC  
 REPAIRING & SEALING PAVEMENT CRACKS, LOCAL STREETS - 2013  
 CONTRACT NO. 7000  
 PAYMENT NO. 3

VOLUME NAME: PT-PYMNT/2013		*****																																							
ITEM	TYPE OF WORK	1	2	3	4	5	6	7	8	9	10	11	12																												
		ESTIMATED QUANTITIES	UNITS	UNIT PRICE BID	CONTRACT DOLLARS	C. O. DOLLARS	UNITS THIS APPL.	EXTENSION	UNITS PREV. APPL.(S)	EXTENSION	TOTAL UNITS	EXTENSION	PERCENT COMPLETE																												
ACCOUNT NO. EW01-54301-640000																																									
90001	PATCH, CRACK SEAL AND PAVEMENT MARKING SERVICE ENTRANCE/LOT - 119 E OLIN AVE (CITY OF MADISON WATER UTILITY)	1.00	LUMP SUM	\$12,633.00	\$12,633.00		0.00	\$0.00	1.00	\$12,633.00	1.00	\$12,633.00	100.0%																												
ACCOUNT NO. CS53-54996-810375-00-53W1490																																									
40602	PAVEMENT CRACK SEALING - LINEAR FOOT (UNDISTRIBUTED)	20,000.00	LUMP SUM	\$0.70	\$14,000.00		0.00	\$0.00	0.00	\$0.00	0.00	\$0.00	0.0%																												
CONTRACT TOTALS																																									
CHANGE ORDER #1, ACCT NO. CB71-54901-810568																																									
- DRIVEWAY REPAIR, CRACK SEALING, SEALING & PAINTING (WEST POLICE PARKING LOT)																																									
1.00	LUMP SUM			\$5,940.00	\$5,940.00	\$5,940.00	0.00	\$0.00	1.00	\$5,940.00	1.00	\$5,940.00	100.0%																												
CHANGE ORDER #2, ACCT NO. CB53-54317-810672																																									
- CRACK SEAL & SEAL MONONA WASTE OIL SITE																																									
1.00	LUMP SUM			\$1,220.00	\$1,220.00	\$1,220.00	1.00	\$1,220.00	0.00	\$0.00	1.00	\$1,220.00	100.0%																												
GRAND TOTALS (CONTRACT TOTALS PLUS CHANGE ORDERS)																																									
<table style="width: 100%; border-collapse: collapse;"> <tr> <td style="width: 10%;"></td> <td style="width: 10%;"></td> <td style="width: 10%;"></td> <td style="width: 10%;"></td> <td style="width: 10%;"></td> <td style="width: 10%;"></td> <td style="width: 10%;"></td> <td style="width: 10%;"></td> <td style="width: 10%;"></td> <td style="width: 10%;"></td> <td style="width: 10%;"></td> <td style="width: 10%;"></td> <td style="width: 10%;"></td> <td style="width: 10%;"></td> </tr> <tr> <td></td> <td></td> <td></td> <td></td> <td></td> <td style="text-align: right;">\$119,077.00</td> <td></td> <td></td> <td style="text-align: right;">\$1,220.00</td> <td></td> <td style="text-align: right;">\$41,403.00</td> <td></td> <td style="text-align: right;">\$42,623.00</td> <td style="text-align: right;">35.8%</td> </tr> </table>																																	\$119,077.00			\$1,220.00		\$41,403.00		\$42,623.00	35.8%
					\$119,077.00			\$1,220.00		\$41,403.00		\$42,623.00	35.8%																												