

Contract Routing Form

printed on: 01/31/2023

ROUTING: Routine

Contract between: Zenith Tech Inc.  
and Dept. or Division: Engineering Division  
Name/Phone Number:

Project: East-West Bus Rapid Transit

Contract No.: 8716  
Enactment No.: RES-23-00028  
Dollar Amount: 65,743,246.27

File No.: 75225  
Enactment Date: 01/18/2023

(Please DATE before routing)

Signatures Required	Date Received	Date Signed
City Clerk	1-31-2023	1-31-2023
Director of Civil Rights	02-01-2023	02-01-2023
Risk Manager	2-2-23	2-2-23 mcl
Finance Director	2.9.23	2.9.23
City Attorney	2-9-23	2-14-23
Mayor	2.14.23	2.15.23

Please return signed Contracts to the City Clerk's Office  
Room 103, City-County Building for filing.

Original + 2 Copies

01/31/2023 09:31:47 enjls - Mike Cechvala 266-4761  
01/31/2023 09:32:10 enjls - Chris Petykowski 267-8678



Legislation Details (With Text)

**File #:** 75225      **Version:** 1      **Name:** Awarding Public Works Contract No. 8716, East - West Bus Rapid Transit.  
**Type:** Resolution      **Status:** Passed  
**File created:** 12/16/2022      **In control:** Engineering Division  
**On agenda:** 1/17/2023      **Final action:** 1/17/2023  
**Enactment date:** 1/18/2023      **Enactment #:** RES-23-00028

**Title:** Awarding Public Works Contract No. 8716, East - West Bus Rapid Transit. (1st, 3rd, 4th, 5th, 6th, 8th, 9th, 11th, 12th, 15th, 17th, 19th ADs)

**Sponsors:** BOARD OF PUBLIC WORKS

**Indexes:**

**Code sections:**

**Attachments:** 1. 8716 BidOpeningTab.pdf, 2. 8716.pdf

Date	Ver.	Action By	Action	Result
1/17/2023	1	COMMON COUNCIL	Adopt Unanimously	Pass
1/4/2023	1	BOARD OF PUBLIC WORKS	RECOMMEND TO COUNCIL TO ADOPT - REPORT OF OFFICER	Pass
12/16/2022	1	Engineering Division	Refer	

**Fiscal Note**

The proposed resolution authorizes awarding a contract for East - West Bus Rapid Transit at a total estimated cost of \$71,008,706 including contingency. Funding for the project is available in Munis project 13925. No additional appropriation is required.

**Title**

Awarding Public Works Contract No. 8716, East - West Bus Rapid Transit. (1<sup>st</sup>, 3<sup>rd</sup>, 4<sup>th</sup>, 5<sup>th</sup>, 6<sup>th</sup>, 8<sup>th</sup>, 9<sup>th</sup>, 11<sup>th</sup>, 12<sup>th</sup>, 15<sup>th</sup>, 17<sup>th</sup>, 19<sup>th</sup> ADs)

**Body**

BE IT RESOLVED, that the following low bids for miscellaneous improvements be accepted and that the Mayor and City Clerk be and are hereby authorized and directed to enter into a contract with the low bidder contained herein, subject to the Contractor's compliance with Section 39.02 of the Madison General Ordinances concerning compliance with the Affirmative Action provisions **and subject to the Contractor's compliance with Section 33.07 of the Madison General Ordinances regarding Best Value Contracting:**

BE IT FURTHER RESOLVED, that the funds be encumbered to cover the cost of the projects contained herein.

See attached document (Contract No. 8716) for itemization of bids.

PROJECT	CONTRACTOR	AMOUNT OF BID
---------	------------	---------------

CONTRACT NO. 8716  
EAST-WEST BUS RAPID TRANSIT

ZENITH TECH, INC.

\$65,743,246.27

Base Bid: Munis Account 13925	\$61,571,229.40
Contingency 8%	<u>\$4,925,698.35</u>
Sub-Total	\$66,496,927.75

Alternate #1: Munis Account 13925	\$3,560,016.87
Contingency 8%	<u>\$284,801.35</u>
Sub-Total	\$3,844,818.22

Alternate #2: Munis Account 13925	\$612,000.00
Contingency 8%	<u>\$48,960.00</u>
Sub-Total	\$660,960.00

GRAND TOTAL	<u>\$71,002,705.97</u>
-------------	------------------------



## Demographics

**Company Name:** Continental Casualty Company

**NAIC CoCode:** 20443

**State of Domicile:** Illinois

**Organization Type:** Stock

**Short Name:**

**Country of Domicile:** United States

**Date of Incorporation:** 06/30/1897

**SBS Company Number:** 54218368

**Domicile Type:** Foreign

**NAIC Group Number:** 218 - CNA INS GRP

**Merger Flag:** No

## Address

**Business Address**

151 N Franklin St  
Chicago, IL 60606  
United States

**Mailing Address**

151 N Franklin St  
Chicago, IL 60606  
United States

**Statutory Home Office Address**

151 N Franklin St  
Chicago, IL 60606  
United States

**Main Administrative Office**

Address  
151 N Franklin St  
Chicago, IL 60606  
United States

## Phone, Email, Website

**Phone**

Type	Number
------	--------

**Email**

No results found.

**Website**

No results found.

## Company Type

**Company Type:** Property and Casualty

**Status:** Active

**Effective Date:** 01/01/1898

**Issue Date:** 01/01/1898

**Articles of Incorporation Received:** No

**Business Activities of Members:**

**Status Reason:**

**Legacy State ID:** 110434

**Approval Date:**

**Article No:**

**Status Date:** 01/01/1898

**Expiration Date:**

**File Date:**

**COA Number:**

**Company Type:** Property and Casualty

# Appointments

Show 10 entries

Showing 1 to 2 of 2 entries

Q trud

Licensee Name	License Number	NPN	License Type	Line of Authority	Appointment Date	Effective Date	Expiration Date
TRUDY SZALEWSKI	6502661	6502661	Intermediary (Agent) Individual	Property	02/26/1992	01/06/2023	03/15/2024
TRUDY SZALEWSKI	6502661	6502661	Intermediary (Agent) Individual	Casualty	02/26/1992	01/06/2023	03/15/2024

First Previous 1 Next Last

# Line Of Business

Show 10 entries

Showing 1 to 10 of 11 entries

Q Filter

Line of Business	Citation Type	Effective Date
Aircraft	Aircraft	01/01/1898
Automobile	Automobile	01/01/1898
Credit Insurance	Credit Insurance	01/01/1898
Disability Insurance	Disability Insurance	01/01/1898
Fidelity Insurance	Fidelity Insurance	01/01/1898
Fire, Inland Marine and Other Property Insurance	Fire, Inland Marine and Other Property Insurance	01/01/1898
Liability and Incidental Medical Expense Insurance (other than automobile)	Liability and Incidental Medical Expense Insurance (other than automobile)	01/01/1898
Miscellaneous	Miscellaneous	01/01/1898
Ocean Marine Insurance	Ocean Marine Insurance	01/01/1898
Surety Insurance	Surety Insurance	01/01/1898

First Previous 1 2 Next Last

# Contact

Contact Type	Preferred Name	Name	E-mail	Phone	Address
Registered Agent for Service of Process		*			Other CT CORPORATION SYSTEM 301 S BEDFORD ST STE 1 MADISON, WI United States County 53703

Return completed certificate to:  
 City of Madison Engineering  
 Attn: Janet Pien  
 210 Martin Luther King, Jr. Blvd., Rm. 115  
 Madison, WI 53703-3345  
 608-264-9275 (FAX)  
 608-266-4620 (PHONE)

This Form Must be Completed in its Entirety

# Certificate of Insurance

-To-  
 City of Madison  
 Madison, Wisconsin



This certifies to the Municipality the following described Policies have been issued to the insured named below and are in force at this time.

Name of Insured ZENITH TECH INC

Address PO BOX 1028 WAUKESHA, WI 53187

This certificate is furnished to the Municipality to induce the Municipality to take official action and may be relied upon by the Municipality.

Description of operations insured. \_\_\_\_\_

Policies and Insurers	Limits	Policy Number	Policy Period
Commercial General Liability	Each Occurrence \$ 1,000,000	VTC2KCO7211B454IND22	03/01/2022-03/01/2023
	Aggregate \$ 2,000,000		
(Insurer) THE TRAVELERS INDEMNITY CO			
Business Auto Liability	Coverage Symbol	VTC2KCAP-3049P020-IND-22	03/01/2022-03/01/2023
	Combined Single Limit \$ 2,000,000		
(Insurer) THE TRAVELERS INDEMNITY CO			
Umbrella Liability	Occurrence/Aggregate \$ 10,000,000	CUP5809B39A2225	03/01/2022-03/01/2023
	Retention \$ 10,000,000		
(Insurer) TRAVELERS PROPERTY CAS CO OF AMERICA			
Worker's Compensation	Employer's Liability \$ 1,000,000	UB3L5963422225R	03/01/2022-03/01/2023
	Statutory (states) 1,000,000		
(Insurer) TRAVELERS PROPERTY CAS CO OF AMERICA	1,000,000		
Professional/Other Liability	Per Claim/Other \$		
	Aggregate \$		
(Insurer)			

The following coverages or conditions are in effect: (MUST BE ANSWERED "YES" FOR APPROVAL).....YES NO

The Municipality, its officials, and employees are named on the Commercial General Liability policy(ies) described above as additional insured as respects:

- (a) activities performed for the Municipality by or on behalf of the insured, .....  YES  NO
- (b) products and completed operations of the Named Insured, and .....  YES  NO
- (c) premises owned, leased or used by the Named Insured.....  YES  NO

Products and completed operations. ....  YES  NO

The undersigned will mail to the Municipality a written notice within 30 days of cancellation or reduction of coverage or limits.....  YES  NO

Contractual Liability Coverage applying to this Contract .....  YES  NO

This certificate is not a policy and does not amend, extend, or alter the coverage afforded by the policies listed herein. Notwithstanding any requirements, terms or conditions of any contractor other document with respect to which this certificate of insurance may be issued or may pertain, the insurance afforded by the policies described herein is subject to all the terms, exclusions and conditions of such policies.

AON RISK SERVICES CENTRAL, INC  
 Agency or Brokerage  
 PO BOX 19028  
 Address/City/State/Zip Code  
 GREEN BAY, WI 54307  
 Insurance Company  
*Scott Brzezinski*  
 Authorized Signature\*

SCOTT BRZEZINSKI  
 Name of Contact Person  
 920-431-6267  
 Telephone Number  
 920-431-6338  
 FAX Number  
 2/21/2021  
 Date

\*NOTE: Authorized signature may be the agent's if the agent has placed insurance through an agency agreement with the insurer. If the insurance is brokered, the authorized signature must be that of official insurance.



# CERTIFICATE OF LIABILITY INSURANCE

DATE (MM/DD/YYYY)

THIS CERTIFICATE IS ISSUED AS A MATTER OF INFORMATION ONLY AND CONFERS NO RIGHTS UPON THE CERTIFICATE HOLDER. THIS CERTIFICATE DOES NOT AFFIRMATIVELY OR NEGATIVELY AMEND, EXTEND OR ALTER THE COVERAGE AFFORDED BY THE POLICIES BELOW. THIS CERTIFICATE OF INSURANCE DOES NOT CONSTITUTE A CONTRACT BETWEEN THE ISSUING INSURER(S), AUTHORIZED REPRESENTATIVE OR PRODUCER, AND THE CERTIFICATE HOLDER.

**IMPORTANT: If the certificate holder is an ADDITIONAL INSURED, the policy(ies) must have ADDITIONAL INSURED provisions or be endorsed. If SUBROGATION IS WAIVED, subject to the terms and conditions of the policy, certain policies may require an endorsement. A statement on this certificate does not confer rights to the certificate holder in lieu of such endorsement(s).**

<b>PRODUCER</b> Aon Risk Services Central, Inc. Green Bay WI Office 10700 Research Drive Suite 450 Milwaukee WI 53226 USA	<b>CONTACT NAME:</b> AON RISK SERVICES CENTRAL, INC. <b>PHONE (A/C, No, Ext):</b> (920) 437-7123 <b>FAX (A/C, No):</b> (920) 431-6345 <b>E-MAIL ADDRESS:</b>  <table border="1" style="width: 100%; border-collapse: collapse;"> <tr> <th style="width: 80%;">INSURER(S) AFFORDING COVERAGE</th> <th style="width: 20%;">NAIC #</th> </tr> <tr> <td><b>INSURER A :</b> Travelers Indemnity Company</td> <td style="text-align: center;">25658</td> </tr> <tr> <td><b>INSURER B :</b> Travelers Property Casualty Company of America</td> <td style="text-align: center;">25674</td> </tr> <tr> <td><b>INSURER C :</b></td> <td></td> </tr> <tr> <td><b>INSURER D :</b></td> <td></td> </tr> <tr> <td><b>INSURER E :</b></td> <td></td> </tr> <tr> <td><b>INSURER F :</b></td> <td></td> </tr> </table>	INSURER(S) AFFORDING COVERAGE	NAIC #	<b>INSURER A :</b> Travelers Indemnity Company	25658	<b>INSURER B :</b> Travelers Property Casualty Company of America	25674	<b>INSURER C :</b>		<b>INSURER D :</b>		<b>INSURER E :</b>		<b>INSURER F :</b>	
INSURER(S) AFFORDING COVERAGE	NAIC #														
<b>INSURER A :</b> Travelers Indemnity Company	25658														
<b>INSURER B :</b> Travelers Property Casualty Company of America	25674														
<b>INSURER C :</b>															
<b>INSURER D :</b>															
<b>INSURER E :</b>															
<b>INSURER F :</b>															
<b>INSURED</b> ZENITH TECH, INC. ATTN: P.O. BOX 1028 WAUKESHA, WI 53187															

**COVERAGES**

**CERTIFICATE NUMBER:**

**REVISION NUMBER:**

THIS IS TO CERTIFY THAT THE POLICIES OF INSURANCE LISTED BELOW HAVE BEEN ISSUED TO THE INSURED NAMED ABOVE FOR THE POLICY PERIOD INDICATED. NOTWITHSTANDING ANY REQUIREMENT, TERM OR CONDITION OF ANY CONTRACT OR OTHER DOCUMENT WITH RESPECT TO WHICH THIS CERTIFICATE MAY BE ISSUED OR MAY PERTAIN, THE INSURANCE AFFORDED BY THE POLICIES DESCRIBED HEREIN IS SUBJECT TO ALL THE TERMS, EXCLUSIONS AND CONDITIONS OF SUCH POLICIES. LIMITS SHOWN MAY HAVE BEEN REDUCED BY PAID CLAIMS.

INSR LTR	TYPE OF INSURANCE	ADDL INSD	SUBR WVD	POLICY NUMBER	POLICY EFF (MM/DD/YYYY)	POLICY EXP (MM/DD/YYYY)	LIMITS
A	COMMERCIAL GENERAL LIABILITY <input type="checkbox"/> CLAIMS-MADE <input checked="" type="checkbox"/> OCCUR  <input checked="" type="checkbox"/> CONTRACTUAL LIABILITY GEN'L AGGREGATE LIMIT APPLIES PER: <input type="checkbox"/> POLICY <input checked="" type="checkbox"/> PRO-JECT <input type="checkbox"/> LOC OTHER:			VTC2KCO-7211B454-22	03/01/2022	03/01/2023	EACH OCCURRENCE \$ 1,000,000 DAMAGE TO RENTED PREMISES (Ea occurrence) \$ 300,000 MED EXP (Any one person) \$ 5,000 PERSONAL & ADV INJURY \$ 1,000,000 GENERAL AGGREGATE \$ 2,000,000 PRODUCTS - COMP/OP AGG \$ 2,000,000 \$
	AUTOMOBILE LIABILITY <input checked="" type="checkbox"/> ANY AUTO <input type="checkbox"/> OWNED AUTOS ONLY <input type="checkbox"/> SCHEDULED AUTOS <input checked="" type="checkbox"/> HIRED AUTOS ONLY <input checked="" type="checkbox"/> NON-OWNED AUTOS ONLY			VTC2KCAP-3049P020-22	03/01/2022	03/01/2023	COMBINED SINGLE LIMIT (Ea accident) \$ 2,000,000 BODILY INJURY (Per person) \$ BODILY INJURY (Per accident) \$ PROPERTY DAMAGE (Per accident) \$ \$
	<input checked="" type="checkbox"/> UMBRELLA LIAB <input checked="" type="checkbox"/> OCCUR <input checked="" type="checkbox"/> EXCESS LIAB <input type="checkbox"/> CLAIMS-MADE <input type="checkbox"/> DED <input checked="" type="checkbox"/> RETENTION \$ 10,000			CUP-5809B39A-22-25	03/01/2022	03/01/2023	EACH OCCURRENCE \$ 10,000,000 AGGREGATE \$ 10,000,000 \$
	WORKERS COMPENSATION AND EMPLOYERS' LIABILITY ANY PROPRIETOR/PARTNER/EXECUTIVE OFFICER/MEMBER EXCLUDED? (Mandatory in NH) If yes, describe under DESCRIPTION OF OPERATIONS below <div style="float: right; text-align: right;">             Y/N  <input checked="" type="checkbox"/> N    N/A           </div>			UB-3L596342-22-25-R	03/01/2022	03/01/2023	<input checked="" type="checkbox"/> PER STATUTE <input type="checkbox"/> OTH-ER E.L. EACH ACCIDENT \$ 1,000,000 E.L. DISEASE - EA EMPLOYEE \$ 1,000,000 E.L. DISEASE - POLICY LIMIT \$ 1,000,000

DESCRIPTION OF OPERATIONS / LOCATIONS / VEHICLES (ACORD 101, Additional Remarks Schedule, may be attached if more space is required)

COI for bidding proof only.

**CERTIFICATE HOLDER**

**CANCELLATION**

For proof of coverage only	<p>SHOULD ANY OF THE ABOVE DESCRIBED POLICIES BE CANCELLED BEFORE THE EXPIRATION DATE THEREOF, NOTICE WILL BE DELIVERED IN ACCORDANCE WITH THE POLICY PROVISIONS.</p> <hr/> AUTHORIZED REPRESENTATIVE <div style="text-align: center; font-family: cursive; font-size: 1.2em;">           Scott Brzezinski         </div>
----------------------------	--

© 1988-2015 ACORD CORPORATION. All rights reserved.

\$65,743,246.27  
FILE COPY

BID OF ZENITH TECH, INC.

2023

PROPOSAL, CONTRACT, BOND AND SPECIFICATIONS

FOR

EAST-WEST BUS RAPID TRANSIT

CONTRACT NO. 8716

PROJECT NO. 13925

MUNIS NO. 13925

IN

MADISON, DANE COUNTY, WISCONSIN

AWARDED BY THE COMMON COUNCIL  
MADISON, WISCONSIN ON JANUARY 17, 2023

CITY ENGINEERING DIVISION  
1600 EMIL STREET  
MADISON, WISCONSIN 53713

<https://bidexpress.com/login>



**EAST-WEST BUS RAPID TRANSIT  
CONTRACT NO. 8716**

**INDEX**

SECTION A: ADVERTISEMENT FOR BIDS AND INSTRUCTIONS TO BIDDERS ..... A-1

SECTION B: PROPOSAL ..... B-1

SECTION C: SPECIAL PROVISIONS ..... C-1

SECTION D: DISADVANTAGED BUSINESS ENTERPRISE ..... D-1

SECTION E: BIDDER'S ACKNOWLEDGEMENT ..... E-1

SECTION F: BEST VALUE CONTRACTING ..... F-1

SECTION G: BID BOND ..... G-1

SECTION H: FEDERAL AND LOCAL CERTIFICATIONS ..... H-1


SECTION I: PROCUREMENT PROTEST PROCEDURE ..... I-1

SECTION J: AGREEMENT ..... J-1

SECTION K: PAYMENT AND PERFORMANCE BOND ..... K-1

This Proposal, and Agreement have  
been prepared by:

**CITY ENGINEERING DIVISION  
CITY OF MADISON  
MADISON, DANE COUNTY, WISCONSIN**



---

Thomas Lynch, Transportation Director

TL: cmb

## SECTION A: ADVERTISEMENT FOR BIDS AND INSTRUCTIONS TO BIDDERS

### REQUEST FOR BID FOR PUBLIC WORKS CONSTRUCTION CITY OF MADISON, WISCONSIN

#### A BEST VALUE CONTRACTING MUNICIPALITY

PROJECT NAME:	EAST-WEST BUS RAPID TRANSIT
CONTRACT NO.:	8716
DBE GOAL	14%
BID BOND	5%
DBE PRE BID MEETING	See Pre Bid Meeting info below
PREQUALIFICATION APPLICATION DUE (2:00 P.M.)	Tuesday, November 22, 2022
BID SUBMISSION (2:00 P.M.)	Tuesday, December 6, 2022
BID OPEN (2:30 P.M.)	Tuesday, December 6, 2022
PUBLISHED IN WSJ	10/27, 11/3, 11/10 & 11/17, 2022

**DBE PRE BID MEETING:** Disadvantaged Business Enterprise Pre-Bid Meetings are not being held in person at this time. Contractors can schedule one-on-one phone calls with Juan Pablo Torres Meza in Affirmative Action to count towards good faith efforts. Juan Pablo can be reached at (608) 261-9162 or by email, [jtorresmeza@cityofmadison.com](mailto:jtorresmeza@cityofmadison.com).

**PREQUALIFICATION APPLICATION:** Forms are available on our website, [www.cityofmadison.com/engineering/developers-contractors/contractors/how-to-get-prequalified](http://www.cityofmadison.com/engineering/developers-contractors/contractors/how-to-get-prequalified). If not currently prequalified in the categories listed in Section A, an amendment to your Prequalification will need to be submitted prior to the same due date. Postmark is not applicable.

**DUNS NUMBER/SAM UNIQUE ENTITY ID REQUIRED:** Prior to bid award, all bidders for this project must submit a DUNS Number or SAM Unique Entity ID to the City for all proposed prime and subcontractors listed in the bid.

**BIDS TO BE SUBMITTED** by hand to 1600 EMIL ST., MADISON, WI 53713 or online at [www.bidexpress.com](http://www.bidexpress.com).

Bids may be submitted on line through Bid Express or in person at 1600 Emil St. The bids will be posted on line after the bid opening. If you have any questions, please call Alane Boutelle at (608) 267-1197, or John Fahrney at (608) 266-9091.

#### STANDARD SPECIFICATIONS

The City of Madison's Standard Specifications for Public Works Construction - 2022 Edition, as supplemented and amended from time to time, forms a part of these contract documents as if attached hereto.

These standard specifications are available on the City of Madison Public Works website, [www.cityofmadison.com/engineering/developers-contractors/standard-specifications](http://www.cityofmadison.com/engineering/developers-contractors/standard-specifications).

The Contractor shall review these Specifications prior to preparation of proposals for the work to be done under this contract, with specific attention to Article 102, "BIDDING REQUIREMENTS AND CONDITIONS" and Article 103, "AWARD AND EXECUTION OF THE CONTRACT." For the convenience of the bidder, below are highlights of three subsections of the specifications.

#### SECTION 102.1: PRE-QUALIFICATION OF BIDDERS

In accordance with Wisconsin State Statutes 66.0901(2) and (3), all bidders must submit to the Board of Public Works proof of responsibility on forms furnished by the City. The City requires that all bidders be qualified on a biennial basis.

Bidders must present satisfactory evidence that they have been regularly engaged in the type of work specified herein and they are fully prepared with necessary capital, materials, machinery and supervisory personnel to conduct the work to be contracted for to the satisfaction of the City. All bidders must be pre-qualified by the Board of Public Works for the type of construction on which they are bidding prior to the opening of the bid.

In accordance with Section 39.02(9)(a)l. of the General Ordinances, all bidders shall submit in writing to the Affirmative Action Division Manager of the City of Madison, a Certificate of Compliance or an Affirmative Action Plan at the same time or prior to the submission of the proof of responsibility forms.

The bidder shall be disqualified if the bidder fails to or refuses to, prior to opening of the bid, submit a Certificate of compliance, Affirmative Action Plan or Affirmative Action Data Update, as applicable, as defined by Section 39.02 of the General Ordinances (entitled Affirmative Action) and as required by Section 102.11 of the Standard Specifications.

#### SECTION 102.4 PROPOSAL

No bid will be accepted that does not contain an adequate or reasonable price for each and every item named in the Schedule of Unit Prices.

A lump sum bid for the work in accordance with the plans and specifications is required. The lump sum bid must be the same as the total amounts bid for the various items and it shall be inserted in the space provided.

All papers bound with or attached to the proposal form are considered a part thereof and must not be detached or altered when the proposal is submitted. The plans, specifications and other documents designated in the proposal form will be considered a part of the proposal whether attached or not.

A proposal submitted by an individual shall be signed by the bidder or by a duly authorized agent. A proposal submitted by a partnership shall be signed by a member/partner or by a duly authorized agent thereof. A proposal submitted by a corporation shall be signed by an authorized officer or duly authorized registered agent of such corporation, and the proposal shall show the name of the State under the laws of which such corporation was chartered. The required signatures shall in all cases appear in the space provided thereof on the proposal.

Each proposal shall be placed, together with the proposal guaranty, in a sealed envelope, so marked as to indicate name of project, the contract number or option to which it applies, and the name and address of the Contractor or submitted electronically through Bid Express ([www.bidexpress.com](http://www.bidexpress.com)). Proposals will be accepted at the location, the time and the date designated in the advertisement. Proposals received after the time and date designated will be returned to the bidder unopened.

#### SECTION 102.5: BID DEPOSIT (PROPOSAL GUARANTY)

All bids, sealed or electronic, must be accompanied with a Bid Bond equal to at least 5% of the bid or a Certificate of Annual/Biennial Bid Bond or certified check, payable to the City Treasurer. Bid deposit of the successful bidders shall be returned within forty-eight (48) hours following execution of the contract and bond as required.

#### MINOR DISCREPENCIES

Bidder is responsible for submitting all forms necessary for the City to determine compliance with State and City bidding requirements. Notwithstanding any language to the contrary contained herein, the City may exercise its discretion to allow bidders to correct or supplement submissions after bid opening, if the minor discrepancy, bid irregularity or omission is insignificant and not one related to price, quality, quantity, time of completion or performance of the contract.

**Bidders for this Contract(s) must be Pre-Qualified for at least one of the following type(s) of construction denoted by an**

Building Demolition

- 101  Asbestos Removal
- 120  House Mover

- 110  Building Demolition

Street, Utility and Site Construction

- 201  Asphalt Paving
- 205  Blasting
- 210  Boring/Pipe Jacking
- 215  Concrete Paving
- 220  Con. Sidewalk/Curb & Gutter/Misc. Flat Work
- 221  Concrete Bases and Other Concrete Work
- 222  Concrete Removal
- 225  Dredging
- 230  Fencing
- 235  Fiber Optic Cable/Conduit Installation
- 240  Grading and Earthwork
- 241  Horizontal Saw Cutting of Sidewalk
- 242  Infrared Seamless Patching
- 245  Landscaping, Maintenance
- 246  Ecological Restoration
- 250  Landscaping, Site and Street
- 251  Parking Ramp Maintenance
- 252  Pavement Marking
- 255  Pavement Sealcoating and Crack Sealing
- 260  Petroleum Above/Below Ground Storage Tank Removal/Installation
- 262  Playground Installer

- 265  Retaining Walls, Precast Modular Units
- 270  Retaining Walls, Reinforced Concrete
- 275  Sanitary, Storm Sewer and Water Main Construction
- 276  Sawcutting
- 280  Sewer Lateral Drain Cleaning/Internal TV Insp.
- 285  Sewer Lining
- 290  Sewer Pipe Bursting
- 295  Soil Borings
- 300  Soil Nailing
- 305  Storm & Sanitary Sewer Laterals & Water Svc.
- 310  Street Construction
- 315  Street Lighting
- 318  Tennis Court Resurfacing
- 320  Traffic Signals
- 325  Traffic Signing & Marking
- 332  Tree pruning/removal
- 333  Tree, pesticide treatment of
- 335  Trucking
- 340  Utility Transmission Lines including Natural Gas, Electrical & Communications
- 399  Other \_\_\_\_\_

Bridge Construction

- 501  Bridge Construction and/or Repair

Building Construction

- 401  Floor Covering (including carpet, ceramic tile installation, rubber, VCT)
- 402  Building Automation Systems
- 403  Concrete
- 404  Doors and Windows
- 405  Electrical - Power, Lighting & Communications
- 410  Elevator - Lifts
- 412  Fire Suppression
- 413  Furnishings - Furniture and Window Treatments
- 415  General Building Construction, Equal or Less than \$250,000
- 420  General Building Construction, \$250,000 to \$1,500,000
- 425  General Building Construction, Over \$1,500,000
- 428  Glass and/or Glazing
- 429  Hazardous Material Removal
- 430  Heating, Ventilating and Air Conditioning (HVAC)
- 433  Insulation - Thermal
- 435  Masonry/Tuck pointing

- 437  Metals
- 440  Painting and Wallcovering
- 445  Plumbing
- 450  Pump Repair
- 455  Pump Systems
- 460  Roofing and Moisture Protection
- 464  Tower Crane Operator
- 461  Solar Photovoltaic/Hot Water Systems
- 465  Soil/Groundwater Remediation
- 466  Warning Sirens
- 470  Water Supply Elevated Tanks
- 475  Water Supply Wells
- 480  Wood, Plastics & Composites - Structural & Architectural
- 499  Other \_\_\_\_\_

State of Wisconsin Certifications

- 1  Class 5 Blaster - Blasting Operations and Activities 2500 feet and closer to inhabited buildings for quarries, open pits and road cuts.
- 2  Class 6 Blaster - Blasting Operations and Activities 2500 feet and closer to inhabited buildings for trenches, site excavations, basements, underwater demolition, underground excavations, or structures 15 feet or less in height.
- 3  Class 7 Blaster - Blasting Operations and Activities for structures greater than 15 ' in height, bridges, towers, and any of the objects or purposes listed as "Class 5 Blaster or Class 6 Blaster".
- 4  Petroleum Above/Below Ground Storage Tank Removal and Installation (Attach copies of State Certifications.)
- 5  Hazardous Material Removal (Contractor to be certified for asbestos and lead abatement per the Wisconsin Department of Health Services, Asbestos and Lead Section (A&LS).) See the following link for application: [www.dhs.wisconsin.gov/Asbestos/Cert](http://www.dhs.wisconsin.gov/Asbestos/Cert). State of Wisconsin Performance of Asbestos Abatement Certificate must be attached.
- 6  Certification number as a Certified Arborist or Certified Tree Worker as administered by the International Society of Arboriculture
- 7  Pesticide application (Certification for Commercial Applicator For Hire with the certification in the category of turf and landscape (3.0) and possess a current license issued by the DATCP)
- 8  State of Wisconsin Master Plumbers License.

## SECTION B: PROPOSAL

Please refer to the  
Bid Express Website  
at <https://bidexpress.com>  
look up contract number  
and go to  
Section B: Proposal Page

You can access all City of Madison bid solicitations for FREE at [www.bidexpress.com](http://www.bidexpress.com)

Click on the "Register for Free" button and follow the instructions to register your company and yourself. You will be asked for a payment subscription preference, since you may wish to bid online someday. Simply choose the method to pay on a 'per bid' basis. This requires no payment until / unless you actually bid online. You can also choose the monthly subscription plan at this time. You will, however, be asked to provide payment information. Remember, you can change your preference at anytime. You will then be able to complete your free registration and have full access to the site. Your free access does not require completion of the 'Digital ID' process, so you will have instant access for viewing and downloading. To be prepared in case you ever do wish to bid online, you may wish to establish your digital ID also, since you cannot bid without a Digital ID.

If you have any problems with the free registration process, you can call the bidexpress help team, toll free at 1-888-352-2439 (option 1, option1).

## SECTION C: SPECIAL PROVISIONS

### EAST-WEST BUS RAPID TRANSIT CONTRACT NO. 8716

It is the intent of these Special Provisions to set forth the final contractual intent as to the matter involved and shall prevail over the Standard Specifications and plans whenever in conflict therewith.

#### **SECTION 102.11: BEST VALUE CONTRACTING AND FTA FAIR COST/PRICE ANALYSIS**

This Contract shall be considered a Best Value Contract if the Contractor's bid is equal to or greater than \$70,000 for a single trade contract; or equal to or greater than \$341,500 for a multi-trade contract pursuant to MGO 33.07(7).

In addition, Bidder acknowledges that federal requirements pursuant FAR Subpart 15.300 et. seq. may require the City to conduct a price and/or cost analysis of a best value contract in order to determine if the bid is fair and reasonable. Bidder agrees to cooperate with the City's efforts to perform such an analysis and acknowledges that the lowest bid best value contract may not be selected if federal standards determine that it is not a fair price or cost.

#### **SECTION 102.13: PREVAILING WAGE**

In addition to the requirements in Sec. 102.13 of the Standard Specifications, during the performance of this agreement, the Contractor agrees to comply with all applicable provisions of the Davis-Bacon Act (29 CFR part 5), as further set forth in Sec. 14 of Addendum A to the Agreement. The Federal Wage Decision applicable to this Project is attached as Attachment 2 to Addendum A to the Agreement.

In addition, the reporting language in Sec. 102.13(d) of the Standard Specifications applicable to replaced as follows:

Prior to all payments, including those under this Sec. 110.2 of these Special Provisions, Contractor or Subcontractor shall:

1. Submit weekly payroll reports, reflecting the number of hours worked by each employee, their rate of pay (including fringe benefits) and their specific trade, using LCP Tracker, at <https://prod.lcptracker.net/Accounts/Accounts/Login>.
2. Submit their monthly workforce reporting (Monthly Employment Utilization Report) including demographic information by the 15th of the next month using the City of Madison Contract Compliance online system at <https://elam.cityofmadison.com/CitizenAccess/Default.aspx>.
3. Submit their information on payments (Committed Cost Status Report) to subcontractors including Disadvantaged Business Enterprises by the 15th of the next month using the City of Madison Contract Compliance online system at <https://elam.cityofmadison.com/CitizenAccess/Default.aspx>.

The wages and benefits paid on the contract shall not be less than those specified in the Federal Wage Decision included with these contract documents for the following Construction Type of work:

- Building
- Heavy
- Highway
- Residential

**ARTICLE 103**

**AWARD AND EXECUTION OF THE CONTRACT**

The bidder must completely fill in the base bid and each of the alternates. After the initial bid advertisement and prior to bid opening the City will establish a Construction Budget Dollar Value. If any responsible bidder submits a base bid, plus alternate #1 and alternate #2 that is below the Construction Budget Dollar Value, the City will award the contract to the lowest responsible bidder based on the base bid plus alternate #1 and alternate #2. If no responsible bidder submits a base bid plus alternate #1 and alternate #2 that is below the Construction Budget Dollar Value, the City will award the contract based on the base bid plus only alternate #1. If no responsible bidder submits a base bid plus alternate #1 that is below the Construction Budget Dollar Value, the City will then award the contract based on the base bid plus alternate #2 only. If no responsible bidder submits a base bid plus alternate #2 that is below the Construction Budget Dollar Value, the City will award the contract based on the base bid only. The procedure notes the process for awarding contract, and the City shall have the right to proceed or not proceed with alternate #1 and alternate #2 regardless of how the bid was awarded. The City shall have the right to reject all bids regardless of the value of the bids submitted.

**SECTION 107.4(i): INSURANCE FOR THE CONSTRUCTION OF BUILDINGS AND STRUCTURES**

Delete the standard specification and replace with the following:

The Contractor shall purchase and maintain, property insurance written on a builder's risk "all-risk" policy form in the amount of the initial Contract sum, plus the value of subsequent Contract modifications and cost of materials supplied or installed by others, comprising total value for the entire project at the site on a replacement cost basis less the cost of sitework and demolition. Such insurance shall be maintained until the date in time that the City takes occupancy of the building or possession of the structure, unless otherwise agreed to in writing by Contractor and City. This insurance shall include interests of the City, the Contractor and subcontractors. This insurance does not include Contractor's or subcontractor's property which is not intended to be incorporated into the work such as tools, sheds, hoists, canvasses, tarpaulins, mixers, scaffolding, staging towers owned or rented, or similar property not expended in the completion of, or to become a permanent part of the installation of the work. This insurance shall apply to new buildings, structures, additions, remodeling, alterations and renovations of existing buildings.

Such insurance shall include, without limitation, insurance against the perils of fire (with extended coverage) and physical loss or damage including, without duplication of coverage, theft, vandalism, malicious mischief, collapse, earthquake, flood, windstorm, falsework, testing and startup, temporary buildings and debris removal including demolition occasioned by enforcement of any applicable legal requirements, and soft costs, including but not limited to additional interest costs, insurance, architect fees, engineering fees, contractor fees, legal and accounting fees, city staff costs, bond and permit fees, rental/lease costs and other administrative costs required as a result of such insured loss.

If the property insurance requires deductibles, the Contractor shall pay costs not covered because of such deductibles.

This insurance shall cover portions of the work stored off-site, and also portions of the work in transit. The Contractor shall carry sufficient all risk insurance on both the owned and leased equipment at the site of work and enroute to and from the site of work to fully protect Contractor. The Contractor shall require the same coverage of subcontractors. It is expressly understood and agreed that the City shall bear no responsibility for any loss or damage to such equipment.

Partial occupancy or use shall not commence until the insurance company or companies providing insurance have consented to such partial occupancy or use by endorsement or otherwise. The City and Contractor shall take reasonable steps to obtain consent of the insurance company or companies and shall, without mutual written consent, take no action with respect to partial occupancy or use that would cause cancellation, lapse or reduction of insurance.

## **104.7 EXTRA WORK**

Sec. 104.7 applies in full except that when calculating the prices for Extra Work to be completed by subcontractors federal requirements prohibit the addition of a percentage of cost as a mechanism for recovering indirect costs such as overhead or administrative costs. Contractors wishing to account for indirect costs must provide specific indirect cost rates at the time of submitting its costs that have been accepted by a Federal or State government agency in compliance with FAR Part 31 cost principles. These must be submitted in conjunction calculating the overall price for Extra Work.

## **110.2 PARTIAL PAYMENT TO CONTRACTORS AND PROMPT PAYMENT TO SUBCONTRACTORS.**

- I. Partial Payments to Contractor. Partial payments based on the value of the work satisfactorily performed or satisfactory materials furnished, at contract or agreed unit or lump sum prices, will be made to the Contractor as the work progresses, except that partial payments will not be made if the Contractor is in noncompliance with any order given to the Contractor by the Engineer pursuant to the contract.

Twice each month (provided that a payment of \$1,000 or more becomes due, which amount may at the Engineer's discretion be reduced for contracts of \$25,000 or less) the Contractor will prepare an estimate of the quantities of work performed and the value thereof at contract or agreed unit or lump sum prices. The estimate will be prepared on forms provided by the Engineer. After review and acceptance of the estimate by the Engineer, the City shall issue a partial payment. Workforce Profiles shall be approved prior to the first partial payment.

The quantities included shall be computed to reflect the approximate amount of work completed, or substantially completed under each of the pertinent contract items to the date of the estimate less, in each case, an allowance adequate to cover contingencies and costs still to be incurred incident to finishing, maintaining, repairing and restoring of the work, and to cover possible variations between the contract and final quantities in instances where contract quantities are used as a basis for the estimate.

The Engineer may, upon presentation by the Contractor of receipted bills, freight bills or other satisfactory evidence of payment, include in the estimate prepared for partial payment the value of nonperishable materials which are to form a part of the completed work, produced or purchased, and delivered and stored in the vicinity of the work at such location where they will be available for ready incorporation into the work. The amounts paid for such materials shall go to reduce the amount of other partial or final payments due to the Contractor for the work performed as the materials are incorporated into the completed work.

The payment of any current estimate prior to final acceptance of the work by the City shall in no way constitute acceptance of the work, nor in any way prejudice or affect the obligation of the Contractor, to repair, restore, correct, renew or replace any defects or imperfections in the construction or in the strength or quality of the materials used in or about the construction of the work under contract and its appurtenances, or any damage due or attributable to such defects, which defects, imperfections or damage shall have been discovered on or before the final inspection or acceptance of the work. The Engineer shall be the sole judge of such defects, imperfections or damage and the Contractor shall be liable to the City for failure to correct the same as provided herein.

- II. Prompt Payment to Subcontractors. The Contractor is required pursuant to 49 CFR §26.29 and Wis. Stat. § 66.0135 to pay all Subcontractors for all work that the Subcontractor has satisfactorily completed, no later than seven (7) days from the receipt of each payment that the City makes to the Contractor under sub. I above. Contractor must pay subcontractors in full and may not withhold any amount in retainage. Any delay in or postponement of payment to the Subcontractor requires good cause and prior written approval of the Engineer. Failure to comply with this prompt payment requirement is a breach of contract, which may result in the City withholding payment under sub. I



above or pursuing any remedies permitted under law, including, but not limited to, Contractor Debarment. In addition, Contractor's failure to promptly pay its Subcontractors is subject to the provisions of Wis. Stat. §66.0135(3).

**ADDITIONAL SPECIAL PROVISIONS APPLICABLE TO THIS CONTRACT ARE INCLUDED AS APPENDIX C**

## SECTION D: DISADVANTAGED BUSINESS ENTERPRISE

### Instructions to Bidders City of Madison DBE Program Information

#### 2. Disadvantaged Business Enterprise (DBE) Program

Any questions about the DBE Program provisions of this project, including filling out the Special Prequalification Report, should be directed to Tracy Lomax, Interim Affirmative Action Division Manager, City Civil Rights Department, at 608-266-6510, e-mail [tlomax@cityofmadison.com](mailto:tlomax@cityofmadison.com).

A copy of the complete City of Madison Disadvantaged Business Enterprise (DBE) Program and/or DBE Directory may be obtained by calling the City Civil Rights Department at 608-267-8759 or online at: <http://wisconsindot.gov/Pages/doing-bus/civil-rights/dbe/certified-firms.aspx>.

#### 2.1 Prequalification Requirements

##### A. Purpose

It is the policy of the U. S. Department of Transportation/Federal Transit Administration (USDOT/FTA) that disadvantaged business enterprises (DBE) as defined in 49 CFR Part 26 shall have the maximum feasible opportunity to participate in the performance of contracts financed in whole or in part with Federal funds. Consequently, the DBE requirements of 49 CFR Part 26 applies to this contract.

##### B. DBE Obligation

The Contractor agrees to ensure that DBEs as defined in 49 CFR Part 26 have the maximum feasible opportunity to participate in the performance of contracts and subcontracts financed under this project. In this regard, all bidders shall take all necessary and reasonable steps in accordance with 49 CFR Part 26 to insure that DBEs have the maximum feasible opportunity to compete for and perform contracts. The Contractor or subcontractor shall not discriminate on the basis of race, color, national origin, or sex in the award and performance of USDOT/FTA-assigned contracts.

##### C. DBE Utilization Goal

**For this contract Madison Metro has assigned a DBE goal of fourteen percent (14%). (City to fill in appropriate percentage based on project type).**

Each bidder shall meet or show adequate good faith efforts to meet the DBE project goal. DBE firms may participate as subcontractors, suppliers or in joint ventures. **The bidder shall meet or exceed or demonstrate that it could not meet the goal despite its best efforts or the bid will be considered non-responsive.**

##### D. DBE Certification

In order to be considered a DBE firm, the firm must be certified by the Wisconsin Unified Certification Program at the time of bid submittal. The DBE Directory is available at the following link:

<http://wisconsindot.gov/Pages/doing-bus/civil-rights/dbe/certified-firms.aspx>

#### E. Definitions And Certification Requirements

For the purposes of this program, a Disadvantaged Business Enterprise (DBE) is a small business concern:

Which is at least fifty-one (51) percent owned by one or more socially and economically disadvantaged individuals, or, in the case of any publicly owned business, at least fifty-one (51) percent of the stock of which is owned by one or more socially and economically disadvantaged individuals; and

Whose management and daily business operations are controlled by one or more of the socially and economically disadvantaged individuals who own it.

The Contract Compliance Officer has a list of DBE firms who are certified as meeting these definitions.

#### F. Good Faith Efforts/Waiver Of DBE Goal

If a bidder finds it impossible to fully meet the DBE goal of a contract, the bid shall include a signed petition on the bidder's letterhead, for grant of relief from the DBE goal requirements, **accompanied by documentation demonstrating that all reasonable good faith efforts were made toward fulfilling the goal. See Appendix D.5 which must be completed for all Good Faith Efforts Waiver Requests.**

To demonstrate sufficient reasonable efforts to meet the DBE contract goal, a bidder shall document as stated in Appendix D.5 the steps it has taken to obtain DBE participation, including but not limited to the following:

1. Obtaining information about DBEs in specific subcontracting areas by:
  - a. Developing and maintaining the Contractor's own file of certified DBEs;
  - b. Consulting the list of certified DBEs from the Wisconsin Unified Certification Program Directory.
  - c. If necessary, assisting an uncertified firm to obtain certification by the City of Madison Department of Civil Rights. The Civil Rights Department will provide the necessary forms at the bidder's request.
2. Contacting DBEs sufficiently in advance of the bid deadline so that they can prepare a bid and engage in negotiations:
  - a. Advertising in general circulation media, trade association publications, and minority-focus media for at least twenty (20) calendar days before bids are due. If twenty (20) days are not available, publication for a shorter reasonable time is acceptable, and
  - b. Written notification to DBEs that their interest in the contract is solicited.
3. Selecting portions of the work, to be performed by DBEs to increase the likelihood of achieving the DBE project goal.
4. Negotiating directly with DBEs, including DBEs who contact the bidder to volunteer a quote for participating as a subcontractor/subconsultant.
5. Outlining efforts to negotiate with DBEs for specific sub-bids including at a minimum the names, addresses, and telephone numbers of DBEs that were contracted; a description of the information provided to DBEs regarding the plans and specifications for portions of the work to be performed; and a statement of why additional agreements with DBEs were not reached:
  - a. If the DBE is unavailable, a detailed statement from the bidder of the reasons for that conclusion;
  - b. If the bidder considers the DBE to be unqualified, a detailed statement of the reasons for that conclusion;
  - c. If the DBE refused to or was unable to offer a price which the bidder could reasonably agree to pay, a detailed statement of the reasons for that decision; and
  - d. Any other reasons why agreements with DBEs could not be reached.
6. Efforts made to assist the DBEs contacted with needed assistance in obtaining bonding or insurance required by the bidder or the City.
7. Attendance at the pre-bid conference is not mandatory, but it is recommended.

Bidders that fail to meet DBE goals and fail to demonstrate sufficient reasonable efforts shall not be eligible to be awarded the contract.

A bidder will not be considered to have made a good faith effort to meet the DBE project goal if he or she rejects the bid of an otherwise qualified and competent DBE on the basis of price alone, unless it is shown that no reasonable price can be obtained from a DBE. A DBE's bid for the subcontract will be presumed to be unreasonable if the DBE's price exceeds the average price quoted by more than five (5) percent.

8. If a bidder's Good Faith Efforts Waiver is denied by the Department of Civil Rights, the bidder may exercise its appeal rights and submit a written request to the Department of Civil Rights for a reconsideration hearing as provided in Appendix D.6.

#### G. Counting DBE Participation

A bidder may count towards his or her attainment of the DBE goal only those expenditures to DBEs that perform a commercially useful function. For purposes of evaluating a bidder's responsiveness to the attainment of the DBE goal, the contract participation by a DBE is based on the percentage of the total base bid proposed by the Contractor. The total base bid price is inclusive of all amendments, modifications and change orders.

Work performed by a DBE firm in a particular transaction can be counted toward the goal only if it involves a commercially useful function. As provided in Section 26.55(c)(1) a DBE performs a commercially useful function if the DBE firm in accordance with industry practices performs a useful role in the transaction. Under Section 26.55(c)(2) a DBE does not perform a commercially useful function if its role is limited to that of an extra participant in a transaction, contract, or project to enable a prime contractor to pass through funds in order to obtain the appearance of DBE participation. If, in Metro's judgment, the firm does not perform a commercially useful function in the transaction, no credit towards goals may be awarded, and the firm's participation cannot be counted towards the attainment of the DBE Goal.

It should be noted that the question of whether a firm is performing a commercially useful function is completely separate from the question of whether the firm is an eligible DBE. A firm is eligible if it meets the definitional criteria and ownership and control requirements, as set forth in the City of Madison's DBE Program.

The City of Madison (Metro Transit) will determine whether or not a firm is performing a commercially useful function on a project. If the commercially useful function is that of a dealer, then the City of Madison (Metro Transit), in accordance with Section 26.55(e)(2)(i) may count 60% of the value of the product supplied towards the DBE goal.

As provided in Section 26.55(e)(2)(ii) a regular dealer must be engaged in selling the product in question to the public and must be in regular trade with a variety of customers. This is an important distinguishing characteristic which defines whether or not a firm is acting as a regular dealer. If a firm performs supplier-like functions on an ad-hoc basis or for only one or two contractors with whom it has a special relationship, the firm will not be performing commercially useful function since it is not considered a regular dealer.

Section 26.55(e)(2)(ii)(A) allows a supplier of bulk goods to qualify as a regular dealer without owning, operating or maintaining a place of business if the supplier both owns and operates distribution equipment for the products. With respect to the distribution equipment; e.g., a fleet of trucks, the term "and operates" is intended to cover a situation in which the supplier leases the equipment on a regular basis for its entire business through a long-term lease agreement and not on an ad-hoc basis by simply providing drivers for trucks owned or leased by another party; e.g., a prime contractor, or leases such a party's trucks on an ad-hoc basis for a specific job.

If the commercially useful function being performed is not that of a regular dealer, but rather that of delivery of products, for example, a business that simply transfers title of a product from manufacturer to ultimate purchaser; e.g., a sales representative who re-invoices a steel product from the steel company to the City of Madison (Metro Transit), or a firm that puts a product into a container for delivery, or a firm that expedites transactions would not be considered a regular dealer under provisions of Section 26.55(e)(2)(ii)(C).

Section 26.55(e)(3) concerns the use of services that help the City of Madison (Metro Transit) obtain needed supplies, personnel, materials or equipment to perform a portion of the contract. If a DBE is acting as a broker or manufacturer's representative in the procurement of supplies, facilities, or materials, etc., only the fee received by the service provider could be counted toward goals. For example, use of a minority sales representative or distributor for a steel company, if performing a commercially useful function at all, would entitle the City of Madison (Metro Transit) receiving the steel to count only the fee paid to the representative or distributor toward the goal.

A similar provision contained in Section 26.55(a)(2) would also govern fees for professional, technical, managerial and other services obtained expressly and solely to perform work relating to a specific contract or program function such as procurement of personnel. The counting rules of 49 CFR Part 26.55(a)(2) would apply and only the commission will be counted towards the DBE goal.

Section 26.55(a)(2) requires the application of the same principle to bonding and insurance matters. Contractors often are required to obtain bonding and insurance concerning their work in USDOT-assisted contracts. When a contractor obtains a bond or an insurance policy from a DBE agent, the amount allowable toward goals is not any portion of the face value of the policy or bond or the total premium, but rather the fee received by the agent for selling the bond or insurance policy.

Section 26.55(d) concerns credit for participation by trucking firms and management of transportation services. If a DBE trucking company picks up a product from a manufacturer or regular dealer and delivers the product to the City of Madison (Metro Transit), the commercially useful function it is performing is not that of a supplier, but simply that of a transporter of goods. Unless the trucking company is itself the manufacturer or a regular dealer in the product, credit cannot be given based on a percentage of the cost of the product. Rather, credit would be allowed for the cost of the transportation service.

The City is aware that the rule's language does not explicitly mention every kind of business that works in USDOT/FTA financially assisted programs. In administering 49 CFR Part 26, the City will, on a case-by-case basis, determine the appropriate regulatory provision to apply in a particular situation.

#### H. The Special Prequalification Report

The Special Prequalification Report is located in Appendix D and consists of the following:

- D.1 Cover page
- D.2 DBE Utilization Report (Please prepare one report for each DBE utilized)
- D.3 Letter of intent to subcontract with a DBE
- D.4 Certification of lower tier participants.
- D.5 Good Faith Efforts Waiver Request
- D.6 Good Faith Efforts Denial Reconsideration Request

#### Information to be provided in Appendix D.

- D.1 Cover Page the Bidder should affirm whether or not the assigned DBE Goal will be met.
- D.2 DBE Utilization Report the bidder should list **for each DBE firm**, the information provided to the DBE, the type of work, and the percentage of the bid that will be performed by the DBE.
- D.3. Letter of Intent to Subcontract with a DBE. This form should contain information on the value of the work to be performed by each DBE.
- D.4. Certification of lower tier participants. Complete this form if using lower tier Participants.
- D.5. Good Faith Efforts Waiver. Complete this form to request a good faith efforts waiver request if (1) you have partially met the goal or (2) if you have not met the goal. At a minimum the bidder should include the following as provided in Appendix D.5.:
  - 1. A description of the information provided to each DBE regarding the plans and specifications for portions of the work to be performed;
  - 2. If the DBE is unavailable, a detailed statement from the bidder for the reasons for that conclusion;

3. If the bidder considers the DBE to be unqualified, a detailed statement of the reasons for that conclusion;
4. If the DBE refused to or was unable to offer a price which the bidder could reasonably agree to pay, a statement of reasons for that decision. Be specific.
5. Any other reasons why agreements with DBEs could not be reached; and
6. Other good faith efforts.

D.6 Appeal Procedure for denial of Good Faith Efforts Waiver.

In accordance with Section 26.53 (f) a Bidder whose request for a Good Faiths Efforts Waiver is denied may appeal the City's decision to the Department of Civil Rights, Affirmative Action Division Manager, Madison City County Building, Room 523, Madison, WI 53701. All appeals shall be filed, in writing, during normal working hours. See Appendix D.6.

I. DBE Award Notification

Whenever a prime Contractor is awarded a contract by the City of Madison (Metro Transit), the DBE subcontractor will be notified in writing by the DBE Liaison Officer that a contract has been awarded in which they were identified as a DBE subcontractor. A copy of the Letter of Notification will also be sent to the prime Contractor and the Transit General Manager.

**2.2 Requirements of a Successful Bidder**

A. DBE Substitutions

Arbitrary changes by the Contractor of DBEs identified in his or her bid is strictly prohibited. Further, without prior approval by the DBE Liaison Officer, the Contractor may not terminate a subcontract agreement, reduce the scope of work nor decrease the proposed price to the DBE.

In instances where the Contractor finds it necessary to request substitution of a DBE for reasons such as default on the part of the DBE or poor work performance, the Contractor shall submit, in writing, to the DBE Liaison Officer, the reasons justifying release of prior approved DBEs and receive approval from the City of such change prior to subcontracting with another certified DBE.

The Contractor's notification shall, follow prior notice to the DBE proposed for termination (with a copy to the DBE Liaison Officer) including the specific reasons for the proposed substitution and in accordance with 49 CFR § 26.53(f). Stated reasons which would be acceptable include any of the following examples:

1. A previously committed DBE was found not to be able to perform;
2. A committed DBE was found not to be able to produce acceptable work;
3. A committed DBE was later discovered not to be bona fide; and
4. A DBE previously committed to a given price later demands an unreasonable escalation of price.

The Contractor's position in these cases shall be fully explained and supported with adequate documentation. Stated reasons which will not be acceptable include:

1. A replacement firm has been recruited to perform the same work under terms more advantageous to the Contractor;
2. Issues about performance by the committed DBE were disputed (unless every reasonable effort has already been taken to have the issues resolved or mediated satisfactorily); and
3. DBE has requested reasonable price escalation which may be justified due to unforeseen circumstances; i.e., change in scope of DBE's work.

The Contractor's notification should include the name, address, and principal official of any proposed substitute DBE and the dollar value and scope of work of the proposed subcontractor. The same DBE affidavits, documents, and Letter of Intent which are required of bidders should be attached.

The DBE Liaison Officer will evaluate the submitted documentation and respond within fifteen (15) working days to the request for approval of a substitution. The response may be in the form of requesting more

information, or requesting an interview to clarify or mediate the problem. The response may also be in the form of a rejection of the proposed DBE substitution with the reasons therefore included in the City's response. In the case of an expressed emergency need to receive the necessary decision for the sake of job progress, the City will instead respond as soon as practicable.

Actual substitution of a DBE to fulfill contract requirements should not be made prior to City approval. Once notified of City approval, the substitute DBE subcontract shall be executed within five (5) working days, and a copy of the DBE subcontract, with signatures of both parties to the agreement, should be submitted to the DBE Liaison Officer.

The City will not approve extra payment for escalated costs incurred by the Contractor when a substitution of subcontractors becomes necessary in order to comply with DBE contract requirements.

In the case where an enterprise under contract was previously considered to be a DBE but is later found not to be, or whose work is found not to be creditable toward the DBE goals fully as planned, the City will consider the following criteria in evaluating a waiver request:

1. Whether the Contractor was reasonable in believing the enterprise was a DBE or that eligibility or "counting" standards were not being violated, and
2. The adequacy of unsuccessful efforts taken to obtain a substitute DBE.

B. Contract Monitoring

To ensure DBE compliance on all contracts regardless of dollar amount, the DBE Liaison Officer will contact the Contractor and the DBE subcontractor when the project reaches the 50% mark of completion. The Contractor will receive a request for status of DBE subcontractor payment. The request will identify the names of DBEs proposed by the Contractor, the proposed goods or services the DBE subcontractor was to provide and the proposed subcontracted DBE dollar amount. The Contractor will be requested to supply, within ten (10) working days, proof of payment for each of the DBEs listed in order to verify the year-to-day DBE participation.

The DBE subcontractor will be requested to provide an affidavit for DBE subcontractor participation/payment attesting to the work performed and the amount paid to date to the subcontractor.

C. Non-Compliance And Liquidated Damages

The City shall have the discretion to apply suitable sanctions to the Contractor if the Contractor is found to be in non-compliance with the DBE requirements. Failure to comply with the DBE terms of a contract or failure to use DBEs as stated in the Contractor's bid constitutes a material breach of this contract, and may lead to the suspension or termination of this contract in whole or in part; furthermore, continued eligibility to enter into future contracting arrangements with the City of Madison (Metro Transit) may be jeopardized as a result of non-compliance. In some cases, monthly progress payments may be withheld until corrective action is taken.

Therefore, in such cases of non-compliance, the City will deduct as liquidated damages cumulative amounts computed as follows: for each one (1) percent (or fraction thereof) of shortfall toward the DBE goal, one (1) percent of the base bid for this contract shall be surrendered by the Contractor to the City in payment as liquidated damages, if such damages are assessed.

When work is completed, in the event that the City has determined that the Contractor was not in compliance in the fulfillment of the required DBE goals, and a grant of relief of the requirements was not obtained, the City will thereby be damaged in the failure to provide the benefit of participation to DBEs to the degree set forth in the contract.

D. Opportunities For The Use Of Banks Owned & Controlled By DBEs

The City of Madison encourages its prime contractors to use banks owned and controlled by minorities and women in Wisconsin whenever feasible.





Department of Public Works  
**Engineering Division**

James M. Wolfe, P.E., City Engineer

City-County Building, Room 115  
210 Martin Luther King, Jr. Boulevard  
Madison, Wisconsin 53703  
Phone: (608) 266-4751  
Fax: (608) 264-9275  
[engineering@cityofmadison.com](mailto:engineering@cityofmadison.com)  
[www.cityofmadison.com/engineering](http://www.cityofmadison.com/engineering)

**Assistant City Engineer**  
Bryan Cooper, AIA  
Gregory T. Fries, P.E.  
Chris Petykowski, P.E.

**Deputy Division Manager**  
Kathleen M. Cryan

**Principal Engineer 2**  
John S. Fahrney, P.E.  
Janet Schmidt, P.E.

**Principal Engineer 1**  
Christina M. Bachmann, P.E.  
Mark D. Moder, P.E.

**Financial Manager**  
Steven B. Danner-Rivers

October 31, 2022

NOTICE OF ADDENDUM  
ADDENDUM NO. 1  
CONTRACT NO. 8716

EAST-WEST BUS RAPID TRANSIT

The City of Madison has scheduled a pre bid meeting for all interested bidders of the bus rapid transit project November 7, 2:30 pm Central time. Participation is not mandatory, but is encouraged. The City will have information about the project and take questions. The meeting will be virtual using Zoom. Preregistration is not required, participants can join using the link below.

<https://cityofmadison.zoom.us/j/85680233329?pwd=K0NBSjcwWmFWeEVoWE1hOHVhd3Vxdz09>

Meeting ID: 856 8023 3329


Passcode: 433594

Please acknowledge this addendum on page E1 of the contract documents and/or in Section E: Bidder's Acknowledgement on Bid Express.

Electronic version of these documents can be found on the Bid Express web site at:

<http://www.bidexpress.com>

Sincerely,

  
for  
James M. Wolfe, P.E., City Engineer



Department of Public Works

## Engineering Division

James M. Wolfe, P.E., City Engineer

City-County Building, Room 115  
210 Martin Luther King, Jr. Boulevard  
Madison, Wisconsin 53703  
Phone: (608) 266-4751  
Fax: (608) 264-9275  
[engineering@cityofmadison.com](mailto:engineering@cityofmadison.com)  
[www.cityofmadison.com/engineering](http://www.cityofmadison.com/engineering)

---

**Assistant City Engineer**

Bryan Cooper, AIA  
Gregory T. Fries, P.E.  
Chris Petykowski, P.E.

**Deputy Division Manager**

Kathleen M. Cryan

**Principal Engineer 2**

John S. Fahrney, P.E.  
Janet Schmidt, P.E.

**Principal Engineer 1**

Christina M. Bachmann, P.E.  
Mark D. Moder, P.E.

**Financial Manager**

Steven B. Danner-Rivers

November 17, 2022

NOTICE OF ADDENDUM  
ADDENDUM NO. 2  
CONTRACT NO. 8716

EAST-WEST BUS RAPID TRANSIT

**For Informational Purposes Only:**

Please see attached document with general questions/answers and clarifications. An additional addendum will be forthcoming to address modification to the plans and specifications.

Please acknowledge this addendum on page E1 of the contract documents and/or in Section E: Bidder's Acknowledgement on Bid Express.

Electronic version of these documents can be found on the Bid Express web site at:

<http://www.bidexpress.com>

Sincerely,

---

James M. Wolfe, P.E., City Engineer

East-West Bus Rapid Transit  
Contract # 8716

Addendum 2: Requests for Information

**Q: On page 22 in the specification, in section 3-4 it states that: "the contractor shall coordinate with suppliers who will install items listed to be installed by others. This includes but is not limited to, ticket vending machines, Real-time signs with ADA button, public address system, transit map sign, cameras, Transit Signal Priority and vehicle chargers. Contact information will be provided by the engineer upon request by the contractor when suppliers are identified for the by others items." Can you verify that these vendors are both supplying and installing all material for these items and that the contractor will not need to supply any anchor bolts or other materials to facilitate the installation of this equipment?**

A: "By others" will furnish and install the devices, anchor bolts, and data/comm wiring. "By others" will also make the final connection of the power wire. This contract includes the installation of the conduit and power wiring to these devices as shown in the electrical drawings, the leveling pad for the ticket vending machine, and the foundation for the chargers. This contract includes the cross beam that the real-time signs are to be attached to and the cutouts in the ceiling for items like the security cameras with the locations identified in the architectural drawings. This contract includes pulling data/comm wiring for the real-time signs, speakers, and cameras.

**Q: Are the speakers supplied and installed by "others" as well?**

A: Yes. Data/comm wiring to be provided "by others," wiring to be pulled by the BRT contractor, and final connection will be "by others".

**Q: This project has a DBE goal of 14%, does a subcontractor that is a certified MBE in the City of Madison count towards the 14% DBE goal?**

A: No, not to satisfy the goal on the front end. We will determine eligibility for award based on a bidder's DBE utilization and good faith efforts to use DBEs. Any non-DBE subs (including MBE) that apply and become certified while the project is ongoing will only count toward the overall DBE achievement for the project, but will not count in the initial determination of eligibility for award.

**Q: Can the structural design [of the shelters] be modified to [construct and install the shelter in two halves]? We would provide stamped structural shop drawings.**

A: The structural design can be modified to allow prefabrication if the stamped structural shop drawings are approved, however additional structural columns are not permitted.

**Q: It appears that the [shelter] structural HSS 12x6 tube steel beam that wraps the perimeter is the "exposed" final visible element. Per the structural drawings, there will be a visible splice at the center of the structures. The renderings do not show a splice. Can you please clarify that the splice is acceptable? If not acceptable visually, can the splice be "treated" with a fascia covering or is the intent to have a continuous 60'+ member with no visible splice?**

A: The splice is acceptable and shall be filled with ½" foam backer rod and polyurethane sealant matching the color of the steel beam.

**Q: Can the skylights be split and moved slightly apart (4-6" separation) to accommodate proposed structural modifications [of splitting the shelter into two halves]?**

A: Please provide additional detail on the connection of the split skylight concept.

**Q: The Madison BRT has bid items for cold weather protection of concrete that are for protecting concrete after it has been placed to prevent damage to the concrete due to cold temperatures. How does the owner want to account for utilizing preventative measures (i.e. ground heaters, blanketing of open excavations to prevent frost) in pre-pour situations to enable concrete to be poured in cold weather situations?**

A: Addendum will be added to the special provisions indicating that any preventative measures necessary to meet the requirements of specifications will be considered incidental to those items of work

**Q: Under the payment section for the platform shelters it states that "Payment is full compensation for all materials, labor and incidentals for constructing the shelter, including canopy, heaters, lean rails, benches, crescent wall, planter, platform sign, trash cans, light fixtures, stair, and bird control devices in accordance with the drawings and as set forth in these specifications." What is the "stair" portion that is referenced?**

A: Remove "stair." The work to construct a stair at the back of the platform at select curbside locations is to be paid for as part of the Reinforced Concrete Platform as the stair is part of the platform essentially a cutout of the platform.

**Q: On all the platform standard details it calls out a 1/4" x 5 1/4" stainless steel flat bar plate. The spec does not call how this gets paid on. Is this incidental to the construction and payment under the platform items?**

A: Payment under the platform items (Article 11-5).

**Q: Will sheet G-OWG be reissued with all of the existing contours? The current plan sheet only shows the existing contours outside of the slope-intercept and we do not see existing contours for this area on any other plan sheets.**

A: Yes – will provide.

**Q: I see 8" SCH40 pipe called out in the storm pipe table but I don't know where this would fit under the bid form items. I see 8-inch PVC but the appendix says that that is all to be SDR35 or SDR26. Where is this schedule 40 pipe meant to be placed in regards to the bid form?**

A: Remove the schedule 40 note in the storm sewer schedule. Will provide updated sheet.

**Q: [Is it possible to] allow [shelter] suppliers and installers that are not AISC qualified but have 5 years of documented experience on equivalent projects to bid on this project?**

A: The AISC qualification requirements found in SECTION 051200 – STRUCTURAL STEEL FRAMING 1.6 QUALITY ASSURANCE and in SECTION 051213 - ARCHITECTURALLY EXPOSED STRUCTURAL STEEL FRAMING 1.7 QUALITY ASSURANCE is waived for suppliers and installers that have 5 years of documented experience on equivalent projects.



Department of Public Works  
**Engineering Division**

Jim Wolfe, City Engineer

City-County Building, Room 115  
210 Martin Luther King, Jr. Boulevard  
Madison, Wisconsin 53703  
Phone: (608) 266-4751  
Fax: (608) 264-9275  
[engineering@cityofmadison.com](mailto:engineering@cityofmadison.com)  
[www.cityofmadison.com/engineering](http://www.cityofmadison.com/engineering)

**Deputy City Engineer**

Gregory T. Fries, P.E.

**Principal Architect 2**

Bryan Cooper, AIA

**Principal Engineer 2**

John S. Fahrney, P.E.

Chris Petykowski, P.E.

Janet Schmidt, P.E.

**Principal Engineer 1**

Christina M. Bachmann, P.E.

Mark D. Moder, P.E.

James M. Wolfe, P.E.

**Financial Manager**

Steven B. Danner-Rivers

November 18, 2022

NOTICE OF ADDENDUM  
ADDENDUM NO. 3  
CONTRACT NO. 8716

EAST-WEST BUS RAPID TRANSIT IMPROVEMENT

Revise and amend the contract document(s) for the above project as stated in this addendum, otherwise, the original document shall remain in effect.

Summary of modifications includes:

- Hanson Road electric building and charger foundation removed from project
- Detail adjustments (stair adjustments, curb ramp modifications, etc.)
- Enhanced information per contractor requests

**SPECIFICATIONS:**

**REVISE: ARTICLE 2-1**      PROSECUTION AND PROGRESS, PARAGRAPH 1 AS FOLLOWS

Begin work within ten calendar days after Metro Transit issues a written notice to proceed. The notice to proceed is not expected prior to March 1, 2023. A limited notice to proceed for pre-construction including shelter and civil work shop drawings and Hanson Road test platform is not expected before January 30, 2023.

**REVISE: ARTICLE 11-11**      CONCRETE SLOPED WALKWAY, ITEM SPV.0165.401, SECTION B AND SECTION C AS FOLLOWS

**B Materials**

Conform bar steel reinforcement to the requirements of standard spec 505.

**C Construction**

Prepare foundation, install forms, set reinforcement, place concrete, construct joints, finish concrete, and cure concrete in compliance with standard spec 602.3.

**REVISE: ARTICLE 9-2**      GENERAL REQUIREMENTS FOR PAVEMENTS, AS FOLLOWS

*Add:*

Any preventative measures, including measures taken to perform work in cold weather conditions, necessary to meet the requirements of specifications will be considered incidental to those items of work.

**REVISE: ARTICLE 11-5**      REINFORCED CONCRETE PLATFORM TYPE A1, ITEM SPV.0060.401; REINFORCED CONCRETE PLATFORM TYPE A2, ITEM SPV.0060.402;

REINFORCED CONCRETE PLATFORM TYPE A3, ITEM SPV.0060.403; REINFORCED CONCRETE PLATFORM TYPE A4, ITEM SPV.0060.404; REINFORCED CONCRETE PLATFORM TYPE A5, ITEM SPV.0060.405; REINFORCED CONCRETE PLATFORM TYPE A6, ITEM SPV.0060.406; REINFORCED CONCRETE PLATFORM TYPE A7, ITEM SPV.0060.407; REINFORCED CONCRETE PLATFORM TYPE B1, ITEM SPV.0060.409; REINFORCED CONCRETE PLATFORM TYPE B2, ITEM SPV.0060.410; REINFORCED CONCRETE PLATFORM TYPE C, ITEM SPV.0060.413; REINFORCED CONCRETE PLATFORM WITHOUT A CANOPY, ITEM SPV.0060.448.

*Add:*

Payment is full compensation for furnishing and installing the stainless steel flat bar plate as indicated in the plans.

**REVISE:** ARTICLE 11-6 PLATFORM SHELTER TYPE A1, ITEM SPV.0060.417; PLATFORM SHELTER TYPE A2, ITEM SPV.0060.418; PLATFORM SHELTER TYPE A3, ITEM SPV.0060.419; PLATFORM SHELTER TYPE A4, ITEM SPV.0060.420; PLATFORM SHELTER TYPE A5, ITEM SPV.0060.421; PLATFORM SHELTER TYPE A6, ITEM SPV.0060.422; PLATFORM SHELTER TYPE A7, ITEM SPV.0060.423; PLATFORM SHELTER TYPE B1, ITEM SPV.0060.425; PLATFORM SHELTER TYPE B2, ITEM SPV.0060.426; PLATFORM SHELTER TYPE C, ITEM SPV.0060.429.  
SECTION E AS FOLLOWS

*Delete:*

“stair.”

*Add:*

Low-voltage communication/data cables for fare vending machine, security cameras, speakers, real time signs and push button provided by others and installed as part of this Platform Shelter bid item. Final connection (electrical termination) of low-voltage communication/data cables and power conductors/cables to these devices by others and not included in payment of the Platform Shelter bid items.

**REMOVE:** ARTICLE 12-2 HANSON ROAD ELECTRICAL BUILDING, ITEM SPV.0060.415.

**REVISE:** ARTICLE 12-3 OVERHEAD CHARGER FOUNDATION, ITEM SPV.0060.416.  
SECTION A AS FOLLOWS

*Delete:*

“3901 Hanson Road.”

**ADD:** ARTICLE 13-20 INLET PROTECTION TYPE D, ITEM 628.7020.

*Remove the following from FDM 10-10-27:*

Use WisDOT’s SDD 8E10 inlet protection.

*Replace with the following:*

Use City of Madison Standard Detail Drawing 1.11 and follow City of Madison Specification 210.1(f).

**REMOVE:** ARTICLE 15-5 HANSON TERMINAL SITE ELECTRICAL, ITEM SPV.0105.302.

**REVISE:** SECTION 051200 – STRUCTURAL STEEL FRAMING 1.6 QUALITY ASSURANCE AS FOLLOWS

*Add:*

D. The AISC qualification requirements is waived for suppliers and installers that have 5 years of documented experience on equivalent projects. Submit documented experience as an attachment to the bid if pursuing the waiver.

**REVISE: SECTION 051213 - ARCHITECTURALLY EXPOSED STRUCTURAL STEEL FRAMING 1.7  
QUALITY ASSURANCE AS FOLLOWS**

*Add:*

D. The AISC qualification requirements is waived for suppliers and installers that have 5 years of documented experience on equivalent projects. Submit documented experience as an attachment to the bid if pursuing the waiver.

**PLANS:**

**REMOVE AND INSERT REVISED PLAN SHEETS AS NOTED BELOW.**

**Plan Set 1**

SHEET G-2 (REV 11/08/2022): Modified to add Anderson Street bike path to HMA pavement structure table and modify Concrete Pavement Structure Table. General Notes clarifications.

SHEET O-4 (REV 11/07/2022): Modified to remove work now being done by Hanson Road Remodel Project.

SHEET O-5 (REV 11/07/2022): Modified to show updated cross slopes, longitudinal slopes, stair rise, and handrail information.

SHEET CD-10 (REV 11/14/2022): Modified to update language for broader application. Modified curb details.

SHEET CR8-E (REV 11/10/2022): Modified to show updated curb ramp, slopes and elevations based on new survey data.

SHEET CR17-E (REV 11/03/2022): Modified to show updated curb ramps, slopes and elevations.

SHEET CR18-E (REV 11/07/2022): Modified to show updated curb, gutter slopes and elevations.

SHEET CR19-E (REV 11/02/2022): Modified to show updated curb ramps, slopes and elevations.

**Plan Set 2**

SHEET G-0WC (REV 11/03/2022): Revised the water surface elevations for various storm events.

SHEET G-0WG (REV 11/16/2022): Showing all existing contours per contractor request.

SHEET P-13W (REV 11/03/2022): Added adjust storm sewer tap and concrete collar connections.

SHEET P-16W (REV 11/03/2022): Added concrete sidewalk 7-inch around overhead sign structure.

SHEET P-19W (REV 11/03/2022): Added adjust manhole callouts.

SHEET G21-W (REV 11/07/2022): Modified the grading to remove riser behind platform which eliminates the need for a handrail.

SHEET R5-E (REV 11/14/2022): Added sidewalk removal.

SHEET P5-E (REV 11/14/2022): Added sidewalk placement for Pedestrian Handrail placement.

SHEET G5-E (REV 11/14/2022): Added points for additional sidewalk.

SHEET P10-E (REV 11/14/2022): Added note to clarify extended pedestrian handrail and added concrete sloped walkway hatch to match the quantities.

SHEET R13-E (REV 11/11/2022): Updated removal limits based on new survey data and added station offset labels.

SHEET P12-E (REV 11/14/2022): Added note to clarify extended pedestrian handrail.

SHEET P13-E (REV 11/14/2022): Added note to clarify extended pedestrian handrail and added labels for curb type clarification and labels for newly added areas.

SHEET G13-E (REV 11/11/2022): Modified ramp slopes and added linework from updated curb ramp.

SHEET PD13-E (REV 11/11/2022): Added updated linework from updated curb ramp.

SHEET R19-E (REV 11/11/2022): Added station offset labels and updated path removal area.

SHEET P19-E (REV 11/11/2022): Added sidewalk labels and updated linework to reflect added path replacement.

SHEET G19-E (REV 11/11/2022): Modified point elevations and comments. Added new points for added path area.

SHEET P20-E (REV 11/07/2022): Added concrete pavement label for clarity.

SHEET R25-E (REV 11/02/2022): Modified removal area to incorporate updated work required for tie in.

SHEET R26-E (REV 11/02/2022): Modified removal area to incorporate updated work required for tie in.

SHEET R27-E (REV 11/03/2022): Modified removal area to incorporate updated work required for tie in.

SHEET P25-E (REV 11/02/2022): Modified HMA/concrete pavement area to show increased replacement required for tie in and added sidewalk label.

SHEET P26-E (REV 11/02/2022): Modified HMA/concrete pavement area to show increased replacement required for tie in.

SHEET P26A-E (REV 11/02/2022): Linework updated based on new limits.

SHEET P27-E (REV 11/03/2022): Modified HMA/concrete pavement area to show increased replacement required for tie in and added sidewalk and pavement labels.

SHEET G25-E (REV 11/02/2022): Modified point elevations and comments as well as added points for added pavement areas.

SHEET G26-E (REV 11/02/2022): Modified point elevations and comments as well as added points for added pavement areas.

SHEET G26A-E (REV 11/02/2022): Modified table to match updates on previous sheet.

SHEET G27-E (REV 11/03/2022): Modified point elevations and comments as well as added points for



added pavement areas.

SHEET P28-E (REV 11/03/2022): Modified to add sidewalk labels for added clarity.

SHEET P29-E (REV 11/03/2022): Added curb and gutter and grading area for tie in.

SHEET G29-E (REV 11/03/2022): Added slope labels for additional clarity.

SHEET P30-E (REV 11/07/2022): Added sidewalk labels for added clarity.

SHEET R34-E (REM 11/07/2022): Removed sheet because work is no longer applicable.

SHEET P34-E (REM 11/07/2022): Removed sheet because work is no longer applicable.

SHEET G34-E (REM 11/07/2022): Removed sheet because work is no longer applicable.

SHEET P-37E (REV 11/09/2022): Revised the top of casting elevations.

SHEET P-38E (REV 11/03/2022): Revised the top of casting elevations, edited/added storm tap and concrete collars connections at Site 12 – University Avenue at Midvale Boulevard .

SHEET P-39E (REV 11/03/2022): Revised top of casting elevations and grate type.

### **Plan Set 3**

SHEET SD-2 (REV 11/08/2022): Added in new detail for sawed in bicycle loop detection detail .

SHEET S-17A (REV 11/08/2022): Added in transit signal head on SB2 at the intersection of University Avenue & N Randall Street.

### **Plan Set 4**

SHEET E-1N (REM 11/07/2022): Removed sheet because work is no longer applicable.

SHEET E-1P (REV 11/07/2022): Modified to remove work now being done by Hanson Road Remodel Project.

SHEET E-1R (REV 11/07/2022): Modified to remove work now being done by Hanson Road Remodel Project.

SHEET E-37 (REM 11/07/2022): Removed sheet because work is no longer applicable.

### **Plan Set 10 - Shelters**

SHEET G001 (REV 11/02/2022): Updated architectural sheet index to include A130, A131, A132, and A409.

SHEET S-S301 (REV 11/07/2022): Updated detail 4 to include dowel between concrete sloped walkway and sidewalk or curb ramp.

SHEET A130 (NEW 11/02/2022): Inserted new sheet showing floor control joints Type A.

SHEET A131 (NEW 11/02/2022): Inserted new sheet showing floor control joints Type A.

SHEET A132 (NEW 11/02/2022): Inserted new sheet showing floor control joints Type B & C.

SHEET A200 (REV 11/07/2022): Updated image renderings.

SHEET A400 (REV 11/02/2022): Updated planter and ramp sections to match structural detail.

SHEET A408 (REV 11/02/2022): Removed Detail 2 from sheet and relocated on A409.

SHEET A409 (REV 11/02/2022): Inserted new sheet for guide strip detail and schedule.

SHEET A410 (NEW 11/02/2022): Renumbered sheet to include sheet A409 in proper sequence.

SHEET A415 (REV 11/02/2022): Updated drawing showing downspout nozzle in plan.

SHEET A416 (REV 11/02/2022): Updated drawing showing downspout nozzle in plan.

SHEET A417 (REV 11/02/2022): Updated drawing Detail 1 showing downspout nozzle tying into planter underdrain.

SHEET A420 (REV 11/02/2022): Removed stair schedule as this is shown on O-5 of Set 1.

SHEET A421 (REV 11-08-2022): Updated stair pour profile on Detail 2 to include boxout.

SHEET A423 (REV 11/02/2022): Added note to Crescent Wall Length schedule.

SHEET L201 (REV 11/07/2022): Revised section view of planter.

#### **Plan Set 10 – Comfort Stations**

SHEET G001 (REV 11/07/2022): Modified to remove work now being done by Hanson Road Remodel Project.

SHEET M001 (REV 11/07/2022): Modified to update graphics on the refrigerant piping connecting AC-1 and CU-1.

SHEET M002 (REV 11/07/2022): Modified to remove work now being done by Hanson Road Remodel Project.

SHEET E002 (NEW 11/07/2022): Inserted new sheet Sun Prairie Park and Ride – Electrical Power Plan.

SHEET P001 (REV 11/07/2022): Modified to remove work now being done by Hanson Road Remodel Project.

SHEET P002 (REV 11/07/2022): Modified to remove work now being done by Hanson Road Remodel Project.

SHEET P003 (REV 11/07/2022): Modified to remove work now being done by Hanson Road Remodel Project.

#### **Plan Set 11**

SHEET MQ-1 (REV 11/15/2022): Revised quantities.

SHEET MQ-2 (REV 11/07/2022): Revised quantities.

SHEET MQ-4 (REV 11/11/2022): Revised quantities.

SHEET MQ-8 (REV 11/11/2022): Revised quantities.

SHEET MQ-9 (REV 11/11/2022): Revised quantities.

SHEET MQ-14 (REV 11/11/2022): Revised quantities.

SHEET MQ-25 (REV 11/11/2022): Revised quantities.

SHEET MQ-26 (REV 11/11/2022): Revised quantities.

SHEET MQ-29 (REV 11/11/2022): Revised quantities.

SHEET MQ-33 (REV 11/11/2022): Revised quantities.

SHEET MQ-35 (REV 11/11/2022): Revised quantities.

SHEET MQ-36 (REV 11/11/2022): Revised quantities.

SHEET MQ-37 (REV 11/11/2022): Revised quantities.

SHEET MQ-3-E (REV 11/11/2022): Revised quantities.

SHEET MQ-5-E (REV 11/14/2022): Revised quantities.

SHEET MQ-9-E (REV 11/14/2022): Revised quantities.

SHEET MQ-11-E (REV 11/14/2022): Revised quantities.

SHEET MQ-15-E (REV 11/14/2022): Revised quantities.

SHEET MQ-16-E (REV 11/11/2022): Revised quantities.

SHEET MQ-17-E (REV 11/14/2022): Revised quantities.

SHEET MQ-19-E (REV 11/14/2022): Revised quantities.

SHEET MQ-21-E (REV 11/10/2022): Revised quantities.

SHEET MQ-22-E (REV 11/10/2022): Revised quantities.

SHEET MQ-23-E (REV 11/10/2022): Revised quantities.

SHEET MQ-24-E (REV 11/10/2022): Revised quantities.

SHEET MQ-25-E (REV 11/10/2022): Revised quantities.

SHEET MQ-41 (REV 11/07/2022): Revised quantities.

SHEET MQ-42 (REV 11/07/2022): Revised quantities.

SHEET MQ-43 (REV 11/07/2022): Revised quantities.

SHEET MQ-46 (NEW 11/08/2022): Inserted new sheet breakdown of Campus Drive earthwork provided.

SHEET MQ-44S (REM 11/7/2022): Split out quantities into two sheets. One MQ sheet for Johnson Street & Randall Ave and one for University & Randall Ave.

SHEET MQ-44AS (NEW 11/7/2022): Text changes for Signal Mounting Hardware and Removing Traffic Signals.

SHEET MQ-44AB (NEW 11/7/2022): Added in new transit signal head and backplate at University Avenue & Randall Avenue. Added in associated signal equipment and electrical wire for new transit signal head.

**PROPOSAL:**

Summary of changes to the bid items and quantities are summarized in the table below. Bidders shall reference the complete set of bid items found on Bid Express.

<b>ACTION</b>	<b>ITEM NO.</b>	<b>DESCRIPTION</b>	<b>UNITS</b>	<b>QUANTITY CHANGE</b>
INCREASE QUANTITY	204.0100	REMOVING CONCRETE PAVEMENT	SY	+60
DECREASE QUANTITY	204.0110	REMOVING ASPHALTIC SURFACE	SY	-1180
DECREASE QUANTITY	204.0115	REMOVING ASPHALTIC SURFACE BUTT JOINTS	SY	-91
INCREASE QUANTITY	204.0120	REMOVING ASPHALTIC SURFACE MILLING	SY	+269
INCREASE QUANTITY	204.0150	REMOVING CURB AND GUTTER	LF	+55
DECREASE QUANTITY	204.0155	REMOVING CONCRETE SIDEWALK	SY	-15
INCREASE QUANTITY	205.0100	EXCAVATION COMMON	CY	+36
DECREASE QUANTITY	305.0120	BASE AGGREGATE DENSE 1 1/4 -INCH	TON	-164
DECREASE QUANTITY	305.0130	BASE AGGREGATE 3-INCH	TON	-121
DECREASE QUANTITY	415.0100	CONCRETE PAVEMENT- 10-INCH	SY	-273
DECREASE QUANTITY	415.4100	CONCRETE PAVEMENT JOINT FILLING	SY	-246
INCREASE QUANTITY	416.0610	DRILLED TIE BARS	EACH	+149
INCREASE QUANTITY	416.0620	DRILLED DOWEL BARS	EACH	+17

<b>ACTION</b>	<b>ITEM NO.</b>	<b>DESCRIPTION</b>	<b>UNITS</b>	<b>QUANTITY CHANGE</b>
INCREASE QUANTITY	455.0605	TACK COAT	GAL	+12
INCREASE QUANTITY	460.2000	INCENTIVE DENSITY HMA PAVEMENT	DOL	+63
INCREASE QUANTITY	460.5224	HMA PAVEMENT 4LT 58-28 S	TON	+12
INCREASE QUANTITY	460.6223	HMA PAVEMENT 3MT 58-28 S	TON	+1
INCREASE QUANTITY	460.6224	HMA PAVEMENT 4MT 58-28 S	TON	+20
INCREASE QUANTITY	520.1018	APRON ENDWALL FOR CULVERT PIPE 18-INCH	EACH	+1
DECREASE QUANTITY	520.1024	APRON ENDWALL FOR CULVERT PIPE 24-INCH	EACH	-1
DECREASE QUANTITY	520.8000	CONCRETE COLLARS FOR PIPE	EACH	-1
INCREASE QUANTITY	601.0409	CONCRETE CURB & GUTTER 30-INCH TYPE A	LF	+42
DECREASE QUANTITY	601.0411	CONCRETE CURB & GUTTER 30-INCH TYPE D	LF	-213
DECREASE QUANTITY	602.0410	CONCRETE SIDEWALK 5-INCH	SF	-6950
INCREASE QUANTITY	602.0420	CONCRETE SIDEWALK 7-INCH	SF	+1100
INCREASE QUANTITY	602.0515	CURB RAMP DETECTABLE WARNING FIELD NATURAL PATINA	SF	+50
DECREASE QUANTITY	608.0312	STORM SEWER PIPE REINFORCED CONCRETE CLASS III 12-INCH	FEET	-8
DECREASE QUANTITY	611.0530	MANHOLE COVERS TYPE J	EACH	-7
INCREASE QUANTITY	611.0535	MANHOLE COVERS TYPE J-SPECIAL	EACH	+9
DECREASE QUANTITY	611.0624	INLET COVERS TYPE H	EACH	-15
ADDED ITEM	611.0633	INLET COVERS TYPE HM-GJ-S	EACH	+1
ADDED ITEM	611.0639	INLET COVERS TYPE H-S	EACH	+15
INCREASE QUANTITY	611.2004	MANHOLES 4-FT DIAMETER	EACH	+1
DECREASE QUANTITY	611.3230	INLETS 2X3-FT	EACH	-3

<b>ACTION</b>	<b>ITEM NO.</b>	<b>DESCRIPTION</b>	<b>UNITS</b>	<b>QUANTITY CHANGE</b>
ADDED ITEM	611.3901	INLETS MEDIAN 1 GRATE	EACH	+3
DECREASE QUANTITY	611.8110	ADJUSTING MANHOLE COVERS	EACH	-9
INCREASE QUANTITY	611.8115	ADJUSTING INLET COVERS	EACH	+2
DECREASE QUANTITY	624.0100	WATER	MGAL	-4.9
DECREASE QUANTITY	625.0105	TOPSOIL	SY	-16
INCREASE QUANTITY	628.2006	EROSION MAT URBAN CLASS I TYPE A	SY	+111
DECREASE QUANTITY	628.6505	SOIL STABILIZER TYPE A	ACRE	-0.02
INCREASE QUANTITY	629.0210	FERTILIZER TYPE B	CWT	+0.01
INCREASE QUANTITY	630.0500	SEED WATER	MGAL	+1.51
DECREASE QUANTITY	650.4000	CONSTRUCTION STAKING STORM SEWER	EACH	-1
INCREASE QUANTITY	650.7000	CONSTRUCTION STAKING CONCRETE PAVEMENT	LF	+10
INCREASE QUANTITY	655.0230	CABLE TRAFFIC SIGNAL 5-14 AWG	LF	+21
INCREASE QUANTITY	655.0260	CABLE TRAFFIC SIGNAL 12-14 AWG	LF	+100
DECREASE QUANTITY	690.0150	SAWING ASPHALT	LF	-82
INCREASE QUANTITY	690.0250	SAWING CONCRETE	LF	+194
DECREASE QUANTITY	715.0720	INCENTIVE COMPRESSIVE STRENGTH CONCRETE PAVEMENT	DOL	-100
INCREASE QUANTITY	SPV.0060.223	INSTALL TRAFFIC SIGNAL HEADS 12-INCH 3-SECTION TRANSIT	EACH	+1
INCREASE QUANTITY	SPV.0060.225	INSTALL BACKPLATES SIGNAL FACES 3-SECTION 12-INCH	EACH	+1
DECREASE QUANTITY	SPV.0060.415	HANSON ROAD ELECTRICAL BUILDING	LS	-1

ACTION	ITEM NO.	DESCRIPTION	UNITS	QUANTITY CHANGE
DECREASE QUANTITY	SPV.0060.416	OVERHEAD CHARGER FOUNDATION	EACH	-1
DECREASE QUANTITY	SPV.0060.601	SADDLED INLET TYPE I	EACH	-2
INCREASE QUANTITY	SPV.0060.602	INLETS 2X3-FT-SPECIAL	EACH	+2
INCREASE QUANTITY	SPV.0060.606	STORM SEWER TAP	EACH	+2
INCREASE QUANTITY	SPV.0085.501	SEEDING	LBS	+0.7
DECREASE QUANTITY	SPV.0090.401	PEDESTRIAN HANDRAIL	LF	-68
ADDED ITEM	SPV.0105.2003	INSTALL SIGNAL MOUNTING HARDWARE (UNIVERSITY)	LS	+1
DECREASE QUANTITY	SPV.0105.302	HANSON TERMINAL SITE ELECTRICAL	LS	-1
DECREASE QUANTITY	SPV.0165.401	CONCRETE SLOPED WALKWAY	SF	-90
DECREASE QUANTITY	SPV.0180.001	COLD WEATHER PROTECTION OF CONCRETE PAVEMENT	SY	-148


Please acknowledge this addendum on page E1 of the contract documents and/or in Section E: Bidder's Acknowledgement on Bid Express.

Electronic version of these documents can be found on the Bid Express web site at:

<http://www.bidexpress.com>

If you are unable to download plan revisions associated with the addendum, please contact the Engineering office at 608-266-4751 receive the material by another route.

Sincerely,




---

Jim Wolfe  
City Engineer

**GENERAL NOTES**

- ANY PAVEMENT MARKINGS THAT ARE REMOVED OR DAMAGED SHALL BE REPLACED BY THE DEVELOPER/CONTRACTOR AS DIRECTED BY CITY TRAFFIC ENGINEERING.
- THE LOCATION AND INFORMATION FOR PROPOSED NEW TREES, IN THE PUBLIC RIGHT OF WAY OR ON PUBLIC LANDS ARE APPROXIMATE AND ARE SHOWN FOR REFERENCE ONLY.
- THE CONTRACTOR SHALL CONTACT BRAD HOFMANN OF CITY FORESTRY AT LEAST ONE WEEK PRIOR TO PLANTING TO SCHEDULE MARKING THE PLANTING SITE, INSPECTING THE NURSERY STOCK, AND REVIEWING PLANTING SPECIFICATIONS WITH THE LANDSCAPER. CONTACT BRAD AT (608) 267-4908.
- NO TREES IN THE RIGHT OF WAY OR ON PUBLIC LANDS SHALL BE TRIMMED, PRUNED, REMOVED OR ADVERSELY AFFECTED IN ANY WAY UNTIL THE CONTRACTOR HAS RECEIVED WRITTEN PERMISSION FROM THE CITY ENGINEER OR CITY FORESTER. SAID WRITTEN PERMISSION SHALL INCLUDE LANGUAGE INDICATING THAT SECTION 10.101 OF THE MADISON GENERAL ORDINANCES AND ADMINISTRATIVE PROCEDURE MEMORANDUM NO. 6-2, REFERRING TO NOTIFICATION OF PROPERTY OCCUPANTS AND/OR OWNERS, HAS BEEN COMPLIED WITH.
- ALL GUTTERS SHALL DRAIN WITH A MINIMUM GRADE OF 0.4% TOWARD STORM SEWER INLETS UNLESS APPROVED BY THE ENGINEER.
- THE CROSS SLOPE OF SIDEWALKS AND BARRIER FREE SIDEWALK CURB RAMPS SHALL BE 1.5%. THE LONGITUDINAL GRADE OF BARRIER FREE SIDEWALK CURB RAMPS SHALL NOT EXCEED 8.33%. ALL SIDEWALK CURB RAMPS SHALL BE CONSTRUCTED ACCORDING TO CITY OF MADISON DRAWINGS 3.03, 3.13, 3.14 OR WISDOT SD-0800S. AT ALL OTHER LOCATIONS THE LONGITUDINAL GRADE OF SIDEWALKS SHALL NOT EXCEED 5.0% OR THE ADJACENT STREET GRADE WHICHEVER IS GREATER NOR BE LESS THAN 0.5% AND SHALL DRAIN TOWARD STORM SEWER INLETS. SIDE SLOPES WITHIN TEN FEET OF A PUBLIC SIDEWALK SHALL NOT EXCEED 4.00:1. ALL SIDEWALK AND SIDEWALK RAMP ELEVATIONS AND GRADES SHALL BE FIELD VERIFIED AND SET TO COMPLY WITH THE PUBLIC RIGHT OF WAY ACCESSIBILITY GUIDELINES (PROWAG) AND THE 2010 ADA STANDARDS FOR ACCESSIBLE DESIGN AT CURB RAMPS WHERE THE SLOPED CURB HEAD FOR A CONCRETE OR GRADED SIDE FLARE CONFLICTS WITH AN INLET, A CURB RETURN WITH 2 FEET RADIUS SHOULD BE USED. IF A 2 FEET RADIUS IS NOT FEASIBLE, A STRAIGHT CURB RETURN SHOULD BE USED.
- OBTAIN A DWG FILE OF THE ALIGNMENTS FROM THE CITY ENGINEER PRIOR TO STAKING THIS PROJECT.
- CURB AND GUTTER STATION AND OFFSETS SHALL BE TO THE GUTTER FLANGE UNLESS OTHERWISE INDICATED.
- SIGNAL AND LIGHTING POLES AND OTHER OBSTRUCTIONS SHALL BE MOVED TO PROVIDE 2 FEET MINIMUM OF CLEAR DISTANCE FROM ANY FACE OF CURB OR EDGE OF SIDEWALK UNLESS APPROVED BY THE ENGINEER.
- ANY INFORMATION SHOWN ON THIS PLAN, WHICH IS NOT PART OF THIS PROJECT, IS PRELIMINARY AND NOT FOR CONSTRUCTION INCLUDING OBJECTS IN DARK GRAY REPRESENTING PROPOSED WORK IN SEPARATE CONSTRUCTION PROJECTS.
- THERE MAY BE EXISTING UTILITIES OR OTHER FEATURES WHICH ARE EITHER NOT SHOWN OR SHOWN INCORRECTLY ON THIS PLAN. IT IS THE RESPONSIBILITY OF THE CONTRACTOR TO LOCATE AND IDENTIFY ALL UTILITIES AND TOPOGRAPHY WHICH MAY AFFECT THE CONSTRUCTION OF THESE IMPROVEMENTS.
- PAVEMENT SAWCUTS SHALL BE AS DIRECTED BY THE ENGINEER. SAWCUTS SHOWN ON THE PLAN ARE APPROXIMATE. ALL SAWCUTS TO OCCUR ALONG JOINT LINES UNLESS OTHERWISE DIRECTED BY THE ENGINEER.
- DAMAGE TO ANY EXISTING CURB, PAVEMENT, SIDEWALK, ETC. THAT IS TO REMAIN SHALL BE REPAIRED BY THE CONTRACTOR AS DIRECTED BY THE ENGINEER. REPAIR COST INCIDENTAL TO THE CONTRACT.
- CONTRACTOR SHALL AVOID SOIL DISTURBANCE AND VEGETATION REMOVAL AT THE JUNCTION ROAD WESTERN TERMINAL FROM OCTOBER 15 TO MARCH 15 TO MINIMIZE POTENTIAL IMPACTS TO THE RUSTY PATCHED BUMBLE BEE/YELLOW BUMBLE BEE.
- PROVIDE EROSION AND RUNOFF PROVISION MEASURES AS SHOWN IN THE PLANS AND AS DIRECTED BY THE FIELD ENGINEER, INCLUDING IN AREAS OF LAND DISTURBANCE NEAR THE VAHARA RIVER AND STARKWEATHER CREEK.
- THE BASE AGGREGATE DENSE (BAD) CALCULATIONS ARE BASED ON A UNIT WEIGHT OF 2.0 TONS/CY FOR 1 1/4-INCH BAD AND 2.2 TONS/CY FOR 3-INCH BAD.
- THE HMA PAVEMENT WEIGHT CALCULATIONS ARE BASED ON A UNIT WEIGHT OF 112 LBS/SY/IN OF DEPTH.
- BID ITEMS MAY BE SHOWN ON MULTIPLE MQ SHEETS - VIEW PROVIDED SCHEDULE OF BID ITEMS FOR PROJECT TOTALS.
- THE MOST RECENT VERSIONS OF THE WISDOT STANDARD DETAIL DRAWINGS PUBLISHED IN THE FACILITIES DEVELOPMENT MANUAL AND THE CITY OF MADISON STANDARD DRAWINGS PUBLISHED IN THE CITY OF MADISON STANDARD SPECIFICATIONS FOR PUBLIC WORKS CONSTRUCTION SHALL BE FOLLOWED WHEN APPLICABLE.
- AREAS IN THE PLAN MAY HAVE BEEN SURVEYED PRIOR TO COMPLETION OF ADJACENT ROADWAY AND SITE DEVELOPMENT PROJECTS. KNOWN LOCATIONS INCLUDE SEGOE SB PLATFORM, SHOREWOOD, UNIVERSITY BAY, EAST CAMPUS MALL EB, AND THE SW QUADRANT OF MILWAUKEE STREET. THIS PLAN SET USES THE PROPOSED DESIGN FILES FROM PROJECTS WHERE SIGNIFICANT VARIANCES FROM EXISTING GRADE WERE EXPECTED, SUCH AS AT SHOREWOOD AND UNIVERSITY BAY. OTHER AREAS, SUCH AS SEGOE, EAST CAMPUS MALL EB AND THE SW QUADRANT OF MILWAUKEE STREET, ARE ANTICIPATED TO HAVE VARIANCES THAT MAY AFFECT GRADING BEHIND THE PROPOSED INFRASTRUCTURE.

CONCRETE PAVEMENT STRUCTURE	
STATION	PAVEMENT DESIGN
-JUNCTION ROAD-TRANSIT AREA -EAU CLAIRE AVENUE -SEGOE BOULEVARD -MIDVALE BOULEVARD -SHOREWOOD BOULEVARD -UNIVERSITY BAY DRIVE -ORCHARD STREET EB -EAST CAMPUS MALL WB&EB -STATE STREET WB&EB -CAPITOL SQUARE	11-INCH CONCRETE PAVEMENT 6 INCHES BASE AGGREGATE DENSE (BAD) 1 1/4-INCH OVER 6 INCHES BAD 3-INCH
-BLAIR STREET -PATERSON STREET -BALDWIN STREET -FIRST STREET -FOURTH STREET -MILWAUKEE NORTH STREET	11-INCH CONCRETE PAVEMENT EXISTING BASE AGGREGATE DENSE (BAD) 1 1/4 INCH
-HIGH POINT ROAD -WESTFIELD ROAD -GRAND CANYON ROAD -ISLAND DRIVE -ROSA ROAD -WHITNEY WAY AT MINERAL POINT ROAD -REGENT STREET -ANDERSON STREET WB&EB -MENDOTA STREET CONNECTION -METRO SATELLITE MAINTENANCE FACILITY -SUN PRAIRIE PARK AND RIDE	10-INCH CONCRETE PAVEMENT 6 INCHES BASE AGGREGATE DENSE (BAD) 1 1/4-INCH OVER 6 INCHES BAD 3-INCH
-MARQUETTE STREET -MELVIN COURT-RETKE AVENUE -MENDOTA STREET WB&EB -THIERER ROAD-PORTAGE AVENUE WB&EB -INDEPENDENCE LANE WB&EB -EAST SPRINGS DRIVE WB&EB	10-INCH CONCRETE PAVEMENT EXISTING BASE AGGREGATE DENSE (BAD) 1 1/4-INCH

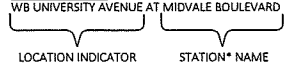
HMA PAVEMENT STRUCTURE	
SEGMENT	PAVEMENT DESIGN
-JUNCTION ROAD-NON-TRANSIT AREA	2.5" HMA PAVEMENT 4 MT 58-28 S 4" HMA PAVEMENT 3 MT 58-28 S 8" BASE AGGREGATE DENSE 1 1/4-INCH 8" BAD 3-INCH
-CAMPUS DRIVE EB	2" HMA PAVEMENT HT 58-28 H 3" HMA PAVEMENT HT 58-28 S 3" HMA PAVEMENT HT 58-28 S 12" BASE AGGREGATE DENSE 1 1/4-INCH 12" BASE AGGREGATE DENSE 3-INCH
-NORTH STOUGHTON SERVICE RD -MENDOTA STREET -INDEPENDENCE LANE -EAST SPRINGS DRIVE	2" HMA PAVEMENT 4 MT 58-28 S
-MENDOTA BUS/BIKE CONNECTOR -ANDERSON STREET -WHITNEY WAY -SHEBOYGAN AVE, SEGOE RD -MIDVALE BOULEVARD -SUN PRAIRIE PARK AND RIDE	2.5" HMA PAVEMENT 4 MT 58-28 S 3" HMA PAVEMENT 4 MT 58-28 S 6" BASE AGGREGATE DENSE 1 1/4-INCH 6" BAD 3-INCH
RESURFACING: -CAMPUS DRIVE EB -SIDE ROADS	2" HMA 4 HT 58-28 H
ANDERSON STREET BIKE PATH	3" HMA PAVEMENT 4 MT 58-28 S

BASE AGGREGATE	
SEGMENT	PAVEMENT DESIGN
BIKE LANE BEHIND PLATFORMS, CURB RAMPS, BICYCLE RAMPS, DRIVEWAYS, DRIVEWAY SIDEWALKS AND ANY OTHER CONCRETE SIDEWALK 7-INCH	7" CONCRETE OVER 6" BASE AGGREGATE DENSE 1 1/4-INCH
CONCRETE SIDEWALK 5-INCH	5" CONCRETE OVER 2" BASE AGGREGATE DENSE 1 1/4-INCH

**ALIGNMENT NAMING**

- AN ANDERSON STREET
- HA HANSON ROAD SIDEWALK
- JR JOHNSON STREET
- JO JUNCTION ROAD
- ME MENDOTA STREET
- MP MINERAL POINT ROAD
- PNR JUNCTION RD PARK & RIDE BUS BAYS
- PNRL JUNCTION RD PARK & RIDE LOOP
- SH SHEBOYGAN AVENUE
- SE SEGOE ROAD
- ST STATE STREET
- SQN CAPITOL SQUARE NORTH
- SQS CAPITOL SQUARE SOUTH
- UC UNIVERSITY AVE/CAMPUS DR
- UN UNIVERSITY AVE
- WA EAST WASHINGTON AVENUE
- WR WRIGHT STREET
- WW WHITNEY WAY

**STATION NAMING**



\*A STATION CONSISTS OF A MEDIAN PLATFORM, TWO CURBSIDE PLATFORMS, OR A TERMINAL PLATFORM.

**PLAN SET BREAKDOWN**

- TITLE, GENERAL NOTES, OVERVIEW, TYPICAL SECTIONS, CONSTRUCTION DETAILS
- REMOVAL PLAN, SITE PLAN, GRADING PLAN, STORM SEWER SCHEDULE
- TRAFFIC SIGNALS, ELECTRICAL PLAN, LIGHTING PLAN, COMMUNICATION PLAN
- TRAFFIC CONTROL, PAVEMENT MARKING DETAILS/PLAN, EXISTING SIGNING/REMOVALS, PERMANENT SIGNING
- ARCHITECTURAL, STRUCTURAL, BUILDING MECHANICAL, ELECTRICAL & PLUMBING MISCELLANEOUS QUANTITIES

**ABBREVIATIONS**

- BAD BASE AGGREGATE DENSE
- BOC BACK OF CURB
- BOW BACK OF WALK
- EL ELEVATION
- EOP EDGE OF PAVEMENT
- EOW EDGE OF WALK
- FL FLOW LINE
- FW FRONT OF WALK
- MATCH MATCH EXISTING
- PSCP PUBLIC STREET CROSSING PERMIT
- TOP TOP OF PLATFORM
- TYP TYPICAL

**PROJECT CONTACTS**

**CITY OF MADISON**  
ENGINEERING DIVISION  
CONTACT NAME: Jim Wolfe, PE  
ADDRESS: 210 Martin Luther King Jr. Blvd. Rm 115  
CITY, STATE, ZIP: Madison, WI 53703  
PHONE: 608-266-4099  
EMAIL: jwolfo@cityofmadison.com

**BRT PROGRAM MANAGER**  
CONTACT NAME: Graham Carey  
PHONE: 415-937-3192  
EMAIL: GCarey@cityofmadison.com

**CITY OF MADISON DEPARTMENT OF TRANSPORTATION**  
CONTACT NAME: Mike Cechvala  
EMAIL: MCechvala@cityofmadison.com

60631225P

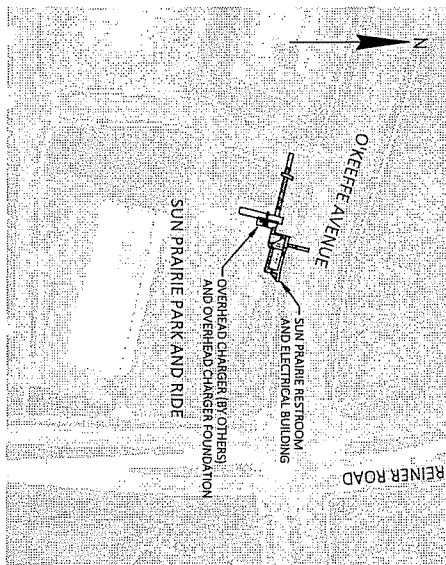

CITY OF MADISON, DANE COUNTY, WI

CONTRACT NO: 60631225C

60631225P

G-2





REVISID 11/07/22 MEM

04	60631225P	PROJECT OVERVIEW	60631225P			
		BUS RAPID TRANSIT	CITY OF MADISON, DANE COUNTY, WI	ADDENDUM 3	11/07/22	MEM
CITY OF MADISON		CONTRACT NO: 60631225C	MARK	REVISION	DATE	BY
FILE NAME: C:\P\WORKING\AECOM_0520_MA_2019\MEGHAN.MCCARTHY@AECOM.COM\DM586348\020201-PO.DWG		LAST PLOT DATE: 2022-11-07	Designed By: AECOM	Date: 2022-11-07	Scale: 1 IN=200 FT	
LAYOUT NAME - 04			60631225P			

STATION PLATFORM LOCATION	PLATFORM DIRECTION	PLATFORM LENGTH (FT)	PLATFORM WIDTH (FT)	PLATFORM HEIGHT (IN)	CANOPY SIZE	LONGITUDINAL SLOPE	CROSS SLOPE	PLATFORM DETAIL DWG NO.	DISCHARGE TYPE	STAIR RISE	HANDRAIL	SOLAR PANELS
JUNCTION ROAD	END OF LINE	60	10	13.5	20'-5" x 9'-6"	0.8%	1.50%	CURBSIDE CHARGING STATION (A6)	GRASS AREA AND CONNECT TO SEWER			
JUNCTION ROAD	END OF LINE	60	10	13.5	20'-5" x 9'-6"	1.5%	1.50%	CURBSIDE CHARGING STATION (A6)				
MINERAL POINT ROAD AT HIGH POINT ROAD	EB/WB	60	12	13.5	60'-6" x 11'-0"	2.2%	1.50%	CENTER (B1)	DIRECT CONNECT TO SEWER		YES	
MINERAL POINT ROAD AT WESTFIELD ROAD	EB/WB	60	12	13.5	60'-6" x 11'-0"	1.5%	1.7-1.5%	CENTER (B1)	GRASS AREA AND PLANTERS			YES
MINERAL POINT ROAD AT GRAND CANYON DRIVE	EB/WB	60	12	13.5	60'-6" x 11'-0"	3.0%	1.50%	CENTER (B1)	DIRECT CONNECT TO SEWER		YES	
MINERAL POINT ROAD AT ISLAND DRIVE	EB/WB	60	12	13.5	60'-6" x 11'-0"	0.6%	1.50%	CENTER (B1)	GRASS AREA AND PLANTERS		YES	
MINERAL POINT ROAD AT ROSA ROAD	EB/WB	60	12	13.5	60'-6" x 11'-0"	0.8%	1.50%	CENTER (B1)	GRASS AREA AND PLANTERS		YES	
WHITNEY WAY AT MINERAL POINT ROAD	EB/WB	60	12	13.5	60'-6" x 11'-0"	2.6-4.8%	2.7-1.3%	CENTER (B1)	DIRECT CONNECT TO SEWER		YES	
WHITNEY WAY AT REGENT STREET	EB/WB	50	12	13.5	23'-5" x 11'-0"	1.2%	1.50%	REDUCED CENTER (C)	NO STORM SEWER			
SHEBOYGAN AVENUE AT EAU CLAIRE AVENUE	EB/WB	60	12	13.5	60'-6" x 11'-0"	1.1%	1.50%	CENTER (B1)	NO STORM SEWER		YES	
SHEBOYGAN AVENUE AT SEGOE ROAD	WB	60	10	13.5	60'-6" x 9'-6"	2.4%	1.50%	CURBSIDE - ISLAND (A1)	NO STORM SEWER - GRASS AREA		YES	
SHEBOYGAN AVENUE AT SEGOE ROAD	EB	60	10	13.5	60'-6" x 9'-6"	2.7%	1.50%	CURBSIDE CENTER (A7)			YES	
UNIVERSITY AVENUE AT MIDVALE BOULEVARD	EB/WB	60	12	13.5	60'-6" x 11'-0"	0.9%	1.50%	CENTER (B1)				
UNIVERSITY AVENUE AT SHOREWOOD BOULEVARD	EB/WB	60	12	13.5	60'-6" x 11'-0"	0.4%	1.40%	CENTER (B1)	DIRECT CONNECT TO SEWER			YES
UNIVERSITY AVENUE AT UNIVERSITY BAY DRIVE	EB/WB	60	12	13.5	60'-6" x 11'-0"	0.5%	1.50%	CENTER (B1)	DIRECT CONNECT TO SEWER			YES
UNIVERSITY AVENUE AT ORCHARD STREET	WB	60	10	13.5	60'-6" x 9'-6"	0.3%	1.50%	CURBSIDE (A2)	DIRECT CONNECT TO SEWER	1 RISER 7.0"	NO	YES
JOHNSON STREET AT ORCHARD STREET	EB	60	10	13.5	60'-6" x 9'-6"	0.5%	1.50%	CURBSIDE (A2)	DIRECT CONNECT TO SEWER	1 RISER 7.0"	NO	YES
UNIVERSITY AVENUE AT EAST CAMPUS MALL	WB	60	10	13.5	60'-6" x 9'-6"	0.5%	1.50%	CURBSIDE (A1)				YES
UNIVERSITY AVENUE AT EAST CAMPUS MALL	SB	60	10	13.5	N/A		0.3%	1.50%	NO CANOPY			
JOHNSON STREET AT EAST CAMPUS MALL	EB	60	10	13.5	60'-6" x 9'-6"	1.1%	1.50%	CURBSIDE (A1)	NO STORM SEWER			YES
STATE STREET - GORHAM STREET	WB	50	10	13.5	23'-5" x 9'-6"	1.6-1.7%	1.50%	REDUCED CURBSIDE (A4)	DISCHARGE TO FLOWLINE	1 RISERS 6"	NO	
STATE STREET - JOHNSON STREET	EB	50	10	13.5	23'-5" x 9'-6"	2.3%	1.50%	REDUCED CURBSIDE (A9)	DIRECT CONNECT TO INLET *	1 RISER 6"	NO	
CAPITOL SQUARE - MIFFLIN STREET AT WISCONSIN AVENUE	WB	60	10	13.5	60'-6" x 9'-6"	1.0%	1.50%	CURBSIDE (A2)	DIRECT CONNECT TO INLET *	2 RISERS 5.67"	YES	YES
CAPITOL SQUARE - MAIN STREET AT MARTIN LUTHER KING BOULEVARD	EB	60	10	13.5	60'-6" x 9'-6"	1.4%	1.50%	CURBSIDE (A2)	DIRECT CONNECT TO INLET *	2 RISERS 5.55"	YES	YES
EAST WASHINGTON AVENUE AT BLAIR STREET	EB/WB	60	14	13.5	60'-6" x 13'-0"	4.3%	1.30%	CENTER (B2)	DISCHARGE TO FLOWLINE			YES
EAST WASHINGTON AVENUE AT PATERSON STREET	EB/WB	60	14	13.5	60'-6" x 13'-0"	0.2-0.4%	1.5-0.5%	CENTER (B2)	DIRECT CONNECT TO INLET *			YES
EAST WASHINGTON AVENUE AT BALDWIN STREET	EB/WB	60	14	13.5	60'-6" x 13'-0"	0.5%	1.50%	CENTER (B2)	DIRECT CONNECT TO INLET *			YES
EAST WASHINGTON AVENUE AT FIRST STREET	EB/WB	60	12	13.5	60'-6" x 11'-0"	3.4-3.5%	1.5-1.4%	CENTER (B1)	DIRECT CONNECT TO INLET			YES
EAST WASHINGTON AVENUE AT FOURTH STREET	EB/WB	60	14	13.5	60'-6" x 13'-0"	0.8%	1.50%	CENTER (B2)	DIRECT CONNECT TO INLET			YES
EAST WASHINGTON AVENUE AT MILWAUKEE-NORTH STREET	WB	60	10	13.5	60'-6" x 9'-6"	0.4%	1.00%	CURBSIDE CENTER (A5)	DIRECT CONNECT TO INLET			YES
EAST WASHINGTON AVENUE AT MILWAUKEE-NORTH STREET	EB	60	10	13.5	60'-6" x 9'-6"	1.2%	0.80%	CURBSIDE CENTER (A5)	DIRECT CONNECT TO MANHOLE			YES
EAST WASHINGTON AVENUE AT MARQUETTE STREET	EB/WB	60	14	13.5	60'-6" x 13'-0"	0.4%	1.50%	CENTER (B2)	DIRECT CONNECT TO INLET *			YES
EAST WASHINGTON AVENUE AT MELVIN COURT-RETHKE AVENUE	EB/WB	60	14	13.5	60'-6" x 13'-0"	0.4%	1.5-1.3%	CENTER (B2)	DIRECT CONNECT TO INLET *			YES
EAST WASHINGTON AVENUE AT WRIGHT STREET - FAIR OAKS AVENUE	EB/WB	60	12	13.5	60'-6" x 11'-0"	1.6%	1.50%	CENTER (B1)	DIRECT CONNECT TO INLET			YES
WRIGHT STREET AT ANDERSON STREET	WB	60	10	13.5	60'-6" x 9'-6"	1.0%	1.50%	CURBSIDE - ISLAND (A2)	DISCHARGE TO FLOWLINE - NO TLE			YES
WRIGHT STREET AT ANDERSON STREET	EB	60	10	13.5	60'-6" x 9'-6"	1.1%	1.50%	CURBSIDE - ISLAND (A1)	DIRECT CONNECT TO INLET	1 RISER 6.5"	NO	YES
EAST WASHINGTON AVENUE AT MENDOTA STREET	WB	50	10	13.5	23'-5" x 9'-6"	0.5%	1.50%	REDUCED CURBSIDE (A4)	GRASS OUTLET ON SIDE OF PLATFORM			YES
EAST WASHINGTON AVENUE AT MENDOTA STREET	EB	60	10	13.5	60'-6" x 9'-6"	0.6%	1.50%	CURBSIDE - ISLAND (A1)	DISCHARGE TO FLOWLINE	1 RISER 6.5"	NO	YES
EAST WASHINGTON AVENUE AT THIERER ROAD - PORTAGE AVENUE	WB	60	10	13.5	60'-6" x 9'-6"	0.4%	1.50%	CURBSIDE - ISLAND (A1)	DIRECT CONNECT TO INLET *			YES
EAST WASHINGTON AVENUE AT THIERER ROAD - PORTAGE AVENUE	EB	60	10	13.5	60'-6" x 9'-6"	0.4%	1.50%	CURBSIDE - ISLAND (A1)	DIRECT CONNECT TO INLET *			YES
EAST WASHINGTON AVENUE AT INDEPENDENCE LANE	WB	60	10	13.5	60'-6" x 9'-6"	1.1%	1.50%	CURBSIDE - ISLAND (A1)	DIRECT CONNECT TO INLET			YES
EAST WASHINGTON AVENUE AT INDEPENDENCE LANE	EB	60	10	13.5	60'-6" x 9'-6"	1.3%	1.50%	CURBSIDE - ISLAND (A1)	DIRECT CONNECT TO INLET			YES
EAST WASHINGTON AVENUE AT EAST SPRINGS DRIVE	WB	60	10	13.5	60'-6" x 9'-6"	2.9%	1.50%	CURBSIDE - ISLAND (A1)	GRASS OUTLET ON SIDE OF PLATFORM			YES
EAST WASHINGTON AVENUE AT EAST SPRINGS DRIVE	EB	60	10	13.5	60'-6" x 9'-6"	2.4%	1.50%	CURBSIDE - ISLAND (A2)	GRASS OUTLET ON SIDE OF PLATFORM			YES
HANSON ROAD TEST PLATFORM	EB/WB	60	12	13.5	N/A	0.3%	1.50%	NO CANOPY				

\* DOWNSPOUT ORIENTATION FLIPPED TO FRONT STATION

PLATFORM & CANOPY TYPE	TOTAL
CURBSIDE (A1)	2
CURBSIDE (A2)	4
CURBSIDE - ISLAND (A1)	8
CURBSIDE - ISLAND (A2)	2
REDUCED CURBSIDE (A3)	1
REDUCED CURBSIDE (A4)	2
CURBSIDE CENTER (A5)	2
CURBSIDE CHARGING STATION (A6)	2
CURBSIDE CENTER (A7)	1
CENTER (B1)	12
CENTER (B2)	6
REDUCED CENTER (C)	1
NO CANOPY	2

60631225P

CITY OF MADISON, DANE COUNTY, WI

CONTRACT NO: 60631225C

PROJECT OVERVIEW

BUS RAPID TRANSIT

CITY OF MADISON

60631225P

11/07/22 MEM

REVISION

DATE

BY

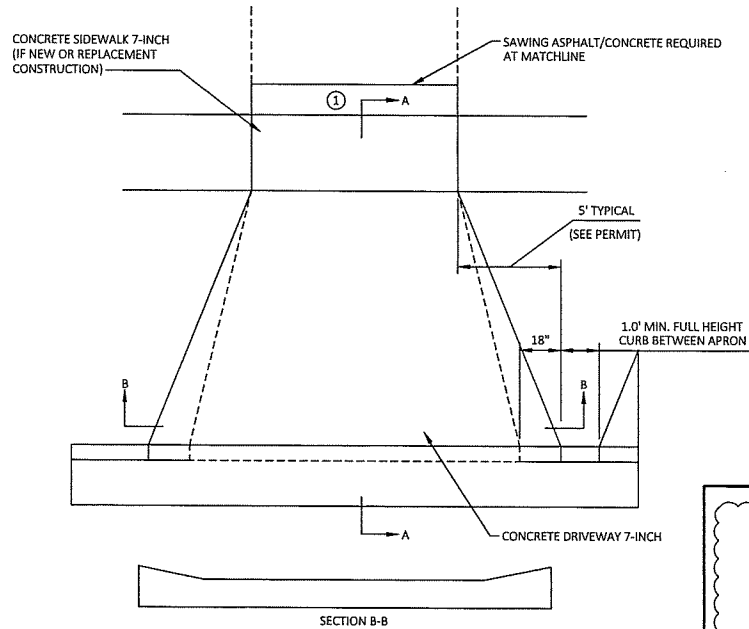
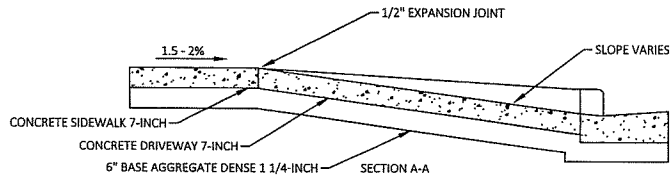
60631225P

REVISED 11/07/22 MEM

60631225P

O-5

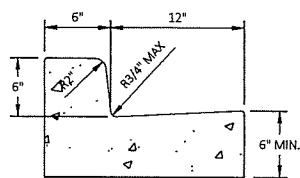
FILE NAME: C:\WORKING\RECOM\_DSD\JOB\MADISON\MCDART\HIF\ASSETS\ASSETS\PO.DWG LAST PLOT DATE: 2022-11-14



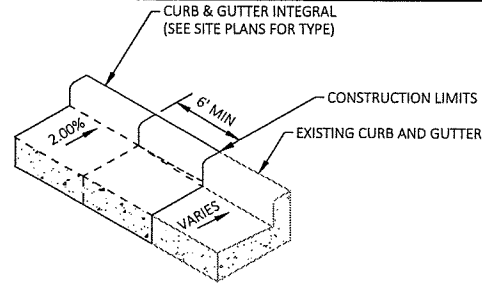
**CONCRETE DRIVE APRON DETAIL**

① FOR ASPHALT DRIVEWAYS PLACE 3.5 INCHES ASPHALTIC SURFACE DRIVEWAYS AND FIELD ENTRANCES OVER 8 INCHES BASE AGGREGATE DENSE 1 1/4-INCH UNLESS NOTED OTHERWISE.

FOR CONCRETE DRIVEWAYS PLACE CONCRETE DRIVEWAY 7-INCH OVER 6-INCHES BASE AGGREGATE DENSE 1 1/4-INCH.

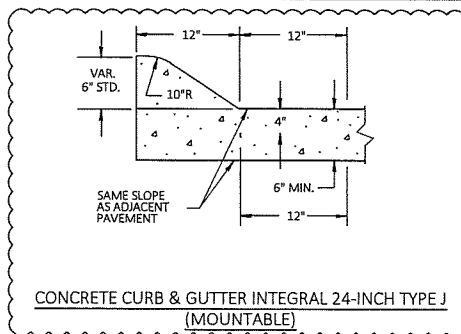


**CONCRETE CURB & GUTTER 18-INCH TYPE D**

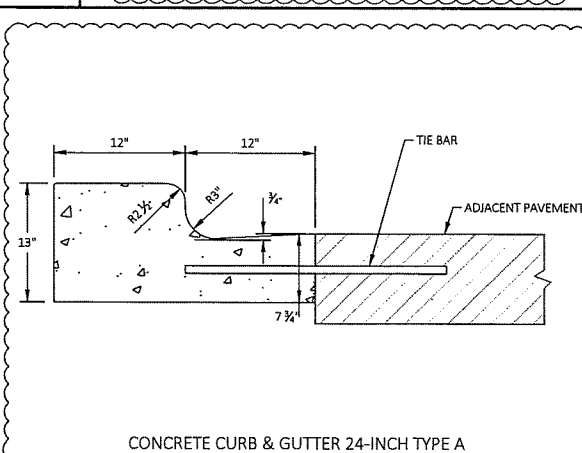


**STATION CURB AND GUTTER SLOPE TRANSITION DETAIL**

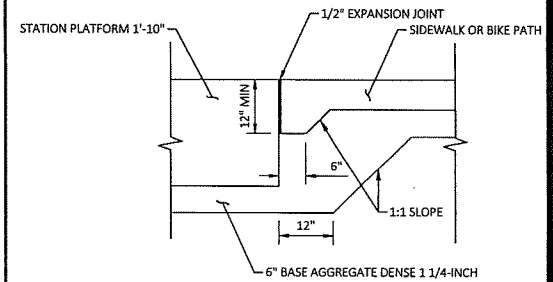
TRANSITION GUTTER SLOPES OVER 6' MINIMUM



**CONCRETE CURB & GUTTER INTEGRAL 24-INCH TYPE J (MOUNTABLE)**

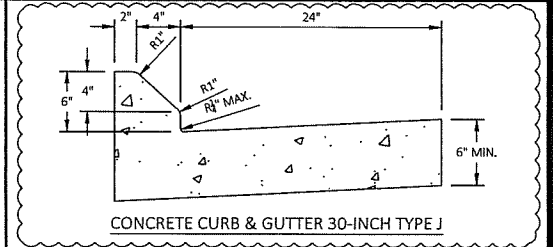


**CONCRETE CURB & GUTTER 24-INCH TYPE A**

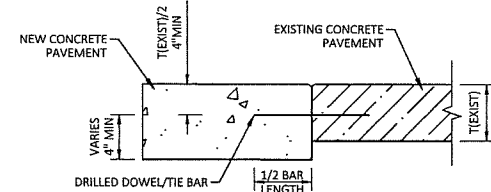


**SIDEWALK OR PATH DETAIL AT PLATFORM**

INCREASED PAVEMENT DEPTH AT PLATFORM ONLY REQUIRED AT LOCATIONS WHERE PLATFORM AND SIDEWALK ARE AT THE SAME ELEVATION



**CONCRETE CURB & GUTTER 30-INCH TYPE J**



**DRILLED DOWEL/TIE BARS**

TIE BARS USED FOR LONGITUDINAL JOINTS AT ABUTTING CONCRETE PAVEMENT DOWEL BARS USED FOR TRANSVERSE JOINTS AT ABUTTING CONCRETE PAVEMENT

KEEP THE CLEAR DISTANCE TO DOWEL/TIE BAR AT 1/2 THE THICKNESS OF EXISTING CONCRETE PAVEMENT IN LOCATIONS WHERE EXISTING CONCRETE PAVEMENT IS LESS THAN 8\"/>

USE 18\"/>

SEE DETAILS WISDOT S.D.D. CONCRETE PAVEMENT LONGITUDINAL JOINTS AND TIES AND WISDOT S.D.D. URBAN DOWELED CONCRETE PAVEMENT FOR SPACING DETAILS

REVISED 11/14/2022 ADT/CTL

DATE	11/14/2022
BY	ADT/CTL
APPROVED BY	ADT/CTL
PROJECT NO.	60631225P
DESIGNED BY	ADT/CTL
SCALE	AS SHOWN

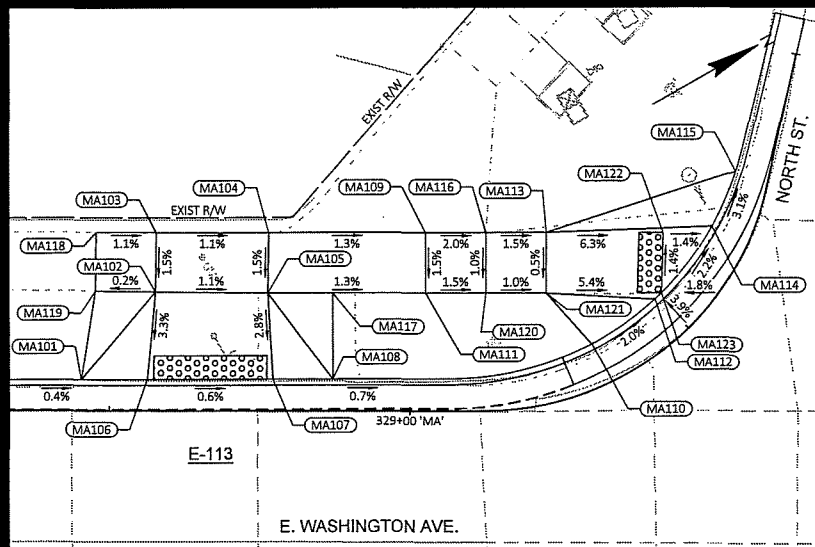
60631225P  
CITY OF MADISON, DANE COUNTY, WI  
CONTRACT NO: 60631225C

CONSTRUCTION DETAILS  
BUS RAPID TRANSIT  
CITY OF MADISON



60631225P

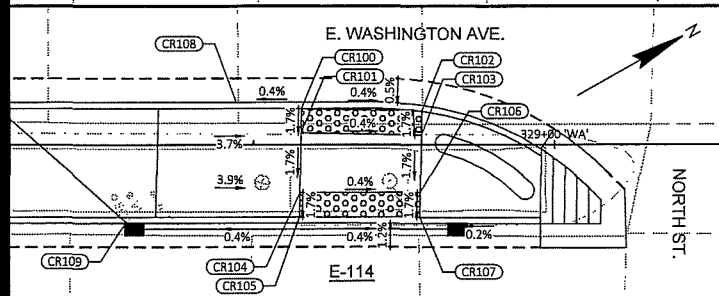
CD-10



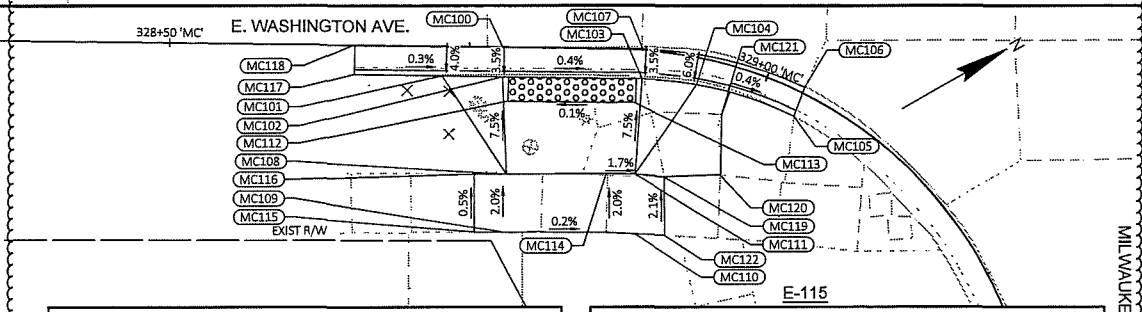
STATION & OFFSET TABLE						
POINT	STATION	OFFSET	Y COORDS	X COORDS	ELEVATION	COMMENT
MA101	328+72.68 'MA'	2.57' LT	492156.85	830540.33	862.39	BOC
MA102	328+78.84 'MA'	9.98' LT	492165.89	830536.94	862.13	FOW
MA103	328+78.91 'MA'	14.92' LT	492168.38	830532.69	862.21	BOW
MA104	328+88.27 'MA'	14.92' LT	492176.52	830537.32	862.10	BOW
MA105	328+88.20 'MA'	9.87' LT	492173.96	830541.68	862.02	FOW
MA106	328+78.18 'MA'	2.60' LT	492161.65	830543.03	861.88	BOC
MA107	328+88.61 'MA'	2.62' LT	492170.72	830548.18	861.82	BOC
MA108	328+93.61 'MA'	2.63' LT	492175.08	830550.64	862.27	BOC
MA109	329+01.31 'MA'	14.94' LT	492187.86	830543.76	861.92	BOC
MA110	329+17.04 'MA'	3.61' LT	492195.25	830558.65	861.84	BOC
MA111	329+01.31 'MA'	9.92' LT	492185.38	830548.12	861.85	FOW
MA112	329+24.71 'MA'	3.70' LT	492201.68	830557.96	861.23	BOC

STATION & OFFSET TABLE						
POINT	STATION	OFFSET	Y COORDS	X COORDS	ELEVATION	COMMENT
MA113	329+18.57 'MA'	13.61' LT	492196.57	830548.70	861.75	BOW
MA114	329+33.75 'MA'	3.30' LT	492208.79	830555.04	861.07	BOC
MA115	329+39.38 'MA'	2.78' LT	492212.78	830552.03	861.47	BOC
MA116	329+06.51 'MA'	14.95' LT	492192.21	830546.23	861.82	BOC
MA117	328+93.60 'MA'	9.91' LT	492178.67	830544.31	861.97	EOP
MA118	328+73.91 'MA'	14.92' LT	492164.04	830530.21	862.26	BOW
MA119	328+73.85 'MA'	10.05' LT	492161.57	830534.41	862.12	BOW
MA120	329+05.40 'MA'	9.93' LT	492189.72	830550.59	861.77	FOW
MA121	329+14.57 'MA'	9.03' LT	492194.07	830553.06	861.72	FOW
MA122	329+30.77 'MA'	6.66' LT	492204.99	830553.48	861.14	BOC
MA123	329+25.57 'MA'	3.68' LT	492202.38	830557.78	861.21	BOC

REVISED 11/10/22 DIC



STATION & OFFSET TABLE						
POINT	STATION	OFFSET	Y COORDS	X COORDS	ELEVATION	COMMENT
CR100	328+79.00 'WA'	3.01' LT	492138.64	830582.13	862.77	EOP
CR101	328+78.97 'WA'	1.02' LT	492137.63	830583.86	862.73	FOW
CR102	328+88.99 'WA'	2.80' LT	492147.23	830587.24	862.72	EOP
CR103	328+88.96 'WA'	0.80' LT	492146.22	830588.97	862.69	FOW
CR104	328+78.90 'WA'	3.99' RT	492135.10	830588.17	862.65	FOW
CR105	328+78.87 'WA'	5.99' RT	492134.09	830589.90	862.61	EOP
CR106	328+88.89 'WA'	4.01' RT	492143.79	830593.12	862.61	FOW
CR107	328+88.86 'WA'	6.01' RT	492142.77	830594.84	862.57	EOP
CR108	328+73.58 'WA'	3.52' LT	492134.17	830579.02	863.01	TOP
CR109	328+64.38 'WA'	6.48' RT	492121.24	830583.19	862.55	TOP



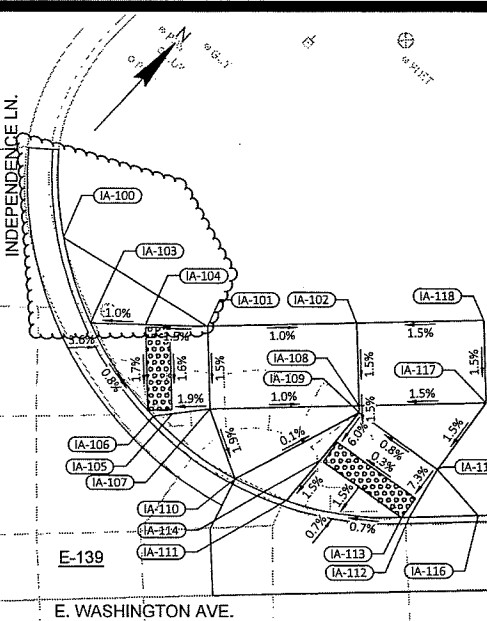
STATION & OFFSET TABLE						
POINT	STATION	OFFSET	Y COORDS	X COORDS	ELEVATION	COMMENT
MC100	328+77.76 'MC'	0.00'	492102.54	830641.44	861.88	EOP
MC101	328+72.75 'MC'	2.48' RT	492096.96	830641.05	862.32	BOC
MC102	328+77.75 'MC'	2.50' RT	492101.27	830643.60	861.88	BOC
MC103	328+89.51 'MC'	2.43' RT	492111.31	830649.45	861.81	BOC
MC104	328+94.36 'MC'	2.30' RT	492114.97	830652.10	861.93	BOC
MC105	329+03.44 'MC'	2.03' RT	492120.74	830658.34	862.16	MATCH
MC106	329+03.17 'MC'	0.46' LT	492122.67	830656.74	861.82	MATCH
MC107	328+89.40 'MC'	0.07' LT	492112.59	830647.31	861.84	EOP
MC108	328+78.16 'MC'	10.57' RT	492097.55	830650.77	862.51	FOW
MC109	328+78.20 'MC'	15.39' RT	492095.14	830654.95	862.63	BOW

STATION & OFFSET TABLE						
POINT	STATION	OFFSET	Y COORDS	X COORDS	ELEVATION	COMMENT
MC110	328+90.03 'MC'	15.31' RT	492104.41	830660.34	862.52	BOW
MC111	328+89.44 'MC'	10.36' RT	492106.87	830656.02	862.38	FOW
MC112	328+78.23 'MC'	4.50' RT	492100.67	830645.56	862.03	FOW
MC113	328+89.07 'MC'	4.48' RT	492109.85	830650.95	862.19	FOW
MC114	328+86.49 'MC'	10.43' RT	492104.80	830654.86	862.45	FOW
MC115	328+75.58 'MC'	15.39' RT	492092.88	830653.63	862.53	BOW
MC116	328+75.53 'MC'	10.61' RT	492095.25	830649.47	862.51	FOW
MC117	328+65.43 'MC'	2.44' RT	492090.66	830637.32	862.24	MATCH
MC118	328+65.43 'MC'	0.05' LT	492091.92	830635.17	861.96	MATCH
MC119	328+92.92 'MC'	10.29' RT	492108.89	830657.43	862.36	MATCH

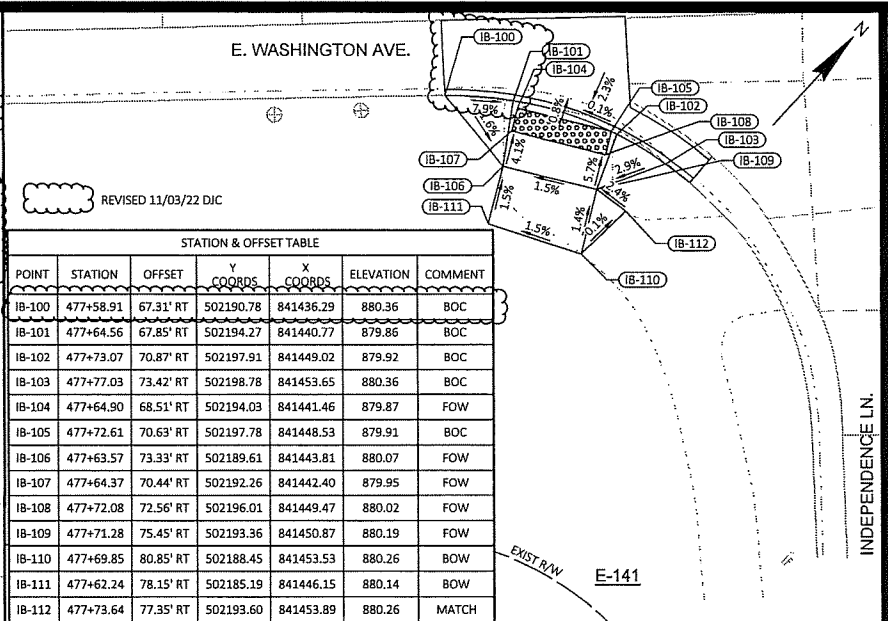
60631225P  
 CITY OF MADISON, DANE COUNTY, WI  
 CONTRACT NO: 60631225C  
 CURB RAMP DETAILS  
 BUS RAPID TRANSIT  
 CITY OF MADISON  
 60631225P  
 CR8-E

DATE: 11/10/22  
 DRAWN BY: JLD  
 CHECKED BY: JLD  
 REVISION: 11/10/22  
 FILE NAME: 02130E\_07

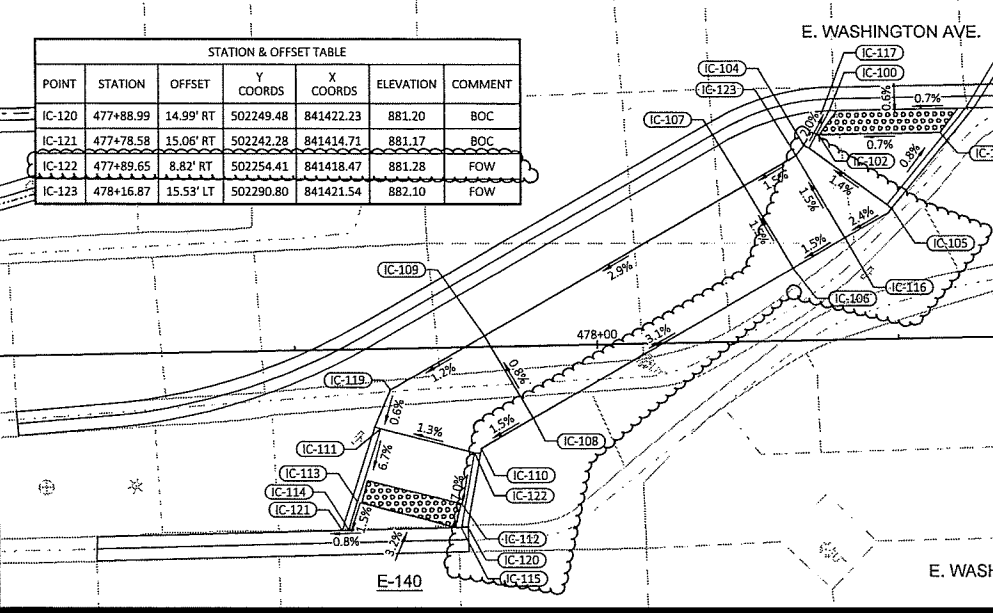
FILE NAME: C:\WORKING\ACCOM\_0320\_MAD\_2019\CO0114\000715\02130E-CR.DWG  
 LAST PLOT DATE: 2022-11-10  
 LAYOUT NAME: 02130E\_07



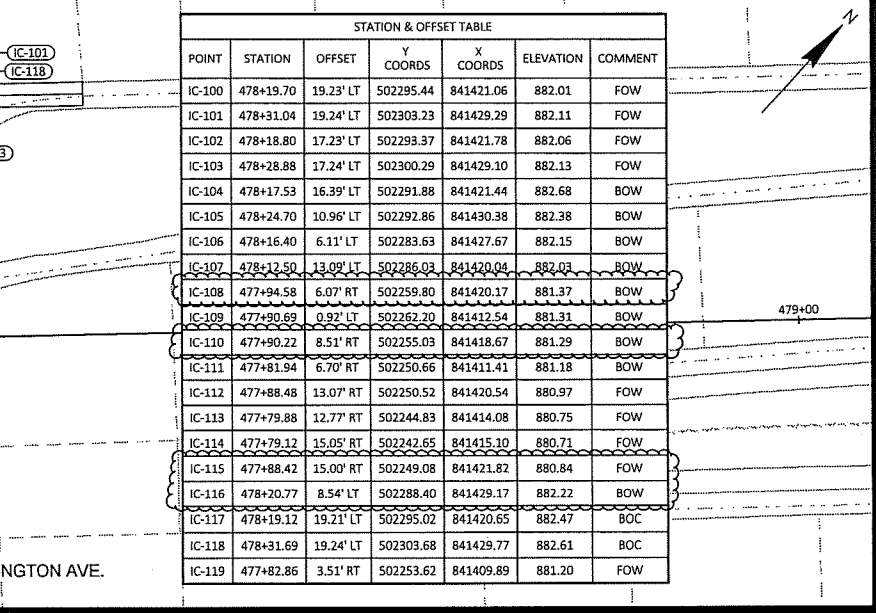
STATION & OFFSET TABLE						
POINT	STATION	OFFSET	Y COORDS	X COORDS	ELEVATION	COMMENT
IA-100	478+43.05	95.68' LT	502367.05	841385.54	883.17	BOC
IA-101	478+54.79	87.99' LT	502369.52	841399.36	882.55	BOW
IA-102	478+67.14	88.02' LT	502378.03	841408.31	882.43	BOW
IA-103	478+45.09	88.47' LT	502363.21	841391.98	882.43	BOC
IA-104	478+49.65	88.24' LT	502366.18	841395.45	882.47	FOW
IA-105	478+51.70	80.65' LT	502362.06	841402.15	882.38	FOW
IA-106	478+50.10	80.48' LT	502360.84	841401.11	882.35	BOC
IA-107	478+54.81	80.99' LT	502364.45	841404.18	882.45	FOW
IA-108	478+67.16	81.02' LT	502372.95	841413.13	882.32	BOW
IA-109	478+67.16	80.47' LT	502372.55	841413.52	882.31	BOW
IA-110	478+56.75	75.14' LT	502361.53	841409.61	882.33	BOC
IA-111	478+60.97	73.20' LT	502363.01	841414.01	881.95	BOC
IA-112	478+71.08	71.60' LT	502368.80	841422.45	882.03	BOC
IA-113	478+70.45	71.60' LT	502368.36	841422.00	882.01	BOC
IA-114	478+63.88	76.62' LT	502367.50	841413.78	882.01	FOW
IA-115	478+73.52	75.61' LT	502373.38	841421.47	882.38	BOW
IA-116	478+76.79	71.66' LT	502372.75	841426.57	882.54	BOC
IA-117	478+77.68	81.05' LT	502380.19	841420.76	882.48	BOW
IA-118	478+77.66	88.05' LT	502385.27	841415.94	882.58	BOW



STATION & OFFSET TABLE						
POINT	STATION	OFFSET	Y COORDS	X COORDS	ELEVATION	COMMENT
IB-100	477+58.91	67.31' RT	502190.78	841436.29	880.36	BOC
IB-101	477+64.56	67.85' RT	502194.27	841440.77	879.86	BOC
IB-102	477+73.07	70.87' RT	502197.91	841449.02	879.92	BOC
IB-103	477+77.03	73.42' RT	502198.78	841453.65	880.36	BOC
IB-104	477+64.90	68.51' RT	502194.03	841441.46	879.87	FOW
IB-105	477+72.61	70.63' RT	502197.78	841448.53	879.91	BOC
IB-106	477+63.57	73.33' RT	502189.61	841443.81	880.07	FOW
IB-107	477+64.37	70.44' RT	502192.26	841442.40	879.95	FOW
IB-108	477+72.08	72.56' RT	502196.01	841449.47	880.02	FOW
IB-109	477+71.28	75.45' RT	502193.36	841450.87	880.19	FOW
IB-110	477+69.85	80.85' RT	502188.45	841453.53	880.26	BOW
IB-111	477+62.24	78.15' RT	502185.19	841446.15	880.14	BOW
IB-112	477+73.64	77.35' RT	502193.60	841453.89	880.26	MATCH



STATION & OFFSET TABLE						
POINT	STATION	OFFSET	Y COORDS	X COORDS	ELEVATION	COMMENT
IC-120	477+88.99	14.99' RT	502249.48	841422.23	881.20	BOC
IC-121	477+78.58	15.06' RT	502242.28	841414.71	881.17	BOC
IC-122	477+89.65	8.82' RT	502254.41	841418.47	881.28	FOW
IC-123	478+16.87	15.53' LT	502290.80	841421.54	882.10	FOW



STATION & OFFSET TABLE						
POINT	STATION	OFFSET	Y COORDS	X COORDS	ELEVATION	COMMENT
IC-100	478+19.70	19.23' LT	502295.44	841421.06	882.01	FOW
IC-101	478+31.04	19.24' LT	502303.23	841429.29	882.11	FOW
IC-102	478+18.80	17.23' LT	502293.37	841421.78	882.06	FOW
IC-103	478+28.88	17.24' LT	502300.29	841429.10	882.13	FOW
IC-104	478+17.53	16.39' LT	502291.88	841421.44	882.68	BOW
IC-105	478+24.70	10.96' LT	502292.86	841430.38	882.38	BOW
IC-106	478+16.40	6.11' LT	502283.63	841427.67	882.15	BOW
IC-107	478+12.50	13.09' LT	502286.03	841420.04	882.03	BOW
IC-108	477+94.58	6.07' RT	502258.80	841420.17	881.37	BOW
IC-109	477+90.69	9.92' LT	502262.20	841412.54	881.31	BOW
IC-110	477+90.22	8.51' RT	502255.03	841418.67	881.29	BOW
IC-111	477+81.94	6.70' RT	502250.66	841411.41	881.18	BOW
IC-112	477+88.48	13.07' RT	502250.52	841420.54	880.97	FOW
IC-113	477+79.88	12.77' RT	502244.83	841414.08	880.75	FOW
IC-114	477+79.12	15.05' RT	502242.65	841415.10	880.71	FOW
IC-115	477+88.42	15.00' RT	502249.08	841421.82	880.84	FOW
IC-116	478+20.77	8.54' LT	502288.40	841429.17	882.22	BOW
IC-117	478+19.12	19.21' LT	502295.02	841420.65	882.47	BOC
IC-118	478+31.69	19.24' LT	502303.68	841429.77	882.61	BOC
IC-119	477+82.86	3.51' RT	502253.62	841409.89	881.20	FOW

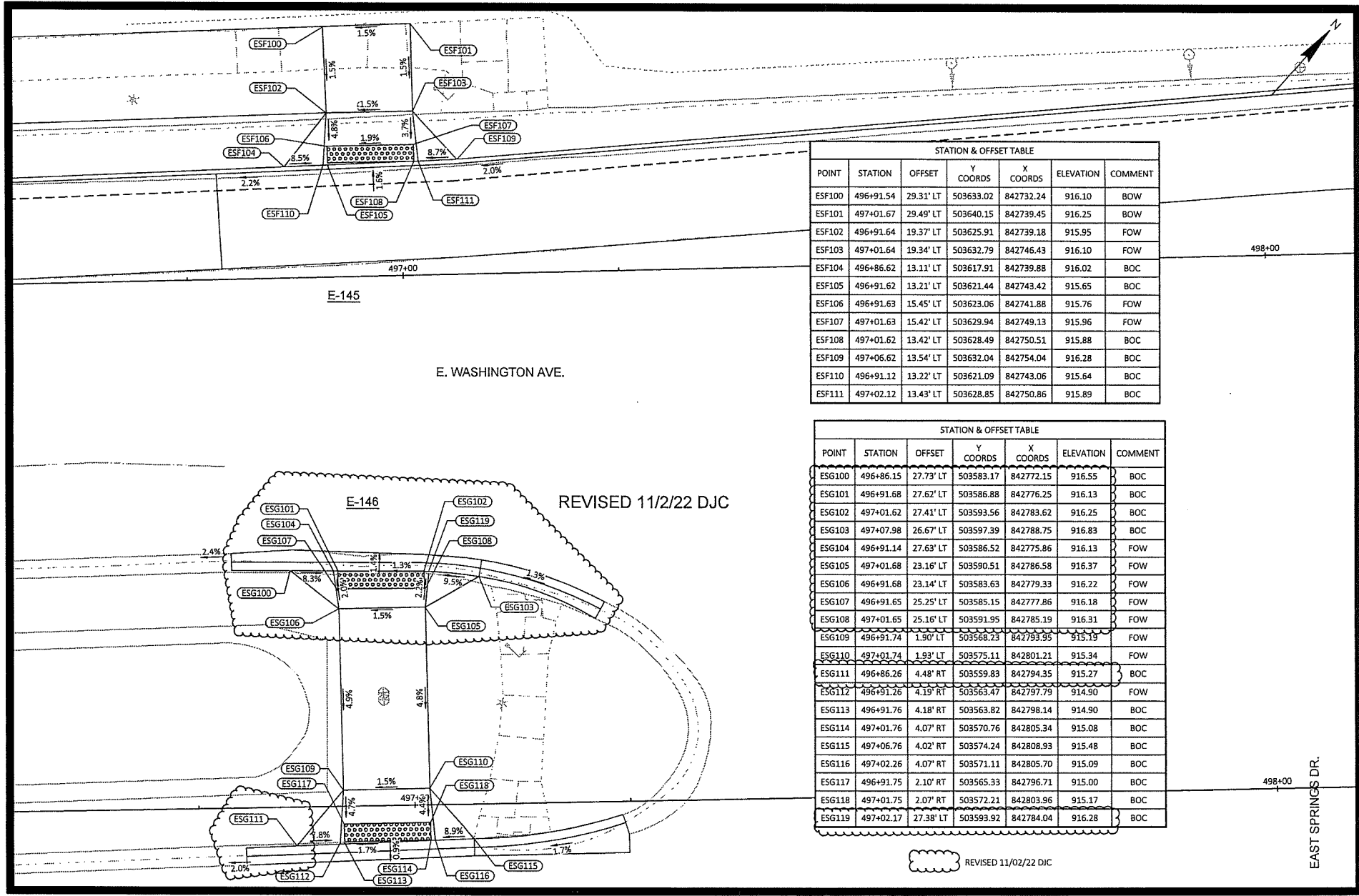
60631225P  
CITY OF MADISON, DANE COUNTY, WI  
CONTRACT NO: 60631225C

CURB RAMP DETAILS  
BUSH RAPID TRANSIT  
CITY OF MADISON

60631225P  
CR17-E

DATE: 11/03/22  
 DRAWN BY: TRM  
 CHECKED BY: TRM  
 DESIGNED BY: TRM  
 DATE: 2022-11-08  
 SCALE: 1"=10'-0"  
 FILE NAME: C:\WORK\PROJECTS\2022\MA\_2023\CD\4500\07\17\1703\113\_05\_00.DWG  
 LAST PLOT DATE: 2022-11-08





**STATION & OFFSET TABLE**

POINT	STATION	OFFSET	Y COORDS	X COORDS	ELEVATION	COMMENT
ESF100	496+91.54	29.31' LT	503633.02	842732.24	916.10	BOW
ESF101	497+01.67	29.49' LT	503640.15	842739.45	916.25	BOW
ESF102	496+91.64	19.37' LT	503625.91	842739.18	915.95	FOW
ESF103	497+01.64	19.34' LT	503632.79	842746.43	916.10	FOW
ESF104	496+86.62	13.11' LT	503617.91	842739.88	916.02	BOC
ESF105	496+91.62	13.21' LT	503621.44	842743.42	915.65	BOC
ESF106	496+91.63	15.45' LT	503623.06	842741.88	915.76	FOW
ESF107	497+01.63	15.42' LT	503629.94	842749.13	915.96	FOW
ESF108	497+01.62	13.42' LT	503628.49	842750.51	915.88	BOC
ESF109	497+06.62	13.54' LT	503632.04	842754.04	916.28	BOC
ESF110	496+91.12	13.22' LT	503621.09	842743.06	915.64	BOC
ESF111	497+02.12	13.43' LT	503628.85	842750.86	915.89	BOC

**STATION & OFFSET TABLE**

POINT	STATION	OFFSET	Y COORDS	X COORDS	ELEVATION	COMMENT
ESG100	496+86.15	27.73' LT	503583.17	842772.15	916.55	BOC
ESG101	496+91.68	27.62' LT	503586.88	842776.25	916.13	BOC
ESG102	497+01.62	27.41' LT	503593.56	842783.62	916.25	BOC
ESG103	497+07.98	26.67' LT	503597.39	842788.75	916.83	BOC
ESG104	496+91.14	27.63' LT	503586.52	842775.86	916.13	FOW
ESG105	497+01.68	23.16' LT	503590.51	842786.58	916.37	FOW
ESG106	496+91.68	23.14' LT	503583.63	842779.33	916.22	FOW
ESG107	496+91.65	25.25' LT	503585.15	842777.86	916.18	FOW
ESG108	497+01.65	25.16' LT	503591.95	842785.19	916.31	FOW
ESG109	496+91.74	1.90' LT	503568.23	842793.95	915.19	FOW
ESG110	497+01.74	1.93' LT	503575.11	842801.21	915.34	FOW
ESG111	496+86.26	4.48' RT	503559.83	842794.35	915.27	BOC
ESG112	496+91.26	4.19' RT	503563.47	842797.79	914.90	FOW
ESG113	496+91.76	4.18' RT	503563.82	842798.14	914.90	BOC
ESG114	497+01.76	4.07' RT	503570.76	842805.34	915.08	BOC
ESG115	497+06.76	4.02' RT	503574.24	842808.93	915.48	BOC
ESG116	497+02.26	4.07' RT	503571.11	842805.70	915.09	BOC
ESG117	496+91.75	2.10' RT	503565.33	842796.71	915.00	BOC
ESG118	497+01.75	2.07' RT	503572.21	842803.96	915.17	BOC
ESG119	497+02.17	27.38' LT	503593.92	842784.04	916.28	BOC

60631225P

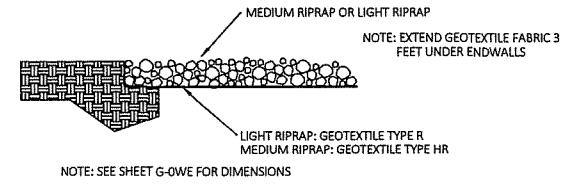
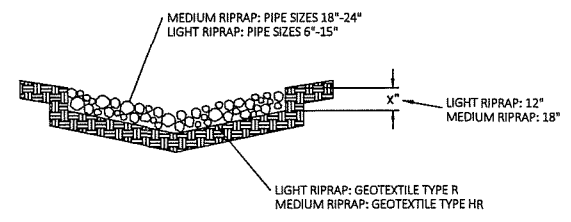
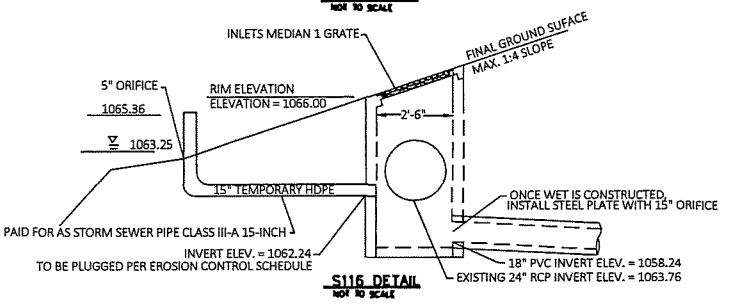
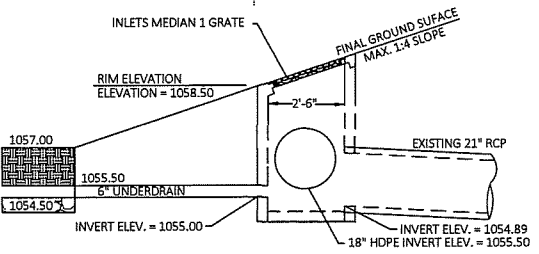
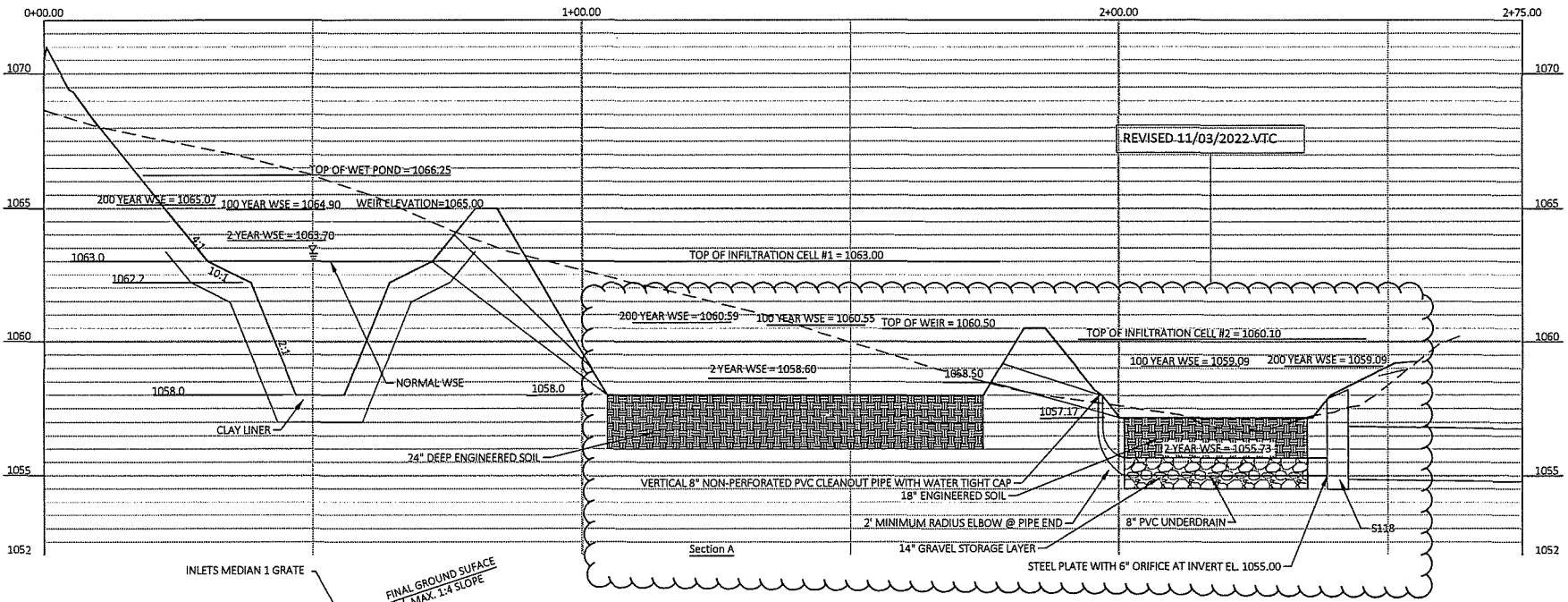
CITY OF MADISON, DANE COUNTY, WI  
CONTRACT NO: 60631225C

CURB RAMP DETAILS  
BUS RAPID TRANSIT  
CITY OF MADISON

60631225P  
CR19-E

1 1/222  
DATE  
BY  
 ADDENDUM 3  
REVISION  
 Drawn by: *mmw* Date: 2022-11-09  
 Scale: 1" = 10 FT  
 60631225P

FILE NAME: C:\P\PROJECTS\2022\06\_03\_2022\60631225P\21031131.dwg  
 LAYOUT NAME: 0319.dwg  
 LAST PLOT DATE: 2022-11-09



DATE	11/03/22	SCALE	1"=20' FT
DESIGNED BY	ARACON	CHECKED BY	ARACON
MARK	REVISION	DATE	11/03/22
DESIGNED BY	ARACON	CHECKED BY	ARACON
DATE	11/03/22	SCALE	1"=20' FT

60631225P

CITY OF MADISON, DANE COUNTY, WI

CONTRACT NO: 60631225C

GRADING AND DRAINAGE PLAN: WESTERN TERMINAL

BUS RAPID TRANSIT

CITY OF MADISON

FILE NAME: C:\P\WORKING\NECON\_BSD2\_M\_2019\INVOICE\CHRISTENSEN\ARACON\COMMENTS\60631225P-P\DWG

LAYOUT NAME: Plan - 2'x 30 FT

60631225P

G-0WC



60631225P  
G-0WG



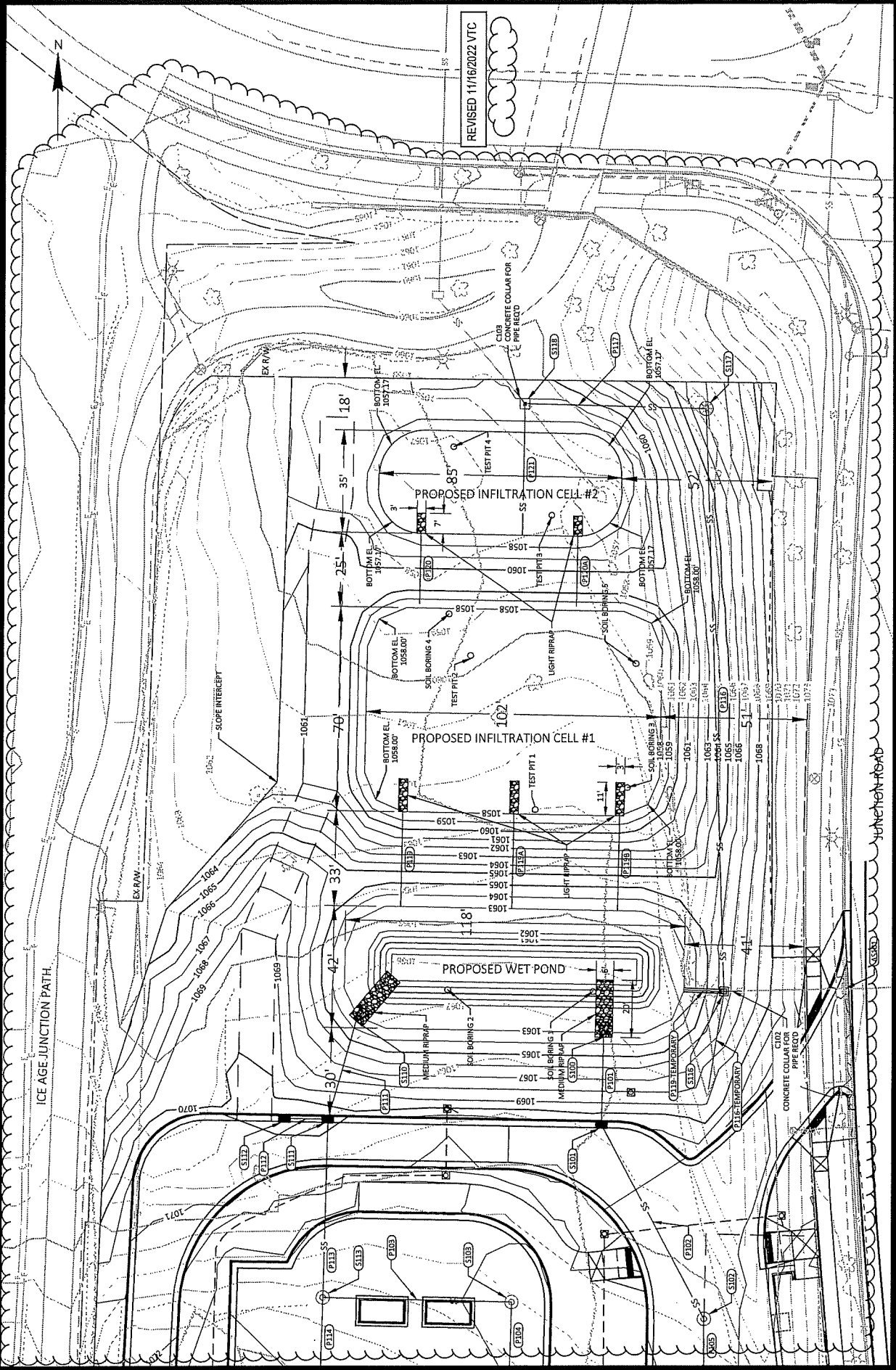
CITY OF MADISON  
BUS RAPID TRANSIT

GRADING AND DRAINAGE PLAN: WESTERN TERMINAL

CITY OF MADISON, DANE COUNTY, WI  
60631225P

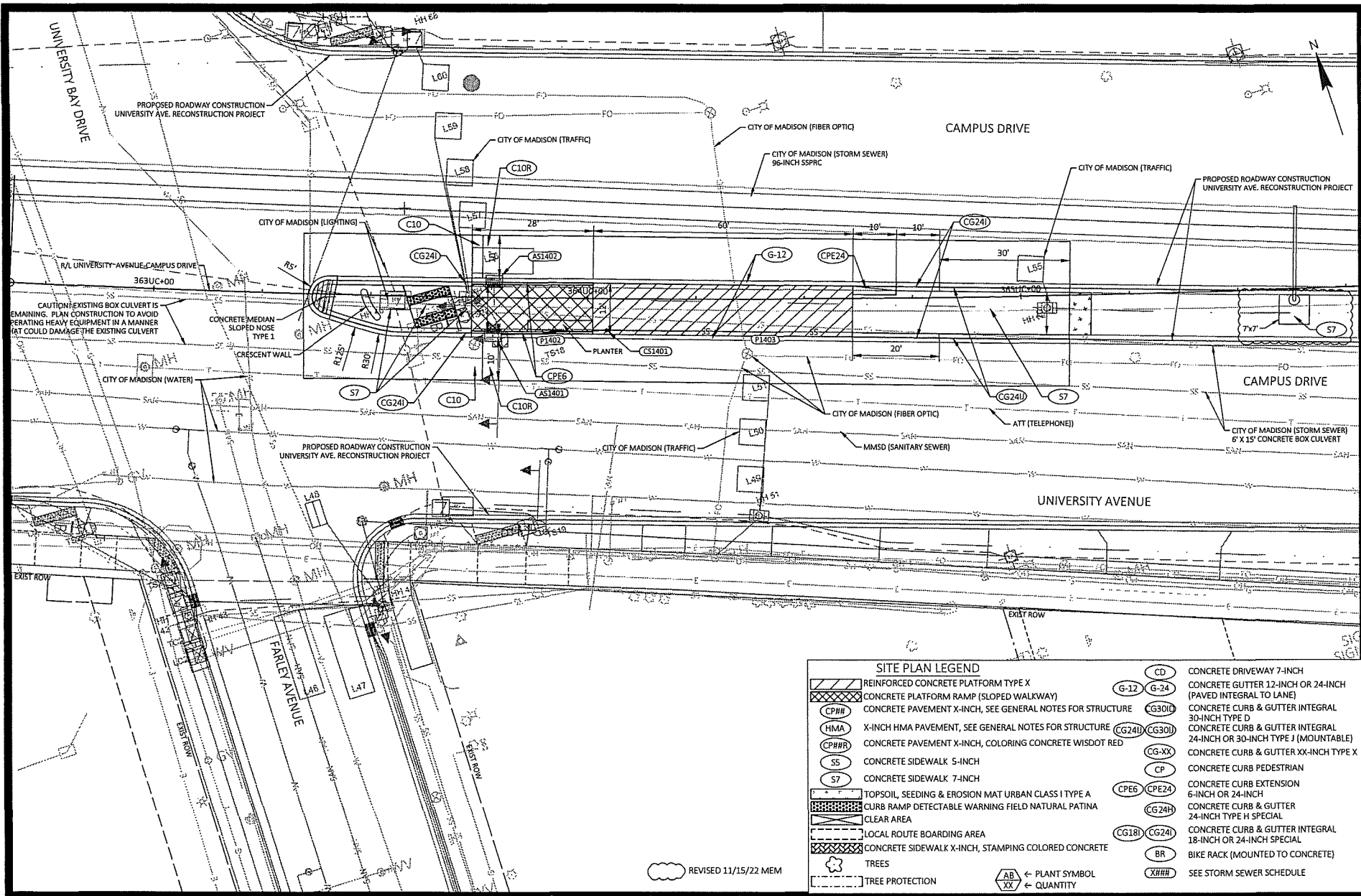
MARK	DATE	BY
11/8/22		VTC
REVISION		
3		
2		
1		
DESIGNED BY: ACD/DMH	DATE: 2022-11-10	SCALE: 1/8"=1'-0"
60631225P		

FILE NAME: C:\P\WORKING\EGM\0530\_MAD\_2019\INCE.CHRISTENSEN\EGM\0530005-PN.DWG  
LAST PLOT DATE: 2022-11-18



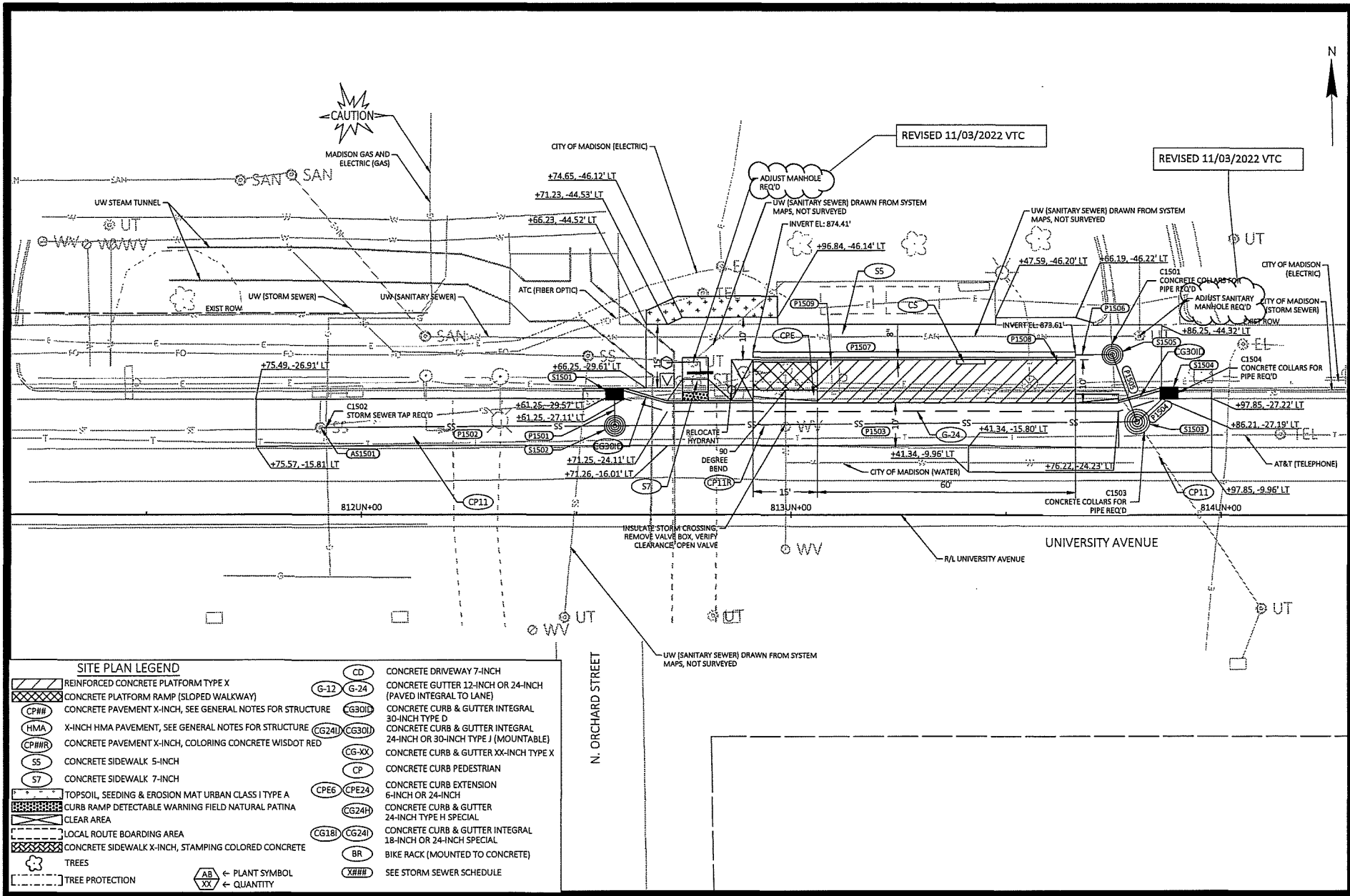
REVISED 11/16/2022 VTC





REVISED 11/15/22 MEM

ADDRESS: 3	11/22/22	BT
MARK	DATE	SCALE: 1/8" = 1'-0"
DESIGNED BY: AECOM	DATE: 2022-11-15	
DRAWN BY: J. B. WILSON		
CHECKED BY: J. B. WILSON		
PROJECT NO: 60631225P		
SITE PLAN: UNIVERSITY AVENUE AT UNIVERSITY BAY DRIVE		
BUS RAPID TRANSIT		
CITY OF MADISON		
60631225P	CONTRACT NO: 60631225C	
CITY OF MADISON, DANE COUNTY, WI		
60631225P		
P16-W		



**SITE PLAN LEGEND**

	REINFORCED CONCRETE PLATFORM TYPE X		CONCRETE DRIVEWAY 7-INCH
	CONCRETE PLATFORM RAMP (SLOPED WALKWAY)		CONCRETE GUTTER 12-INCH OR 24-INCH (PAVED INTEGRAL TO LANE)
	CONCRETE PAVEMENT X-INCH, SEE GENERAL NOTES FOR STRUCTURE		CONCRETE CURB & GUTTER INTEGRAL 30-INCH TYPE D
	X-INCH HMA PAVEMENT, SEE GENERAL NOTES FOR STRUCTURE		CONCRETE CURB & GUTTER INTEGRAL 24-INCH OR 30-INCH TYPE J (MOUNTABLE)
	CONCRETE PAVEMENT X-INCH, COLORING CONCRETE WISDOT RED		CONCRETE CURB & GUTTER XX-INCH TYPE X
	CONCRETE SIDEWALK 5-INCH		CONCRETE CURB PEDESTRIAN
	CONCRETE SIDEWALK 7-INCH		CONCRETE CURB EXTENSION 6-INCH OR 24-INCH
	TOPSOIL, SEEDING & EROSION MAT URBAN CLASS I TYPE A		CONCRETE CURB & GUTTER 24-INCH TYPE H SPECIAL
	CURB RAMP DETECTABLE WARNING FIELD NATURAL PATINA		CONCRETE CURB & GUTTER INTEGRAL 18-INCH OR 24-INCH SPECIAL
	CLEAR AREA		CONCRETE CURB & GUTTER INTEGRAL 18-INCH OR 24-INCH SPECIAL
	LOCAL ROUTE BOARDING AREA		BIKE RACK (MOUNTED TO CONCRETE)
	CONCRETE SIDEWALK X-INCH, STAMPING COLORED CONCRETE		SEE STORM SEWER SCHEDULE
	TREES		
	TREE PROTECTION		
	← PLANT SYMBOL		
	← QUANTITY		

N

REVISED 11/03/2022 VTC

REVISED 11/03/2022 VTC

60631225P

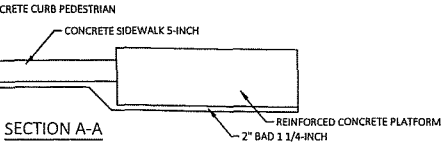
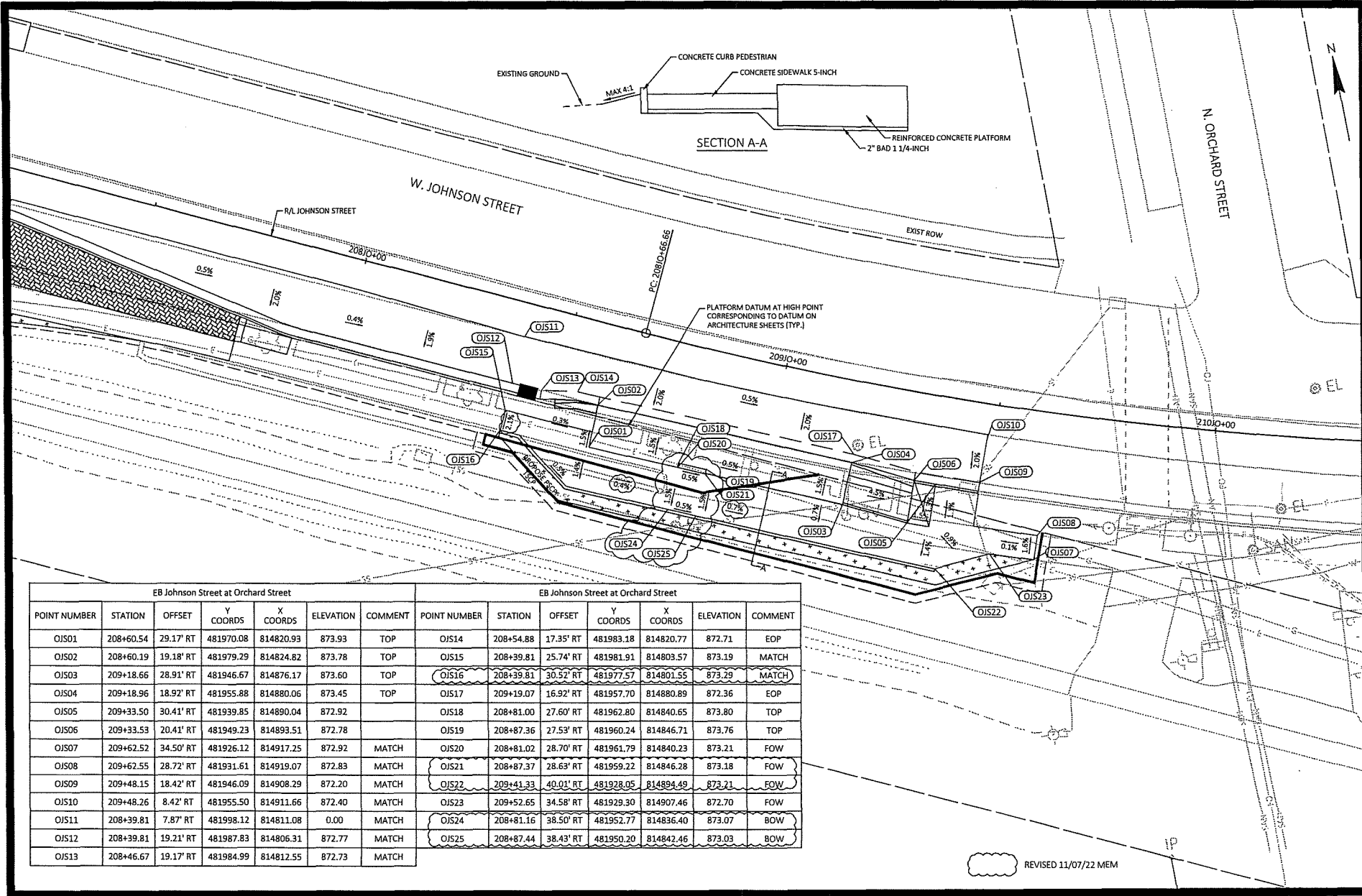
CITY OF MADISON, DANE COUNTY, WI

CONTRACT NO: 60631225C

60631225P

P-19W

FILE NAME: C:\WORKING\RECOM\_DSDO\_MN\_2019\INVOICE CHRISTENSE@AECOM.COM\DM8484\04\0228R-PN.DWG  
LAYOUT NAME - P19 11 20 17



EB Johnson Street at Orchard Street							EB Johnson Street at Orchard Street						
POINT NUMBER	STATION	OFFSET	Y COORDS	X COORDS	ELEVATION	COMMENT	POINT NUMBER	STATION	OFFSET	Y COORDS	X COORDS	ELEVATION	COMMENT
OJS01	208+60.54	29.17' RT	481970.08	814820.93	873.93	TOP	OJS14	208+54.88	17.35' RT	481983.18	814820.77	872.71	EOP
OJS02	208+60.19	19.18' RT	481979.29	814824.82	873.78	TOP	OJS15	208+39.81	25.74' RT	481981.91	814803.57	873.19	MATCH
OJS03	209+18.66	28.91' RT	481946.67	814876.17	873.60	TOP	OJS16	208+39.81	30.52' RT	481977.57	814801.55	873.29	MATCH
OJS04	209+18.96	18.92' RT	481955.88	814880.06	873.45	TOP	OJS17	209+19.07	16.92' RT	481957.70	814880.89	872.36	EOP
OJS05	209+33.50	30.41' RT	481939.85	814890.04	872.92		OJS18	208+81.00	27.60' RT	481962.80	814840.65	873.80	TOP
OJS06	209+33.53	20.41' RT	481949.23	814893.51	872.78		OJS19	208+87.36	27.53' RT	481960.24	814846.71	873.76	TOP
OJS07	209+62.52	34.50' RT	481926.12	814917.25	872.92	MATCH	OJS20	208+81.02	28.70' RT	481961.79	814840.23	873.21	FOW
OJS08	209+62.55	28.72' RT	481931.61	814919.07	872.83	MATCH	OJS21	208+87.37	28.63' RT	481959.22	814846.28	873.18	FOW
OJS09	209+48.15	18.42' RT	481946.09	814908.29	872.20	MATCH	OJS22	209+41.33	40.01' RT	481928.05	814894.49	873.21	FOW
OJS10	209+48.26	8.42' RT	481955.50	814911.66	872.40	MATCH	OJS23	209+52.65	34.58' RT	481929.30	814907.46	872.70	FOW
OJS11	208+39.81	7.87' RT	481998.12	814811.08	0.00	MATCH	OJS24	208+81.16	38.50' RT	481952.77	814836.40	873.07	BOW
OJS12	208+39.81	19.21' RT	481987.83	814806.31	872.77	MATCH	OJS25	208+87.44	38.43' RT	481950.20	814842.46	873.03	BOW
OJS13	208+46.67	19.17' RT	481984.99	814812.55	872.73	MATCH							

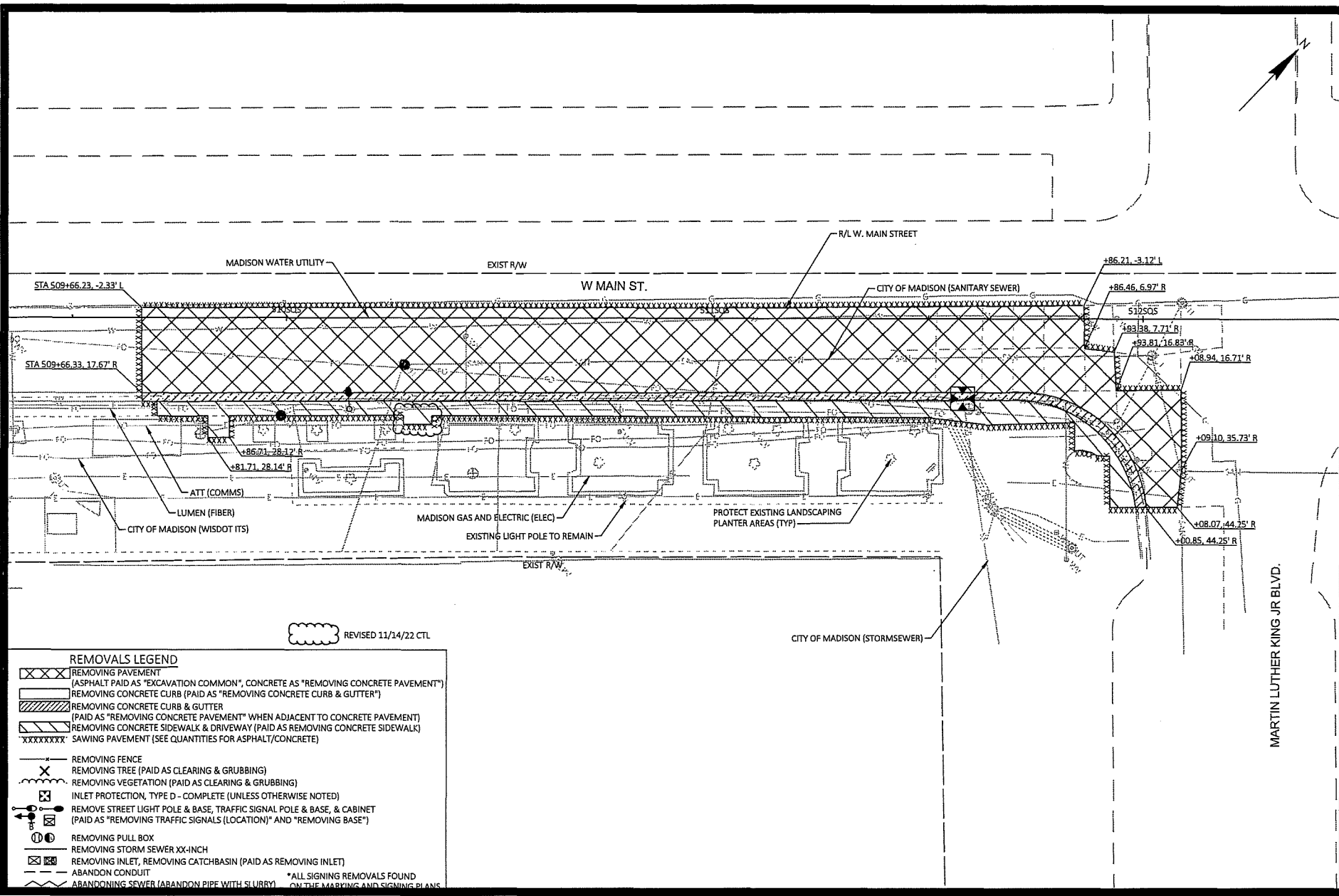
REVISED 11/07/22 MEM

PROJECT	60631225P
DATE	11/07/22
REVISION	
SCALE	1" = 20'
DESIGNED BY	ACCORD/DAK
CHECKED BY	ACCORD/DAK
DATE	2022-11-07
PROJECT NO.	60631225P

60631225P  
 CITY OF MADISON, DANE COUNTY, WI  
 CONTRACT NO: 60631225C  
 GRADING PLAN: EB W. JOHNSON STREET AT N. ORCHARD STREET  
 BUS RAPID TRANSIT  
 CITY OF MADISON



60631225P  
 G-21W



REVISED 11/14/22 CTL

REMOVALS LEGEND	
	REMOVING PAVEMENT (ASPHALT PAID AS "EXCAVATION COMMON", CONCRETE AS "REMOVING CONCRETE PAVEMENT")
	REMOVING CONCRETE CURB (PAID AS "REMOVING CONCRETE CURB & GUTTER")
	REMOVING CONCRETE CURB & GUTTER (PAID AS "REMOVING CONCRETE PAVEMENT" WHEN ADJACENT TO CONCRETE PAVEMENT)
	REMOVING CONCRETE SIDEWALK & DRIVEWAY (PAID AS REMOVING CONCRETE SIDEWALK)
	'XXXXXXXX' SAWING PAVEMENT (SEE QUANTITIES FOR ASPHALT/CONCRETE)
	REMOVING FENCE
	REMOVING TREE (PAID AS CLEARING & GRUBBING)
	REMOVING VEGETATION (PAID AS CLEARING & GRUBBING)
	INLET PROTECTION, TYPE D - COMPLETE (UNLESS OTHERWISE NOTED)
	REMOVE STREET LIGHT POLE & BASE, TRAFFIC SIGNAL POLE & BASE, & CABINET (PAID AS "REMOVING TRAFFIC SIGNALS (LOCATION)" AND "REMOVING BASE")
	REMOVING PULL BOX
	REMOVING STORM SEWER XX-INCH
	REMOVING INLET, REMOVING CATCHBASIN (PAID AS REMOVING INLET)
	ABANDON CONDUIT
	ABANDONING SEWER (ABANDON PIPE WITH SLURRY)
*ALL SIGNING REMOVALS FOUND ON THE MARKING AND SIGNING PLANS	

NO.	DATE	BY
1	11/14/22	CTL

ADDED: 04/13  
 REVISION  
 Checked By: rmmw Date: 2022/11/14  
 Scale: 1" = 20'  
 60631225P

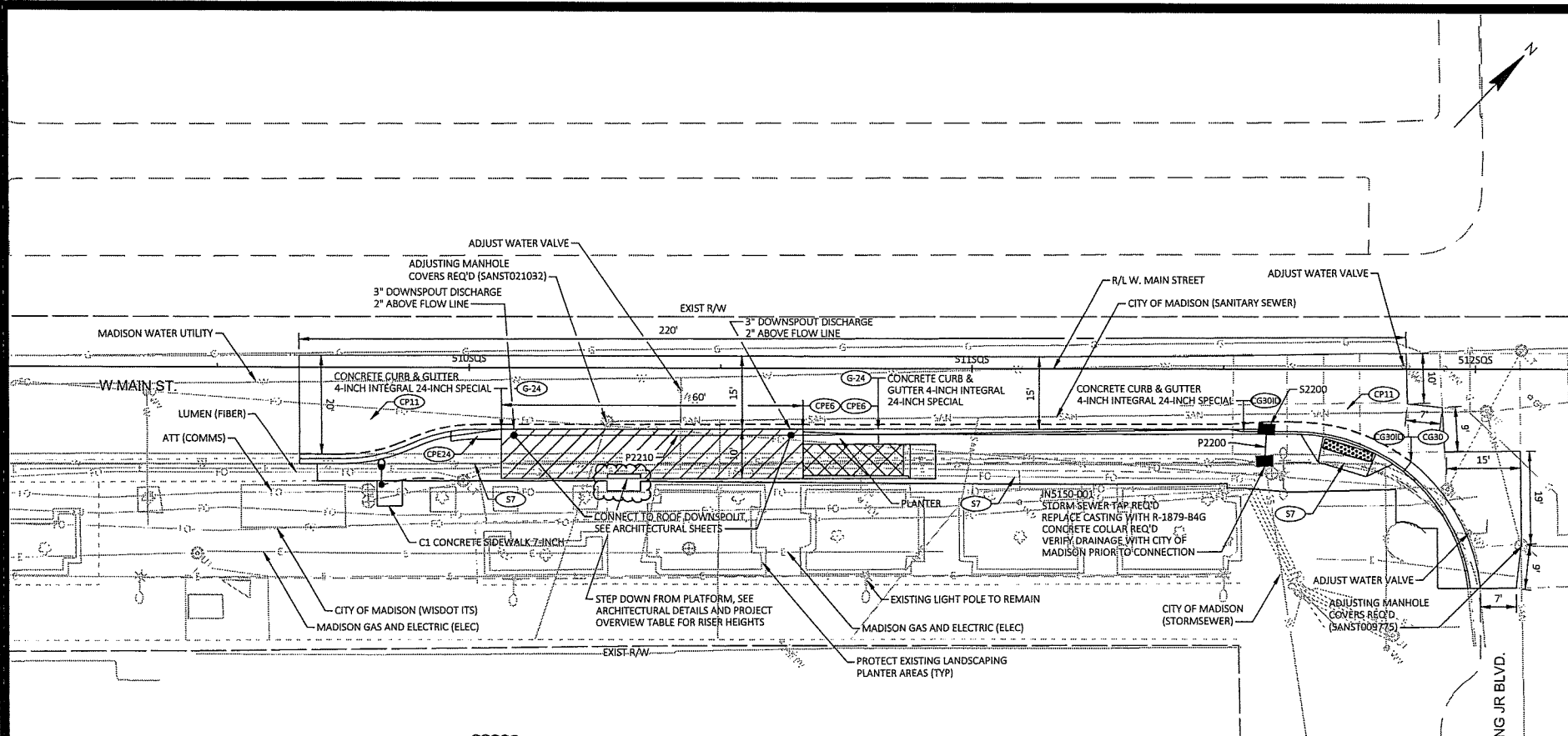
60631225P  
 CITY OF MADISON, DANE COUNTY, WI  
 CONTRACT NO: 60631225C

REMOVAL PLAN: EB MAIN ST AT MARTIN LUTHER KING JR. BLVD  
 BUS RAPID TRANSIT  
 CITY OF MADISON



60631225P

R5-E



REVISED 11/14/22 CTL

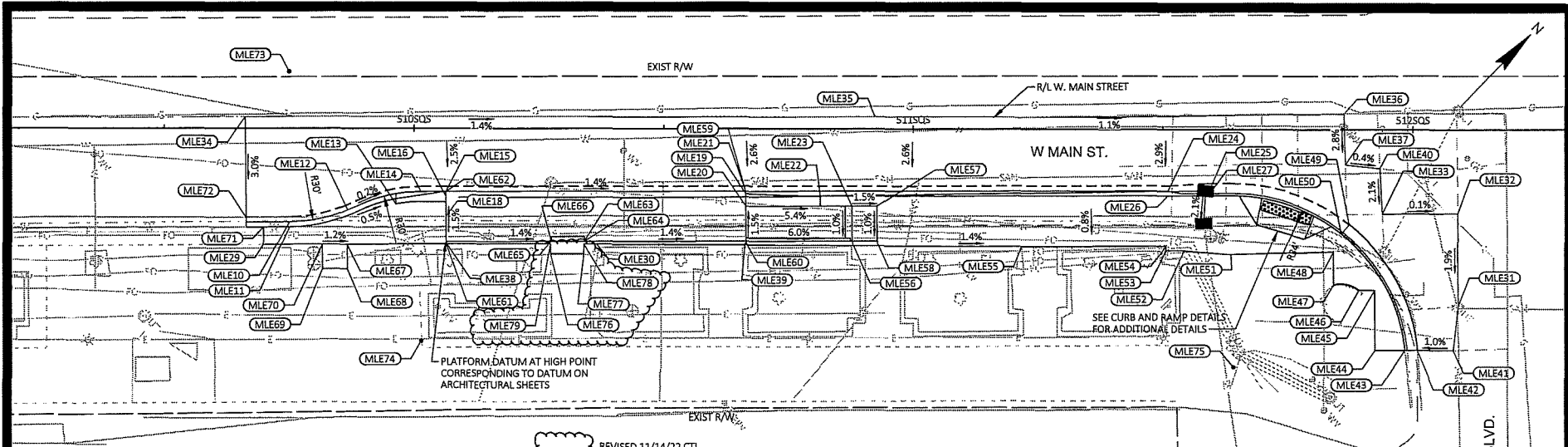
SITE PLAN LEGEND	
	REINFORCED CONCRETE PLATFORM TYPE X
	CONCRETE PLATFORM RAMP (SLOPED WALKWAY)
	CONCRETE PAVEMENT X-INCH, SEE GENERAL NOTES FOR STRUCTURE
	X-INCH HMA PAVEMENT, SEE GENERAL NOTES FOR STRUCTURE
	CONCRETE PAVEMENT X-INCH, COLORING CONCRETE WISDOT RED
	CONCRETE SIDEWALK 5-INCH
	CONCRETE SIDEWALK 7-INCH
	TOPSOIL, SEEDING & EROSION MAT URBAN CLASS I TYPE A
	CURB RAMP DETECTABLE WARNING FIELD NATURAL PATINA
	CLEAR AREA
	LOCAL ROUTE BOARDING AREA
	CONCRETE SIDEWALK X-INCH, STAMPING COLORED CONCRETE
	TREES
	TREE PROTECTION
	← PLANT SYMBOL
	← QUANTITY
	CD CONCRETE DRIVEWAY 7-INCH
	G-12 CONCRETE GUTTER 12-INCH OR 24-INCH (PAVED INTEGRAL TO LANE)
	G-24 CONCRETE GUTTER 12-INCH OR 24-INCH (PAVED INTEGRAL TO LANE)
	G30(D) CONCRETE CURB & GUTTER INTEGRAL 30-INCH TYPE D
	G24(J) G30(J) CONCRETE CURB & GUTTER INTEGRAL 24-INCH OR 30-INCH TYPE J (MOUNTABLE)
	CG-XX CONCRETE CURB & GUTTER XX-INCH TYPE X
	CP CONCRETE CURB PEDESTRIAN
	CPE6 CPE24 CONCRETE CURB EXTENSION 6-INCH OR 24-INCH
	CG24(H) CONCRETE CURB & GUTTER 24-INCH TYPE H SPECIAL
	CG18(J) CG24(J) CONCRETE CURB & GUTTER INTEGRAL 18-INCH OR 24-INCH SPECIAL
	BR BIKE RACK (MOUNTED TO CONCRETE)
	X### SEE STORM SEWER SCHEDULE

PROJECT NO.	60631225P
DATE	11/14/22
BY	CTL
REVISION	
MARK	
Developed By	mmw/Date: 7/22/23-1-14
60631225P	
Scale	1" = 20'-0"

60631225P  
 CITY OF MADISON, DANE COUNTY, WI  
 CONTRACT NO: 60631225C

SITE PLAN: EB MAIN ST AT MARTIN LUTHER KING JR. BLVD  
 BUS RAPID TRANSIT  
 CITY OF MADISON

60631225P  
 P5-E



REVISED 11/14/22 CTL

STATION & OFFSET TABLE						
POINT	STATION	OFFSET	Y COORDS	X COORDS	ELEVATION	COMMENT
MLE10	509+75.05 SQS	18.65' RT	482358.82	821287.06	921.42	FL
MLE11	509+75.06 SQS	19.72' RT	482358.05	821287.80	921.75	BOC
MLE12	509+86.75 SQS	16.24' RT	482368.64	821293.85	921.36	FL
MLE13	509+96.33 SQS	15.06' RT	482376.11	821299.97	921.65	BOC
MLE14	510+01.32 SQS	12.60' RT	482381.34	821301.88	921.29	FL
MLE15	510+05.32 SQS	12.59' RT	482384.80	821305.49	922.36	TOP
MLE16	510+06.32 SQS	13.59' RT	482384.08	821306.18	921.58	BOC
MLE18	510+06.33 SQS	17.59' RT	482381.19	821308.95	922.45	TOP
MLE19	510+66.32 SQS	12.95' RT	482425.96	821349.14	921.52	TOP
MLE20	510+66.33 SQS	15.46' RT	482424.16	821350.87	921.56	TOP
MLE21	510+66.32 SQS	12.46' RT	482426.32	821348.80	921.52	TOP
MLE22	510+81.32 SQS	13.48' RT	482435.94	821360.35	920.71	BOC
MLE23	510+87.66 SQS	15.41' RT	482438.92	821366.27	920.45	FOW
MLE24	511+50.96 SQS	12.27' RT	482484.90	821409.89	919.23	FL
MLE25	511+58.98 SQS	12.76' RT	482490.09	821416.03	919.12	FL
MLE26	511+50.96 SQS	13.28' RT	482484.17	821410.59	919.56	BOC
MLE27	511+58.99 SQS	13.26' RT	482489.73	821416.38	919.45	BOC
MLE29	509+69.86 SQS	23.18' RT	482351.96	821286.43	922.01	MATCH
MLE30	510+36.58 SQS	23.02' RT	482398.14	821334.58	921.16	MATCH
MLE31	512+09.10 SQS	35.42' RT	482508.30	821467.93	918.52	MATCH
MLE32	512+08.94 SQS	16.71' RT	482521.72	821454.89	918.88	MATCH
MLE33	511+93.81 SQS	16.83' RT	482511.19	821444.03	918.89	MATCH
MLE34	509+66.23 SQS	2.33' LT	482367.90	821266.18	922.17	MATCH

STATION & OFFSET TABLE						
POINT	STATION	OFFSET	Y COORDS	X COORDS	ELEVATION	COMMENT
MLE35	510+92.39 SQS	2.39' LT	482455.06	821357.40	920.41	MATCH
MLE36	511+86.21 SQS	3.12' LT	482520.38	821424.76	919.40	MATCH
MLE37	511+86.46 SQS	6.97' RT	482513.25	821431.91	919.12	MATCH
MLE38	510+06.35 SQS	22.59' RT	482377.58	821312.41	922.53	TOP
MLE39	510+66.35 SQS	22.46' RT	482419.10	821355.72	921.66	TOP
MLE40	511+93.38 SQS	7.71' RT	482517.49	821437.43	919.08	MACH
MLE41	512+08.07 SQS	44.25' RT	482501.20	821473.28	918.39	MATCH
MLE42	512+00.86 SQS	44.28' RT	482496.20	821468.08	918.32	MATCH
MLE43	511+98.36 SQS	44.27' RT	482494.49	821466.26	918.45	MATCH
MLE44	511+92.40 SQS	44.25' RT	482490.39	821461.94	918.64	MATCH
MLE45	511+92.35 SQS	32.24' RT	482499.04	821453.61	918.79	MATCH
MLE46	511+89.20 SQS	32.25' RT	482496.85	821451.34	918.88	MATCH
MLE47	511+84.14 SQS	31.14' RT	482494.16	821446.91	918.93	MATCH
MLE48	511+84.12 SQS	24.45' RT	482498.99	821442.28	918.98	MATCH
MLE49	511+87.20 SQS	18.89' RT	482505.13	821440.67	918.82	EOP
MLE50	511+85.63 SQS	20.84' RT	482502.64	821440.89	919.07	BOC
MLE51	511+63.65 SQS	24.96' RT	482484.49	821427.83	919.05	MATCH
MLE52	511+54.25 SQS	24.19' RT	482478.55	821420.50	919.30	MATCH
MLE53	511+50.62 SQS	24.22' RT	482476.03	821417.89	919.48	MATCH
MLE54	511+50.66 SQS	23.34' RT	482476.69	821417.32	919.47	MATCH
MLE55	511+21.75 SQS	23.44' RT	482456.65	821396.48	919.88	MATCH
MLE56	510+87.68 SQS	22.41' RT	482433.87	821371.12	920.38	FOW
MLE57	510+92.66 SQS	15.40' RT	482442.38	821369.88	920.38	FOW

STATION & OFFSET TABLE						
POINT	STATION	OFFSET	Y COORDS	X COORDS	ELEVATION	COMMENT
MLE58	510+92.68 SQS	22.40' RT	482437.33	821374.73	920.31	FOW
MLE59	510+66.32 SQS	12.46' RT	482426.32	821348.80	920.39	FL
MLE60	510+66.35 SQS	22.46' RT	482419.10	821355.72	920.71	FOW
MLE61	510+06.35 SQS	22.59' RT	482377.58	821312.41	921.57	FOW
MLE62	510+06.32 SQS	12.59' RT	482384.80	821305.49	921.26	FL
MLE63	510+33.98 SQS	22.53' RT	482396.71	821332.36	922.13	TOP
MLE64	510+33.98 SQS	22.53' RT	482396.71	821332.36	921.21	FOW
MLE65	510+27.40 SQS	22.54' RT	482392.15	821327.61	922.23	TOP
MLE66	510+27.40 SQS	22.54' RT	482392.15	821327.61	921.31	FOW
MLE67	509+86.68 SQS	23.09' RT	482363.64	821298.54	921.81	BOW
MLE68	509+86.71 SQS	28.11' RT	482360.02	821302.02	921.97	MATCH
MLE69	509+81.71 SQS	28.13' RT	482356.56	821298.42	922.01	MATCH
MLE70	509+81.69 SQS	23.11' RT	482360.18	821294.94	921.87	BOW
MLE71	509+69.84 SQS	19.67' RT	482354.48	821283.99	921.91	BOC
MLE72	509+66.33 SQS	17.68' RT	482353.50	821280.08	921.56	MATCH
MLE73	509+74.96 SQS	11.35' LT	482380.45	821266.28	0.00	RADIUS*
MLE74	510+01.41 SQS	42.60' RT	482359.70	821322.66	0.00	RADIUS*
MLE75	511+64.03 SQS	47.75' RT	482468.27	821443.84	0.00	RADIUS*
MLE76	510+27.30 SQS	24.98' RT	482390.33	821329.22	921.33	MATCH
MLE77	510+33.97 SQS	25.01' RT	482394.90	821334.06	921.49	MATCH
MLE78	510+33.98 SQS	23.01' RT	482396.36	821332.69	921.19	MATCH
MLE79	510+27.31 SQS	22.98' RT	482391.78	821327.84	921.31	MATCH

\* POINTS USED FOR CENTER MAY HAVE ZERO OR APPROXIMATED ELEVATIONS - THESE POINTS ARE INCLUDED IN THE TABLE FOR HORIZONTAL LOCATION. THE VERTICAL ELEVATION OF THESE POINTS ARE NOT INTENDED FOR CONSTRUCTION.

60631225P

CITY OF MADISON, DANE COUNTY, WI

CONTRACT NO: 60631225C

GRADING PLAN: EB MAIN ST AT MARTIN LUTHER KING JR. BLVD

BUS RAPID TRANSIT

CITY OF MADISON

60631225P

G5-E

DATE: 11/14/22

SCALE: 1"=20'

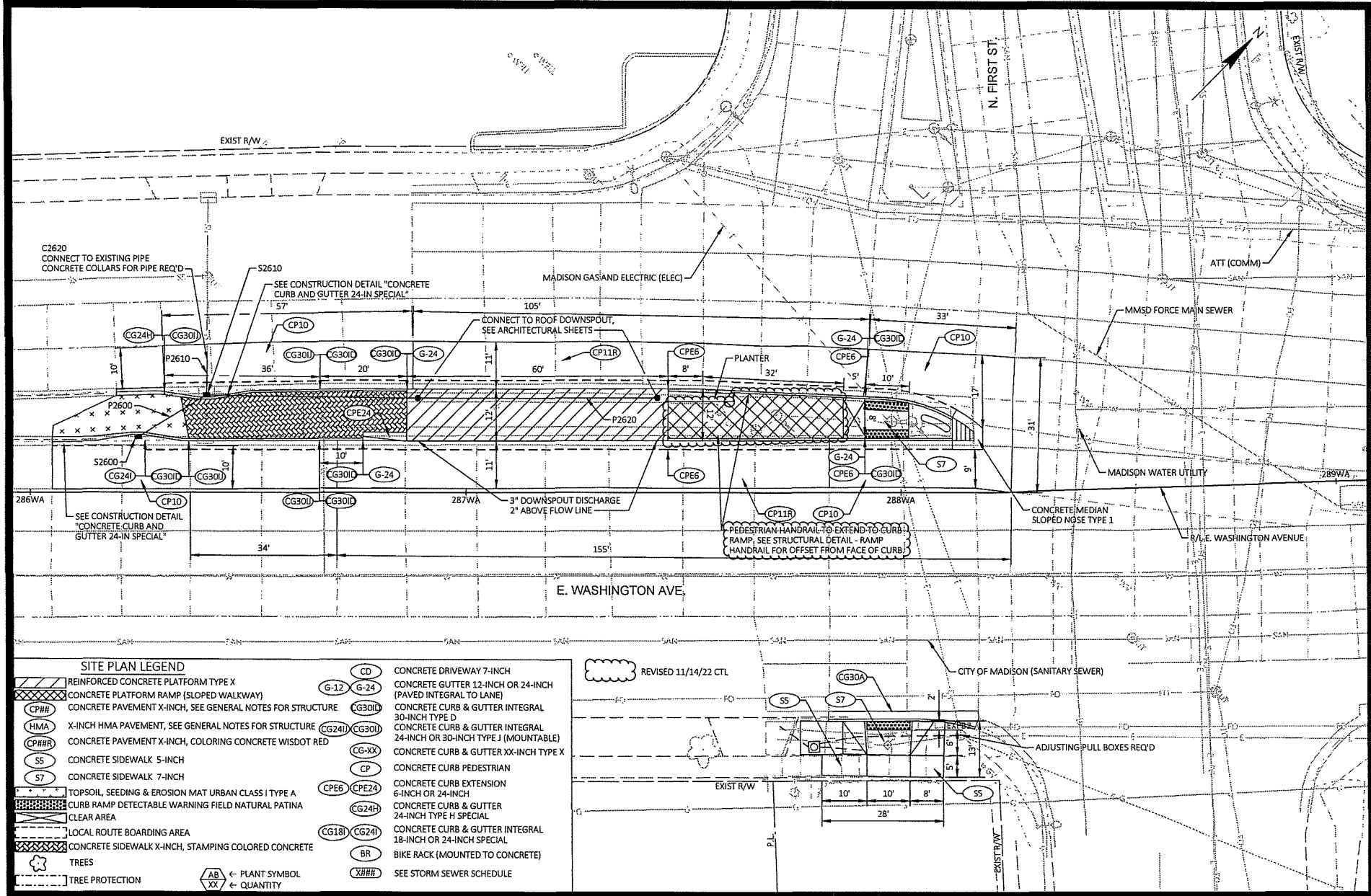
PROJECT: EB MAIN ST AT MARTIN LUTHER KING JR. BLVD

DESIGNER: [unreadable]

CHECKER: [unreadable]

DATE: 11/14/22





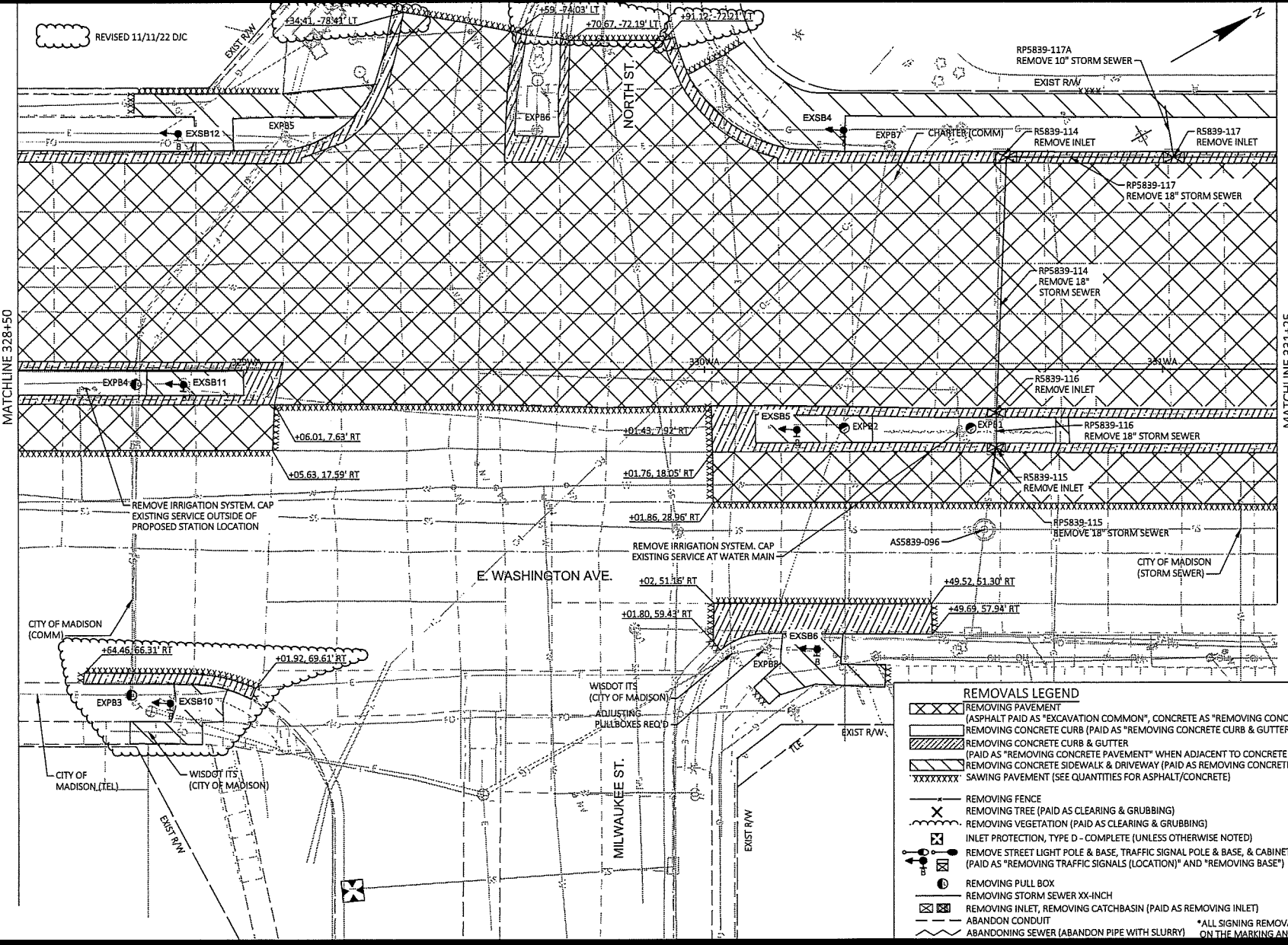
**SITE PLAN LEGEND**

	REINFORCED CONCRETE PLATFORM TYPE X		G-12	CONCRETE GUTTER 12-INCH
	CONCRETE PLATFORM RAMP (SLOPED WALKWAY)		G-24	CONCRETE GUTTER 24-INCH OR 24-INCH (PAVED INTEGRAL TO LANE)
	CONCRETE PAVEMENT X-INCH, SEE GENERAL NOTES FOR STRUCTURE		CG30H	CONCRETE CURB & GUTTER INTEGRAL 30-INCH TYPE D
	X-INCH HMA PAVEMENT, SEE GENERAL NOTES FOR STRUCTURE		CG24H	CONCRETE CURB & GUTTER INTEGRAL 24-INCH OR 30-INCH TYPE J (MOUNTABLE)
	CONCRETE PAVEMENT X-INCH, COLORING CONCRETE WISDOT RED		CG-X	CONCRETE CURB & GUTTER XX-INCH TYPE X
	CONCRETE SIDEWALK 5-INCH		CP	CONCRETE CURB PEDESTRIAN
	CONCRETE SIDEWALK 7-INCH		CPE6	CONCRETE CURB EXTENSION 6-INCH OR 24-INCH
	TOPSOIL, SEEDING & EROSION MAT URBAN CLASS I TYPE A		CG24H	CONCRETE CURB & GUTTER 24-INCH TYPE H SPECIAL
	CURB RAMP DETECTABLE WARNING FIELD NATURAL PATINA		CG18H	CONCRETE CURB & GUTTER INTEGRAL 18-INCH OR 24-INCH SPECIAL
	CLEAR AREA		CG24H	CONCRETE CURB & GUTTER 24-INCH TYPE H SPECIAL
	LOCAL ROUTE BOARDING AREA		CG24H	CONCRETE CURB & GUTTER 24-INCH TYPE H SPECIAL
	CONCRETE SIDEWALK X-INCH, STAMPING COLORED CONCRETE		BR	BIKE RACK (MOUNTED TO CONCRETE)
	TREES		X###	SEE STORM SEWER SCHEDULE
	TREE PROTECTION			

60631225P  
 CITY OF MADISON, DANE COUNTY, WI  
 CONTRACT NO: 60631225C  
 SITE PLAN: E. WASHINGTON AVENUE AT FIRST STREET  
 BUS RAPID TRANSIT  
 CITY OF MADISON  
 60631225P  
 P10-E

FILE NAME: C:\WORK\PROJECTS\60631\_2022\60631225P\60631225P\_P10-E.dwg  
 LAST PLOT DATE: 2022-11-14  
 LAST PLOT BY: JPH

REVISED 11/11/22 DIC



MATCHLINE 328+50

MATCHLINE 331+25

REMOVALS LEGEND	
	REMOVING PAVEMENT (ASPHALT PAID AS "EXCAVATION COMMON", CONCRETE AS "REMOVING CONCRETE PAVEMENT")
	REMOVING CONCRETE CURB (PAID AS "REMOVING CONCRETE CURB & GUTTER")
	REMOVING CONCRETE CURB & GUTTER (PAID AS "REMOVING CONCRETE PAVEMENT" WHEN ADJACENT TO CONCRETE PAVEMENT)
	REMOVING CONCRETE SIDEWALK & DRIVEWAY (PAID AS REMOVING CONCRETE SIDEWALK)
	SAWING PAVEMENT (SEE QUANTITIES FOR ASPHALT/CONCRETE)
	REMOVING FENCE
	REMOVING TREE (PAID AS CLEARING & GRUBBING)
	REMOVING VEGETATION (PAID AS CLEARING & GRUBBING)
	INLET PROTECTION, TYPE D - COMPLETE (UNLESS OTHERWISE NOTED)
	REMOVE STREET LIGHT POLE & BASE, TRAFFIC SIGNAL POLE & BASE, & CABINET (PAID AS "REMOVING TRAFFIC SIGNALS (LOCATION)" AND "REMOVING BASE")
	REMOVING PULL BOX
	REMOVING STORM SEWER XX-INCH
	REMOVING INLET, REMOVING CATCHBASIN (PAID AS REMOVING INLET)
	ABANDON CONDUIT
	ABANDONING SEWER (ABANDON PIPE WITH SLURRY)

\*ALL SIGNING REMOVALS FOUND ON THE MARKING AND SIGNING PLANS

DATE	11/11/22	BY	BT
DESIGNED BY	MMW	CHECKED BY	MMW
SCALE	AS SHOWN	DATE	11/11/22
PROJECT NO.	2022-11-11	SCALE	1"=20' FT
PROJECT NAME	60631225P		

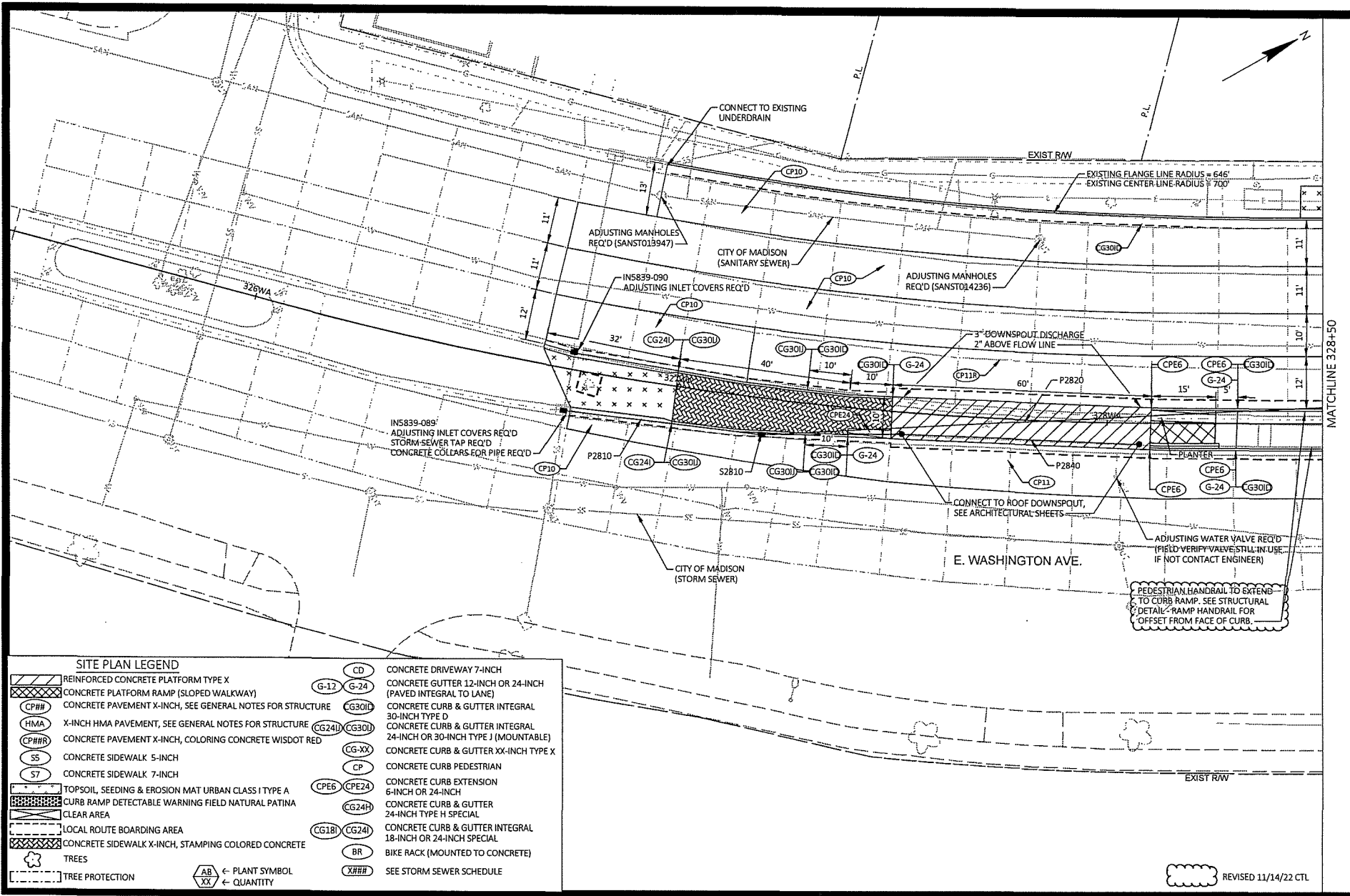
REMOVAL PLAN: E. WASHINGTON AVENUE AT MILWAUKEE STREET  
 BUS RAPID TRANSIT  
 CITY OF MADISON  
 60631225P  
 CITY OF MADISON, DANE COUNTY, WI  
 CONTRACT NO: 60631225C



60631225P

R13

FILE NAME: C:\PWORKING\ECOM\_1370\_M\_2019\CO01428\00107151050236\_PWDJWG  
 LAYOUT NAME: 030236\_LP  
 LAST PLOT DATE: 2022-11-11



SITE PLAN LEGEND	
	REINFORCED CONCRETE PLATFORM TYPE X
	CONCRETE PLATFORM RAMP (SLOPED WALKWAY)
	CONCRETE PAVEMENT X-INCH, SEE GENERAL NOTES FOR STRUCTURE
	X-INCH HMA PAVEMENT, SEE GENERAL NOTES FOR STRUCTURE
	CONCRETE PAVEMENT X-INCH, COLORING CONCRETE WISDOT RED
	CONCRETE SIDEWALK 5-INCH
	CONCRETE SIDEWALK 7-INCH
	TOPSOIL, SEEDING & EROSION MAT URBAN CLASS I TYPE A
	CURB RAMP DETECTABLE WARNING FIELD NATURAL PATINA
	CLEAR AREA
	LOCAL ROUTE BOARDING AREA
	CONCRETE SIDEWALK X-INCH, STAMPING COLORED CONCRETE
	TREES
	TREE PROTECTION
	← PLANT SYMBOL
	← QUANTITY
	CONCRETE DRIVEWAY 7-INCH
	CONCRETE GUTTER 12-INCH OR 24-INCH (PAVED INTEGRAL TO LANE)
	CONCRETE GUTTER 12-INCH OR 24-INCH (PAVED INTEGRAL TO LANE)
	CONCRETE CURB & GUTTER INTEGRAL 30-INCH TYPE D
	CONCRETE CURB & GUTTER INTEGRAL 24-INCH OR 30-INCH TYPE J (MOUNTABLE)
	CONCRETE CURB & GUTTER INTEGRAL 30-INCH TYPE D
	CONCRETE CURB & GUTTER INTEGRAL 24-INCH OR 30-INCH TYPE J (MOUNTABLE)
	CONCRETE CURB & GUTTER XX-INCH TYPE X
	CONCRETE CURB PEDESTRIAN
	CONCRETE CURB EXTENSION 6-INCH OR 24-INCH
	CONCRETE CURB EXTENSION 6-INCH OR 24-INCH
	CONCRETE CURB & GUTTER 24-INCH TYPE H SPECIAL
	CONCRETE CURB & GUTTER INTEGRAL 18-INCH OR 24-INCH SPECIAL
	CONCRETE CURB & GUTTER INTEGRAL 18-INCH OR 24-INCH SPECIAL
	BIKE RACK (MOUNTED TO CONCRETE)
	SEE STORM SEWER SCHEDULE

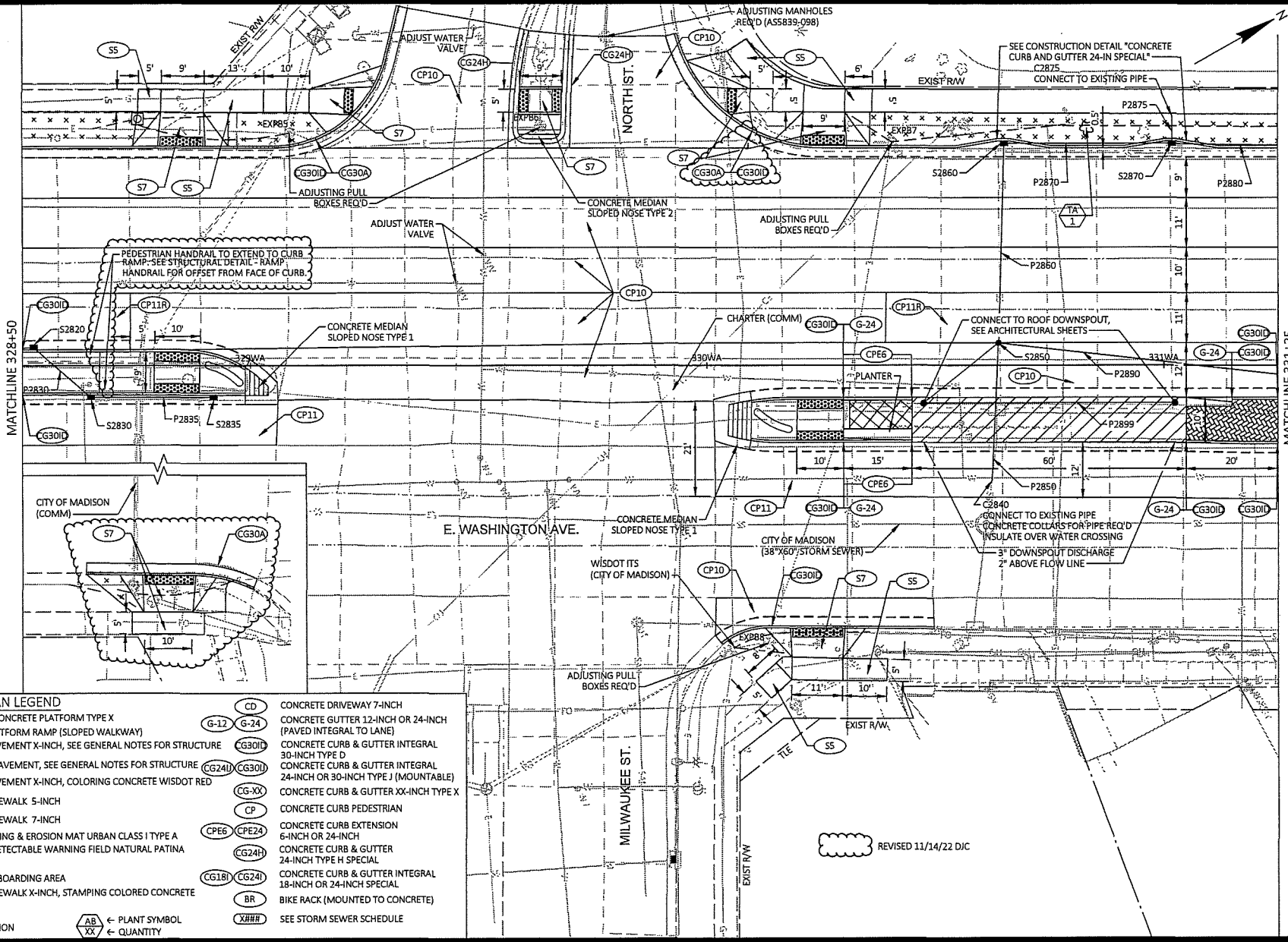
REVISION	DATE	BY
1	11/14/22	CTL
2		
3		

60631225P  
 CITY OF MADISON, DANE COUNTY, WI  
 CONTRACT NO. 80631225C

SITE PLAN: E. WASHINGTON AVENUE AT MILWAUKEE STREET  
 BUS RAPID TRANSIT  
 CITY OF MADISON

60631225P  
 P12-E  
 REVISION 11/14/22 CTL

FILE NAME: C:\WORK\PROJECTS\80631225\_P12-E\80631225\_P12-E\_SIT PLAN.dwg  
 LAST PLOT DATE: 2022-11-14  
 LAYOUT NAME: 80631225\_P12-E



MATCHLINE 328+50

MATCHLINE 331+25

**SITE PLAN LEGEND**

- |  |   |  |   |
|--|---|--|---|
|  | REINFORCED CONCRETE PLATFORM TYPE X                       |  | CONCRETE DRIVEWAY 7-INCH  |
|  | CONCRETE PLATFORM RAMP (SLOPED WALKWAY)                   |  | CONCRETE GUTTER 12-INCH OR 24-INCH (PAVED INTEGRAL TO LANE)           |
|  | CONCRETE PAVEMENT X-INCH, SEE GENERAL NOTES FOR STRUCTURE |  | CONCRETE CURB & GUTTER INTEGRAL 30-INCH TYPE D                        |
|  | X-INCH HMA PAVEMENT, SEE GENERAL NOTES FOR STRUCTURE      |  | CONCRETE CURB & GUTTER INTEGRAL 24-INCH OR 30-INCH TYPE J (MOUNTABLE) |
|  | CONCRETE PAVEMENT X-INCH, COLORING CONCRETE WISDOT RED    |  | CONCRETE CURB & GUTTER XX-INCH TYPE X                                 |
|  | CONCRETE SIDEWALK 5-INCH                                  |  | CONCRETE CURB PEDESTRIAN  |
|  | CONCRETE SIDEWALK 7-INCH                                  |  | CONCRETE CURB EXTENSION 6-INCH OR 24-INCH                             |
|  | TOPSOIL, SEEDING & EROSION MAT URBAN CLASS I TYPE A       |  | CONCRETE CURB & GUTTER 24-INCH TYPE H SPECIAL                         |
|  | CURB RAMP DETECTABLE WARNING FIELD NATURAL PATINA         |  | CONCRETE CURB & GUTTER INTEGRAL 18-INCH OR 24-INCH SPECIAL            |
|  | CLEAR AREA  |  | BIKE RACK (MOUNTED TO CONCRETE)                                       |
|  | LOCAL ROUTE BOARDING AREA                                 |  | SEE STORM SEWER SCHEDULE  |
|  | CONCRETE SIDEWALK X-INCH, STAMPING COLORED CONCRETE       |  |   |
|  | TREES   |  |   |
|  | TREE PROTECTION   |  |   |
|  | ← PLANT SYMBOL  |  |   |
|  | ← QUANTITY  |  |   |

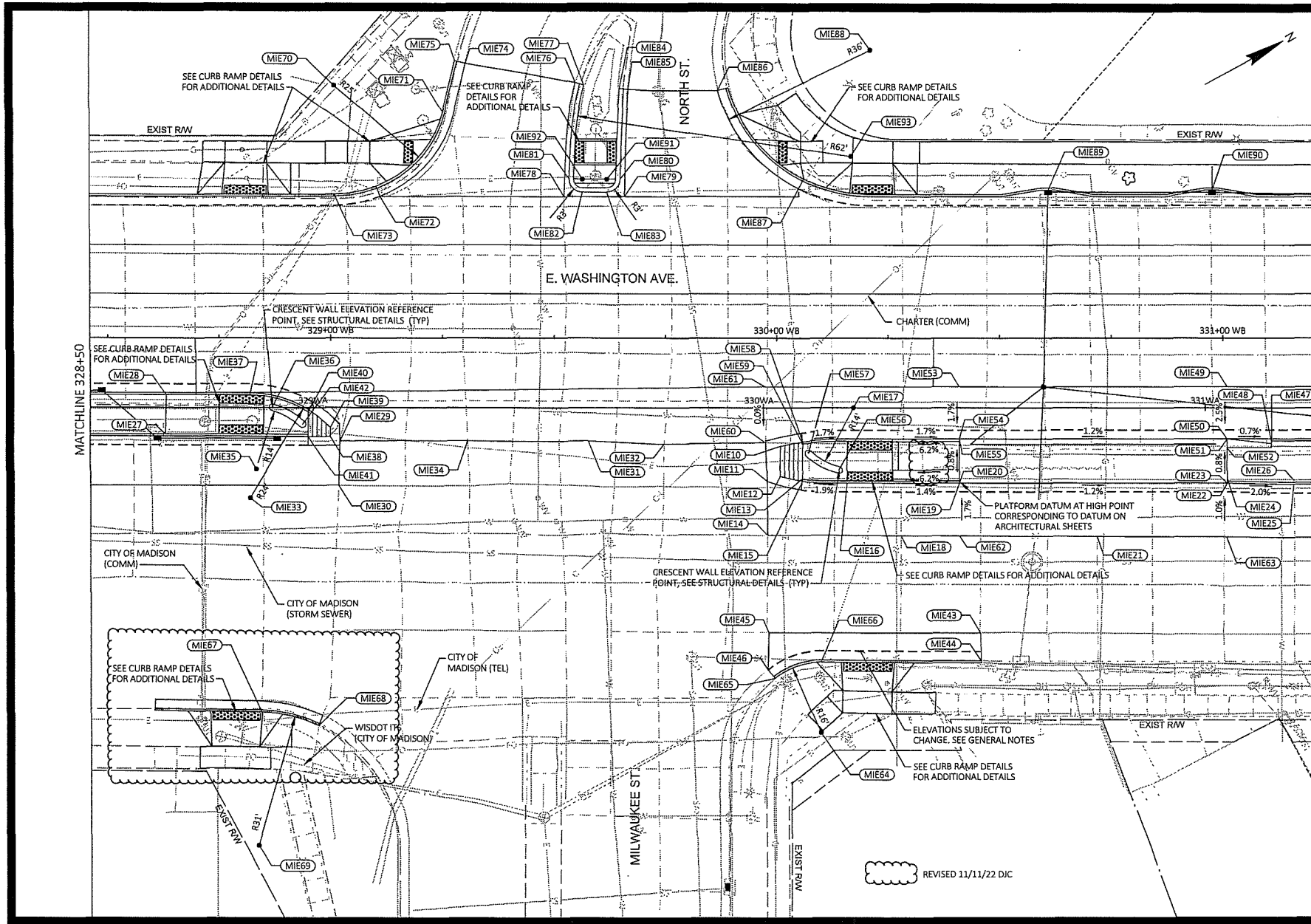
REVISED 11/14/22 DJC

SITE PLAN: E. WASHINGTON AVENUE AT MILWAUKEE STREET  
 BUS RAPID TRANSIT  
**CITY OF MADISON**  
 60631225P  
 CONTRACT NO: 60631225C  
 CITY OF MADISON, DANE COUNTY, WI  
 60631225P  
 11/14/22 DJC  
 11/14/22  
 11/14/22



60631225P  
**P13**

FILE NAME: C:\WORKING\RECUM\_DWG\_No\_2024\WV11141\0010715\000037E\_PLN.DWG  
 LAST PLOT DATE: 2022-11-14  
 LAYOUT NAME: 00037\_P1



MATCHLINE 328+50  
 MATCHLINE 331+25

GRADING PLAN: E. WASHINGTON AVENUE AT MILWAUKEE STREET  
 CITY OF MADISON, DANE COUNTY, WI  
 BUS RAPID TRANSIT  
 CITY OF MADISON  
 CONTRACT NO: 60631225C  
 60631225P  
 60631225P



60631225P  
 G13-E

NO.	DATE	BY	DESCRIPTION
1	11/17/22	DJC	ADD/REVISE
WORK Drawn By: mmw Date: 2022-11-11 Scale: 1"=20' FT 60631225P			

FILE NAME: C:\P\WORKING\60631\_2250\_WA\_2022\02\22\60631225010715105023881\_MILWAUKEE\_LAYOUT\1011E-0023881\_P1

REVISED 11/11/22 DJC



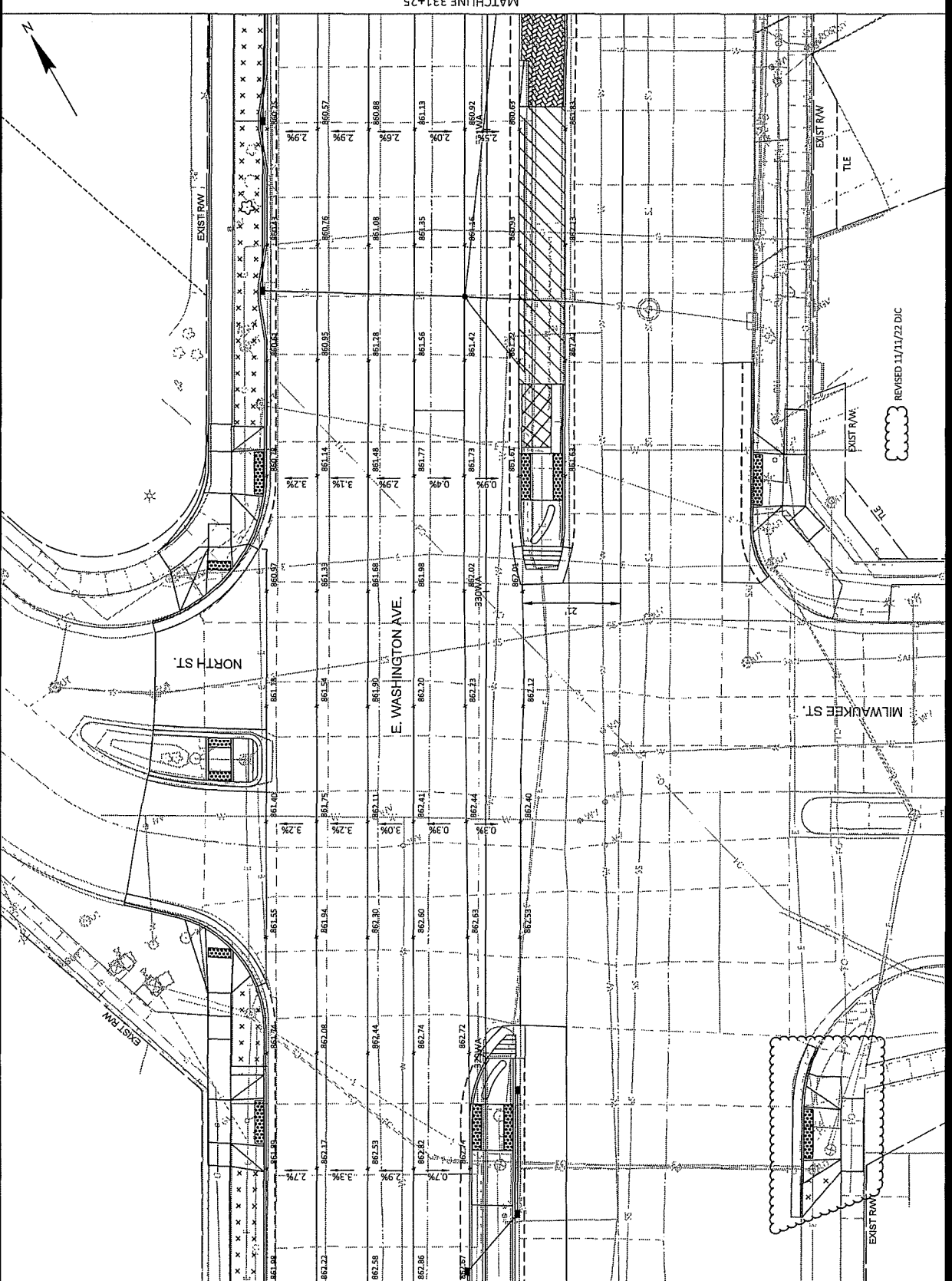
60631225P  
PD13-E

CITY OF MADISON  
BUS RAPID TRANSIT

PAVING DETAIL: E. WASHINGTON AVENUE AT MILWAUKEE STREET  
CITY OF MADISON, DANE COUNTY, WI  
CONTRACT NO: 60631225C

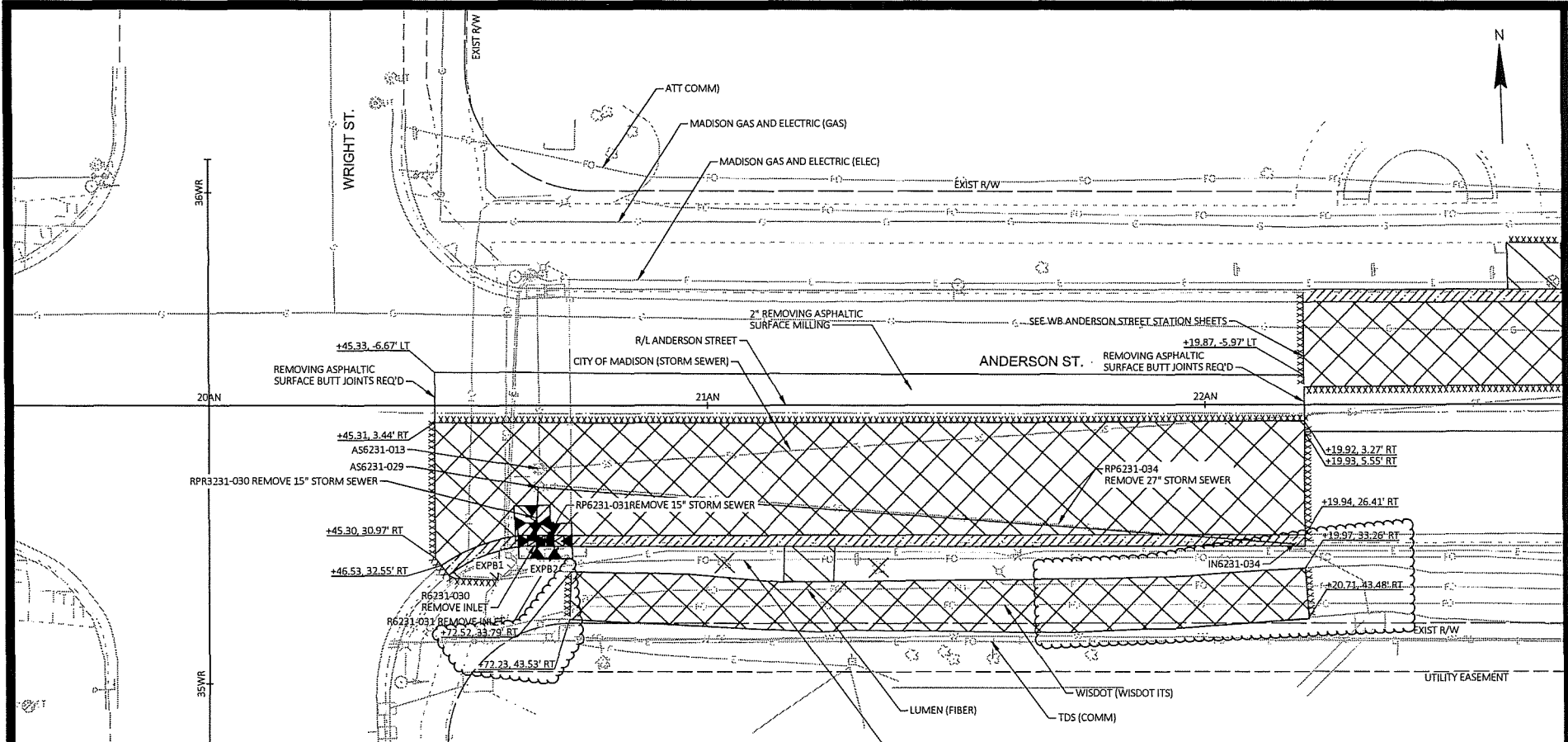
NO.	DATE	REVISION
1	11/11/22	ADDENDUM 3
Prepared by: stram, dlc, 2022-11-11		
Scale: 1" = 20' 11"		

FILE NAME: C:\WORKING\BACOM\_0520\_10\201AC021426\0107215050237D\_P.DWG  
LAYOUT NAME: 050237D.dgn  
LAST PLOT DATE: 2022-11-11



MATCHLINE 328+50

MATCHLINE 331+25



- REMOVALS LEGEND**
- REMOVING PAVEMENT (ASPHALT PAID AS "EXCAVATION COMMON", CONCRETE AS "REMOVING CONCRETE PAVEMENT")
  - REMOVING CONCRETE CURB (PAID AS "REMOVING CONCRETE CURB & GUTTER")
  - REMOVING CONCRETE CURB & GUTTER (PAID AS "REMOVING CONCRETE PAVEMENT" WHEN ADJACENT TO CONCRETE PAVEMENT)
  - REMOVING CONCRETE SIDEWALK & DRIVEWAY (PAID AS REMOVING CONCRETE SIDEWALK)
  - SAWING PAVEMENT (SEE QUANTITIES FOR ASPHALT/CONCRETE)
  - REMOVING FENCE
  - REMOVING TREE (PAID AS CLEARING & GRUBBING)
  - REMOVING VEGETATION (PAID AS CLEARING & GRUBBING)
  - INLET PROTECTION, TYPE D - COMPLETE (UNLESS OTHERWISE NOTED)
  - REMOVE STREET LIGHT POLE & BASE, TRAFFIC SIGNAL POLE & BASE, & CABINET (PAID AS "REMOVING TRAFFIC SIGNALS (LOCATION)" AND "REMOVING BASE")
  - REMOVING PULL BOX
  - REMOVING STORM SEWER XX-INCH
  - REMOVING INLET, REMOVING CATCHBASIN (PAID AS REMOVING INLET)
  - ABANDON CONDUIT
  - ABANDONING SEWER (ABANDON PIPE WITH SLURRY)
- \*ALL SIGNING REMOVALS FOUND ON THE MARKING AND SIGNING PLANS

REVISED 11/11/22 DIC

DATE	11/11/22	DIC
REVISION	ADD 60631225P	
MARK		
DESIGNED BY	TMM/Dir: 2022-11-11	
CHECKED BY	60631225P	
SCALE	1"=20' FT	

60631225P  
CITY OF MADISON, DANE COUNTY, WI  
CONTRACT NO: 60631225C

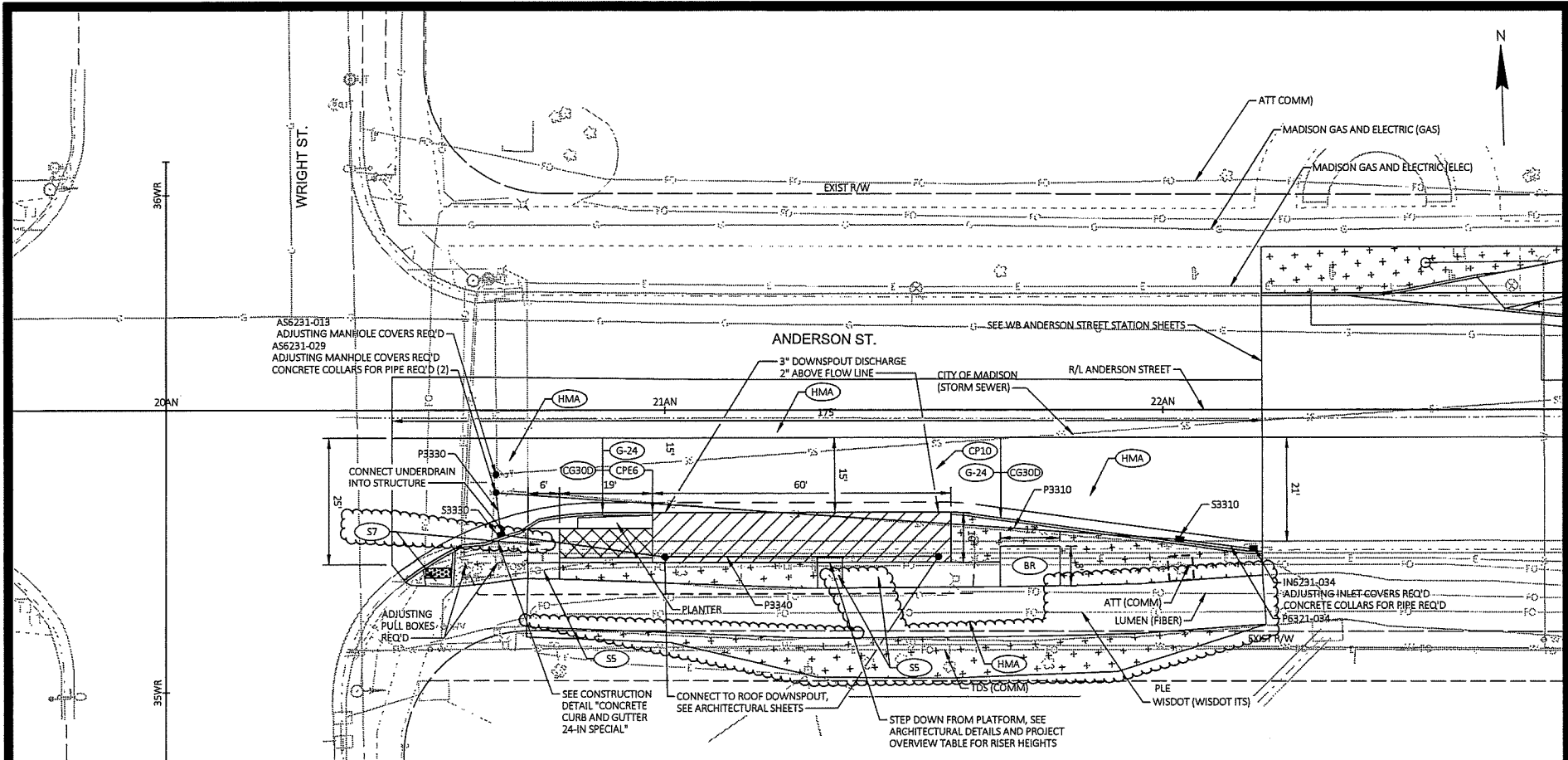
REMOVAL PLAN: EB ANDERSON STREET AT WRIGHT STREET  
BUS RAPID TRANSIT  
CITY OF MADISON



60631225P

R19-E

FILE NAME: C:\pwworking\16565666\_10522\_JA\_2025\CD021450\007115\60631225P.dwg  
LAST PLOT DATE: 2022-11-11  
LAST PLOT DATE: 2022-11-11



SITE PLAN LEGEND	
	REINFORCED CONCRETE PLATFORM TYPE X
	CONCRETE PLATFORM RAMP (SLOPED WALKWAY)
	CONCRETE PAVEMENT X-INCH, SEE GENERAL NOTES FOR STRUCTURE
	X-INCH HMA PAVEMENT, SEE GENERAL NOTES FOR STRUCTURE
	CONCRETE PAVEMENT X-INCH, COLORING CONCRETE WISDOT RED
	CONCRETE SIDEWALK 5-INCH
	CONCRETE SIDEWALK 7-INCH
	TOPSOIL, SEEDING & EROSION MAT URBAN CLASS I TYPE A
	CURB RAMP DETECTABLE WARNING FIELD NATURAL PATINA
	CLEAR AREA
	LOCAL ROUTE BOARDING AREA
	CONCRETE SIDEWALK X-INCH, STAMPING COLORED CONCRETE
	TREES
	TREE PROTECTION
	← PLANT SYMBOL
	← QUANTITY
	CONCRETE DRIVEWAY 7-INCH
	CONCRETE GUTTER 12-INCH OR 24-INCH (PAVED INTEGRAL TO LANE)
	CONCRETE CURB & GUTTER INTEGRAL 30-INCH TYPE D
	CONCRETE CURB & GUTTER INTEGRAL 24-INCH OR 30-INCH TYPE J (MOUNTABLE)
	CONCRETE CURB & GUTTER XX-INCH TYPE X
	CONCRETE CURB PEDESTRIAN
	CONCRETE CURB EXTENSION 6-INCH OR 24-INCH
	CONCRETE CURB & GUTTER 24-INCH TYPE H SPECIAL
	CONCRETE CURB & GUTTER INTEGRAL 18-INCH OR 24-INCH SPECIAL
	BIKE RACK (MOUNTED TO CONCRETE)
	SEE STORM SEWER SCHEDULE

REVISED 11/11/22 DIC

PROJECT NO.	60631225C
DATE	11/11/22
SCALE	AS SHOWN
DATE	11/11/22
SCALE	1"=20' FT
DESIGNED BY	MMW/DMH
DATE	11/11/22
CHECKED BY	MMW/DMH
DATE	11/11/22

60631228P  
 CITY OF MADISON, DANE COUNTY, WI  
 CONTRACT NO: 60631225C  
 SITE PLAN: EB ANDERSON STREET AT WRIGHT STREET  
 BUS RAPID TRANSIT  
 CITY OF MADISON



60631225P

P19

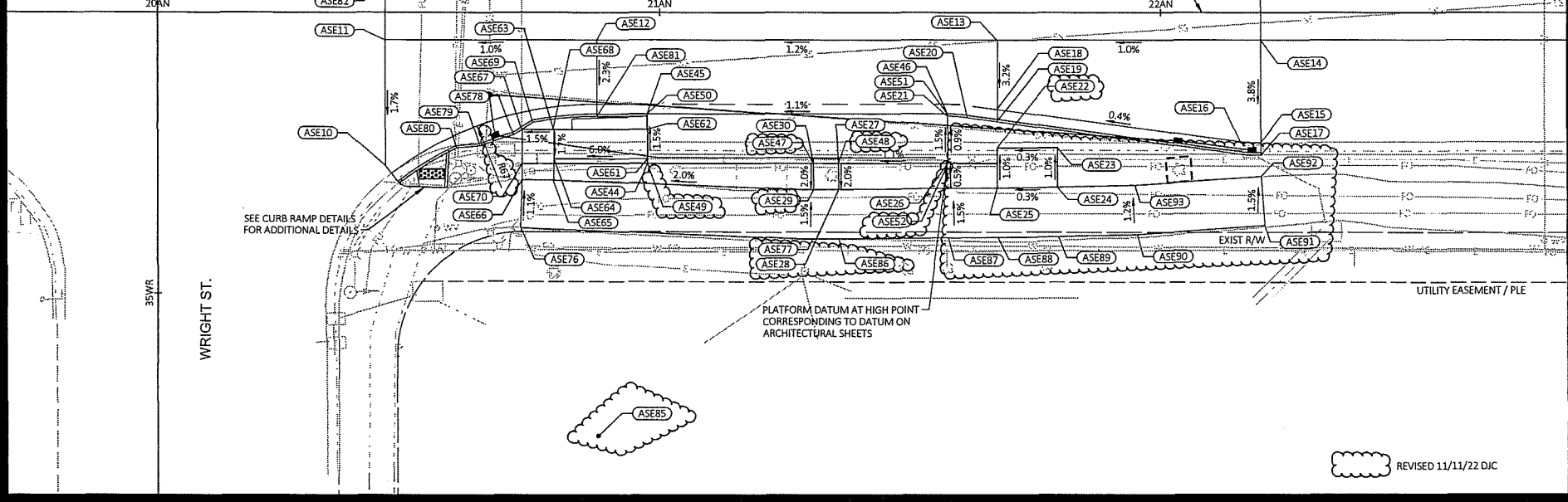


STATION & OFFSET TABLE						
POINT	STATION	OFFSET	Y COORDS	X COORDS	ELEVATION	COMMENT
ASE10	20+45.30 AN	30.97' RT	499383.80	835543.15	855.06	MATCH
ASE11	20+45.30 AN	5.57' RT	499409.19	835543.95	855.49	MATCH
ASE12	20+87.49 AN	5.56' RT	499407.88	835586.12	855.91	MATCH
ASE13	21+67.37 AN	5.55' RT	499405.38	835665.96	856.88	MATCH
ASE14	22+19.93 AN	5.55' RT	499403.74	835718.50	857.43	MATCH
ASE15	22+19.90 AN	26.41' RT	499382.89	835717.80	856.64	EOP
ASE16	22+15.78 AN	26.16' RT	499383.27	835713.70	856.63	EOP
ASE17	22+19.94 AN	28.91' RT	499380.39	835717.77	856.95	BOC
ASE18	21+67.38 AN	19.60' RT	499391.35	835665.52	856.43	EOP
ASE19	21+67.38 AN	22.12' RT	499388.82	835665.44	856.87	BOC
ASE20	21+61.47 AN	21.32' RT	499389.81	835659.56	856.84	BOC
ASE21	21+57.50 AN	21.05' RT	499390.20	835655.61	856.83	BOC
ASE22	21+67.38 AN	27.41' RT	499383.54	835665.28	856.91	BOW
ASE23	21+79.38 AN	27.41' RT	499383.17	835677.27	856.94	BOW
ASE24	21+79.38 AN	35.41' RT	499375.17	835677.02	857.02	FOW
ASE25	21+67.38 AN	35.41' RT	499375.55	835665.03	856.99	FOW
ASE26	21+57.50 AN	30.55' RT	499380.70	835655.31	857.60	TOP
ASE27	21+35.63 AN	30.56' RT	499381.39	835633.45	857.36	TOP
ASE28	21+35.67 AN	35.84' RT	499376.11	835633.33	856.71	FOW
ASE29	21+30.67 AN	35.88' RT	499376.23	835628.33	856.66	FOW

STATION & OFFSET TABLE						
POINT	STATION	OFFSET	Y COORDS	X COORDS	ELEVATION	COMMENT
ASE30	21+30.63 AN	30.56' RT	499381.54	835628.45	857.31	TOP
ASE44	20+97.50 AN	30.56' RT	499382.58	835595.34	856.94	TOP
ASE45	20+97.50 AN	20.56' RT	499392.57	835595.65	856.80	TOP
ASE46	21+57.50 AN	20.55' RT	499390.70	835655.62	857.45	TOP
ASE47	21+30.63 AN	30.56' RT	499381.54	835628.45	856.77	FOW
ASE48	21+35.63 AN	30.56' RT	499381.38	835633.45	856.82	FOW
ASE49	20+97.50 AN	30.56' RT	499382.58	835595.34	856.00	FOW
ASE50	20+97.50 AN	20.56' RT	499392.57	835595.65	855.67	FL
ASE51	21+57.50 AN	20.55' RT	499390.70	835655.62	856.33	FL
ASE52	21+57.50 AN	30.56' RT	499380.70	835655.31	856.91	FOW
ASE61	20+97.50 AN	29.60' RT	499383.54	835595.37	856.93	TOP
ASE62	20+97.50 AN	23.73' RT	499389.41	835595.55	856.84	TOP
ASE63	20+78.85 AN	23.74' RT	499389.98	835576.92	855.89	FOW
ASE64	20+78.84 AN	29.58' RT	499384.14	835576.72	855.79	FOW
ASE65	20+78.65 AN	33.89' RT	499379.84	835576.39	855.61	FOW
ASE66	20+72.50 AN	33.80' RT	499380.13	835570.25	855.52	FOW
ASE67	20+72.52 AN	23.73' RT	499390.19	835570.58	855.79	FOW
ASE68	20+78.86 AN	23.24' RT	499390.48	835576.93	855.90	BOC
ASE69	20+74.72 AN	22.34' RT	499391.51	835572.83	855.85	BOC
ASE70	20+72.50 AN	30.56' RT	499383.36	835570.35	855.68	BOC

STATION & OFFSET TABLE						
POINT	STATION	OFFSET	Y COORDS	X COORDS	ELEVATION	COMMENT
ASE76	20+72.22 AN	43.53' RT	499370.40	835569.67	855.63	MATCH
ASE77	21+30.52 AN	45.88' RT	499366.23	835627.86	856.81	EOP
ASE78	20+70.81 AN	24.81' RT	499389.16	835568.85	855.75	BOC
ASE79	20+64.13 AN	27.06' RT	499387.13	835562.10	855.66	BOC
ASE80	20+59.52 AN	27.45' RT	499386.88	835557.47	855.64	BOC
ASE81	20+87.49 AN	21.06' RT	499392.38	835585.63	856.06	BOC
ASE82	20+45.33 AN	6.67' LT	499421.42	835544.36	855.41	MATCH
ASE83	21+24.79 AN	6.09' LT	499418.36	835623.77	856.30	MATCH
ASE84	22+19.87 AN	5.97' LT	499415.26	835718.79	857.32	MATCH
ASE85	20+87.50 AN	85.54' RT	499327.94	835583.62	0.00	RADIUS*
ASE86	21+35.75 AN	45.84' RT	499366.11	835633.09	856.86	EOP
ASE87	21+57.62 AN	45.67' RT	499365.59	835654.96	857.09	EOP
ASE88	21+67.49 AN	45.59' RT	499365.36	835664.83	857.14	EOP
ASE89	21+79.57 AN	45.40' RT	499365.17	835676.90	857.17	EOP
ASE90	21+95.31 AN	45.00' RT	499365.09	835692.65	857.21	EOP
ASE91	22+20.69 AN	43.19' RT	499366.09	835718.07	857.15	MATCH
ASE92	22+19.96 AN	33.23' RT	499376.08	835717.66	856.99	MATCH
ASE93	21+94.79 AN	35.05' RT	499375.04	835692.44	857.06	EOP

\* POINTS USED FOR CENTER MAY HAVE ZERO OR APPROXIMATED ELEVATIONS. THESE POINTS ARE INCLUDED IN THE TABLE FOR HORIZONTAL LOCATION. THE VERTICAL ELEVATION OF THESE POINTS ARE NOT INTENDED FOR CONSTRUCTION.



60631225P

CITY OF MADISON, DANE COUNTY, WI

CONTRACT NO: 60631225C

GRADING PLAN: EB ANDERSON STREET AT WRIGHT STREET

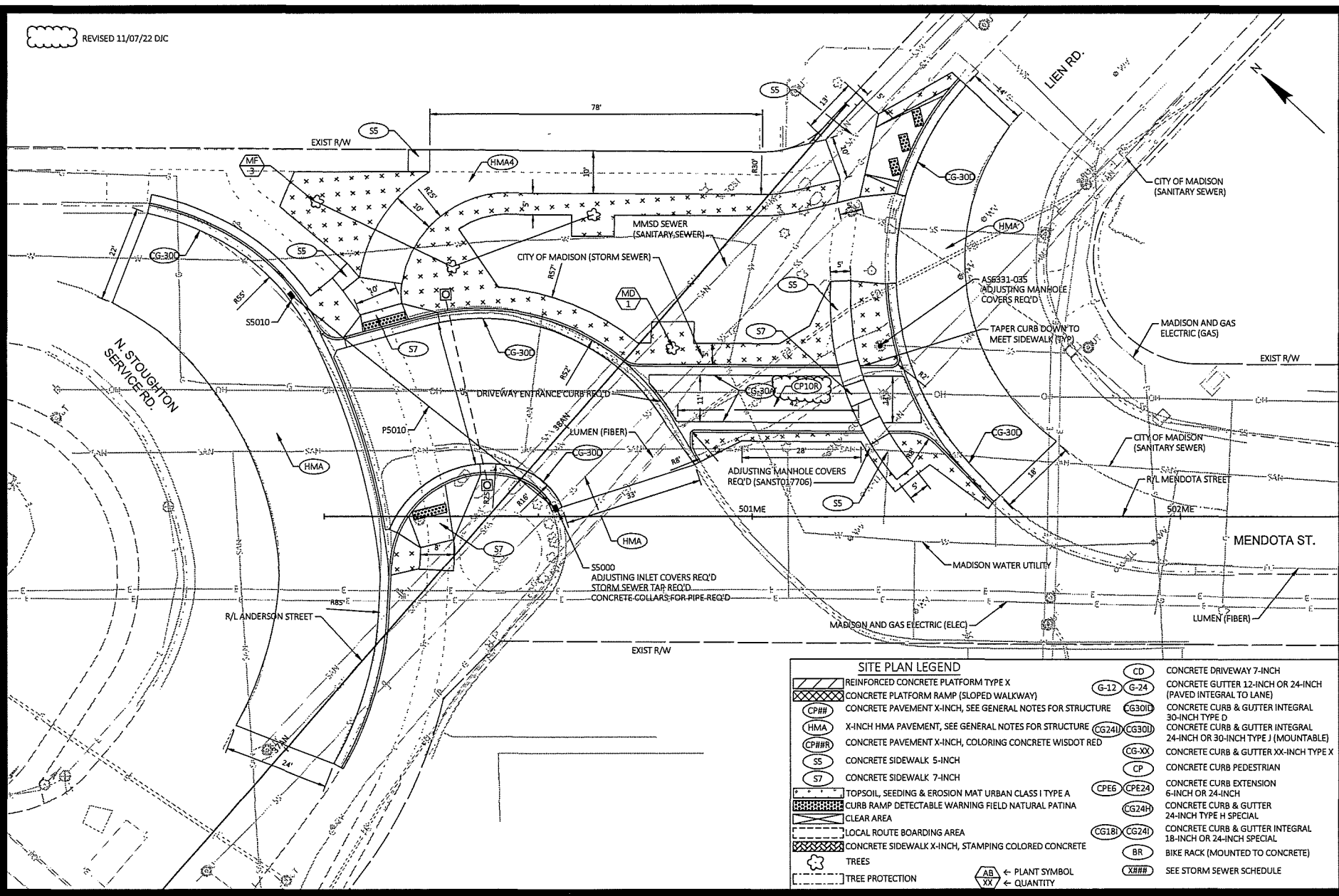
BUS RAPID TRANSIT

CITY OF MADISON

60631225P

G19-E

REVISION 11/11/22 DJC  
 FILE NAME: C:\P\WORKING\KEDON\_1050\_M\_1019\001\481010715100032\_P\DWG LAYOUT\TABLE - 101022\_P  
 LAYOUT DATE: 10/20/22  
 DESIGNED BY: TREVOR DUNN  
 DATE: 2022-11-11  
 DRAWN BY: TREVOR DUNN  
 DATE: 2022-11-11



SITE PLAN LEGEND	
	REINFORCED CONCRETE PLATFORM TYPE X
	CONCRETE PLATFORM RAMP (SLOPED WALKWAY)
	CONCRETE PAVEMENT X-INCH, SEE GENERAL NOTES FOR STRUCTURE
	X-INCH HMA PAVEMENT, SEE GENERAL NOTES FOR STRUCTURE
	CONCRETE PAVEMENT X-INCH, COLORING CONCRETE WISDOT RED
	CONCRETE SIDEWALK 5-INCH
	CONCRETE SIDEWALK 7-INCH
	TOPSOIL, SEEDING & EROSION MAT URBAN CLASS I TYPE A
	CURB RAMP DETECTABLE WARNING FIELD NATURAL PATINA
	CLEAR AREA
	LOCAL ROUTE BOARDING AREA
	CONCRETE SIDEWALK X-INCH, STAMPING COLORED CONCRETE
	TREES
	TREE PROTECTION
	← PLANT SYMBOL
	← QUANTITY
	CONCRETE DRIVEWAY 7-INCH
	CONCRETE GUTTER 12-INCH OR 24-INCH (PAVED INTEGRAL TO LANE)
	CONCRETE CURB & GUTTER INTEGRAL 30-INCH TYPE D
	CONCRETE CURB & GUTTER INTEGRAL 24-INCH OR 30-INCH TYPE J (MOUNTABLE)
	CONCRETE CURB & GUTTER XX-INCH TYPE X
	CONCRETE CURB PEDESTRIAN
	CONCRETE CURB EXTENSION 6-INCH OR 24-INCH
	CONCRETE CURB & GUTTER 24-INCH TYPE H SPECIAL
	CONCRETE CURB & GUTTER INTEGRAL 18-INCH OR 24-INCH SPECIAL
	BIKE RACK (MOUNTED TO CONCRETE)
	SEE STORM SEWER SCHEDULE

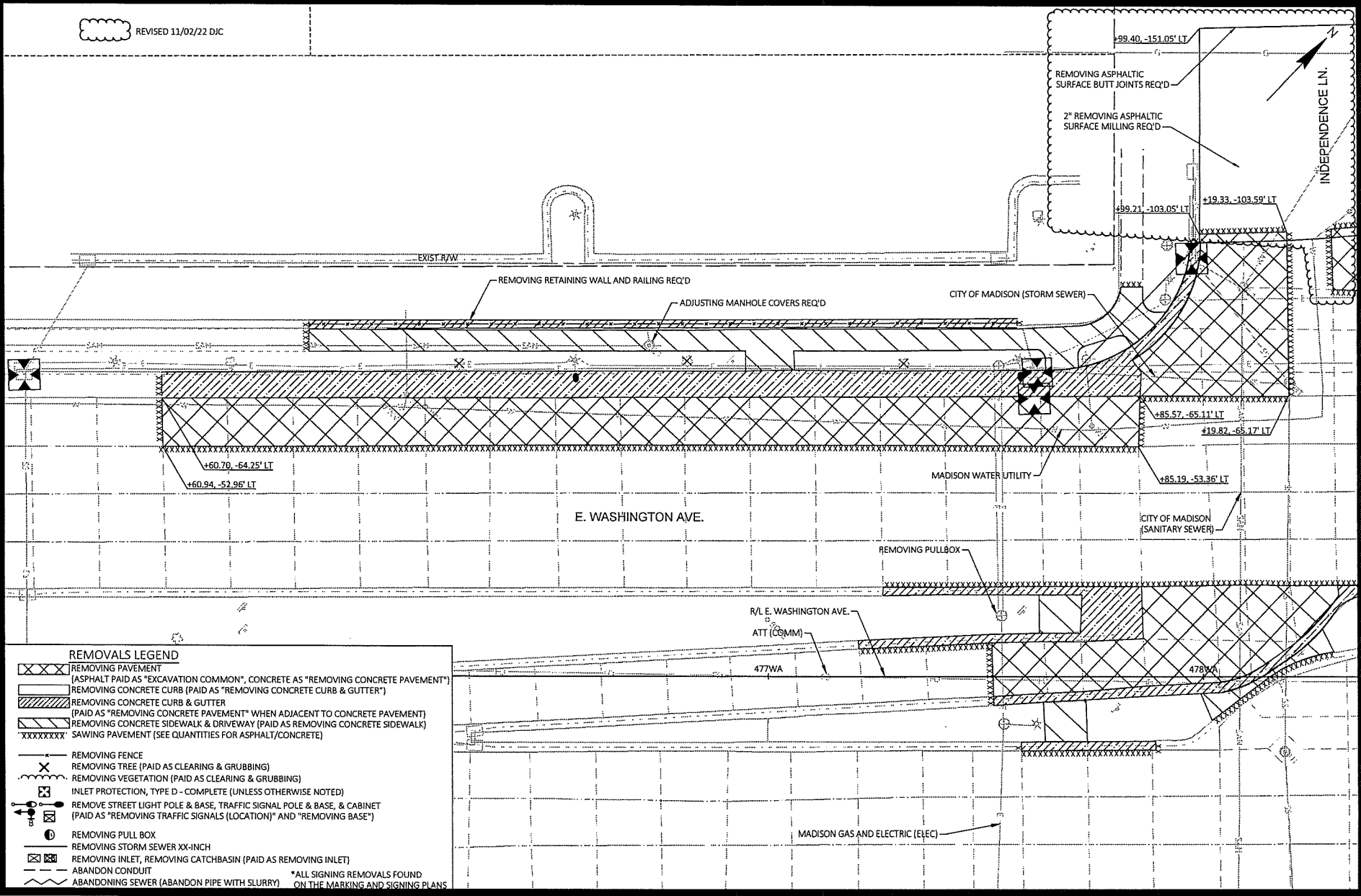
1	ADDRESS	60631225P
1	DATE	11/07/22
1	BY	DLJ
1	REVISION	20221109
1	PROJECT	60631225P
1	SCALE	AS SHOWN

SITE PLAN: BUS/BIKE CONNECTOR FROM ANDERSON ST TO MENDOTA ST  
 BUS RAPID TRANSIT  
 CITY OF MADISON  
 CONTRACT NO: 60631225C



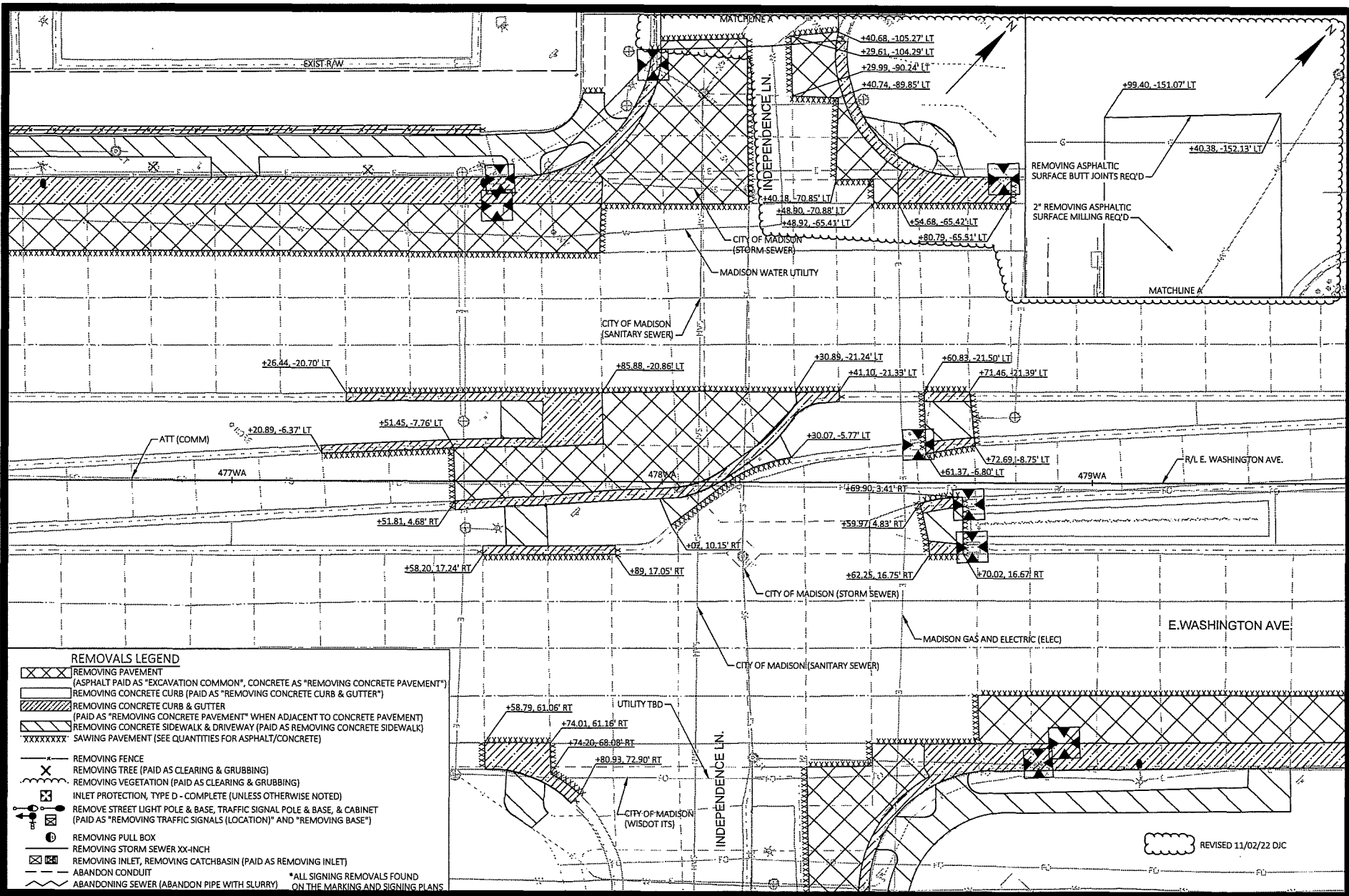
60631225P

P20-E



- REMOVALS LEGEND**
- XXXXXX REMOVING PAVEMENT (ASPHALT PAID AS "EXCAVATION COMMON", CONCRETE AS "REMOVING CONCRETE PAVEMENT")
  - ▨ REMOVING CONCRETE CURB (PAID AS "REMOVING CONCRETE CURB & GUTTER")
  - ▨ REMOVING CONCRETE CURB & GUTTER (PAID AS "REMOVING CONCRETE PAVEMENT" WHEN ADJACENT TO CONCRETE PAVEMENT)
  - ▨ REMOVING CONCRETE SIDEWALK & DRIVEWAY (PAID AS REMOVING CONCRETE SIDEWALK)
  - XXXXXX SAWING PAVEMENT (SEE QUANTITIES FOR ASPHALT/CONCRETE)
  - REMOVING FENCE
  - X REMOVING TREE (PAID AS CLEARING & GRUBBING)
  - X REMOVING VEGETATION (PAID AS CLEARING & GRUBBING)
  - INLET PROTECTION, TYPE D - COMPLETE (UNLESS OTHERWISE NOTED)
  - ⊕ REMOVE STREET LIGHT POLE & BASE, TRAFFIC SIGNAL POLE & BASE, & CABINET (PAID AS "REMOVING TRAFFIC SIGNALS (LOCATION)" AND "REMOVING BASE")
  - ⊕ REMOVING PULL BOX
  - ⊕ REMOVING STORM SEWER XX-INCH
  - ⊕ REMOVING INLET, REMOVING CATCHBASIN (PAID AS REMOVING INLET)
  - ABANDON CONDUIT
  - ABANDONING SEWER (ABANDON PIPE WITH SLURRY)
- \*ALL SIGNING REMOVALS FOUND ON THE MARKING AND SIGNING PLANS

DATE	11/02/22	D.J.C.
BY	BT	
SCALE	AS SHOWN	
DESIGNED BY	REVISED BY	DATE
60631225P	60631225C	2022-11-08
CITY OF MADISON		
REMOVAL PLAN: WB E. WASHINGTON AVENUE AT INDEPENDENCE LANE		
CITY OF MADISON, DANE COUNTY, WI		
CONTRACT NO: 60631225C		
BUS RAPID TRANSIT		
CITY OF MADISON		
60631225P		
R25-E		



**REMOVALS LEGEND**

- REMOVING PAVEMENT  
(ASPHALT PAID AS "EXCAVATION COMMON", CONCRETE AS "REMOVING CONCRETE PAVEMENT")
  - REMOVING CONCRETE CURB (PAID AS "REMOVING CONCRETE CURB & GUTTER")
  - REMOVING CONCRETE CURB & GUTTER  
(PAID AS "REMOVING CONCRETE PAVEMENT" WHEN ADJACENT TO CONCRETE PAVEMENT)
  - REMOVING CONCRETE SIDEWALK & DRIVEWAY (PAID AS REMOVING CONCRETE SIDEWALK)
  - SAWING PAVEMENT (SEE QUANTITIES FOR ASPHALT/CONCRETE)
  - REMOVING FENCE
  - REMOVING TREE (PAID AS CLEARING & GRUBBING)
  - REMOVING VEGETATION (PAID AS CLEARING & GRUBBING)
  - INLET PROTECTION, TYPE D - COMPLETE (UNLESS OTHERWISE NOTED)
  - REMOVE STREET LIGHT POLE & BASE, TRAFFIC SIGNAL POLE & BASE, & CABINET  
(PAID AS "REMOVING TRAFFIC SIGNALS (LOCATION)" AND "REMOVING BASE")
  - REMOVING PULL BOX
  - REMOVING STORM SEWER XX-INCH
  - REMOVING INLET, REMOVING CATCHBASIN (PAID AS REMOVING INLET)
  - ABANDON CONDUIT
  - ABANDONING SEWER (ABANDON PIPE WITH SLURRY)
- \*ALL SIGNING REMOVALS FOUND ON THE MARKING AND SIGNING PLANS

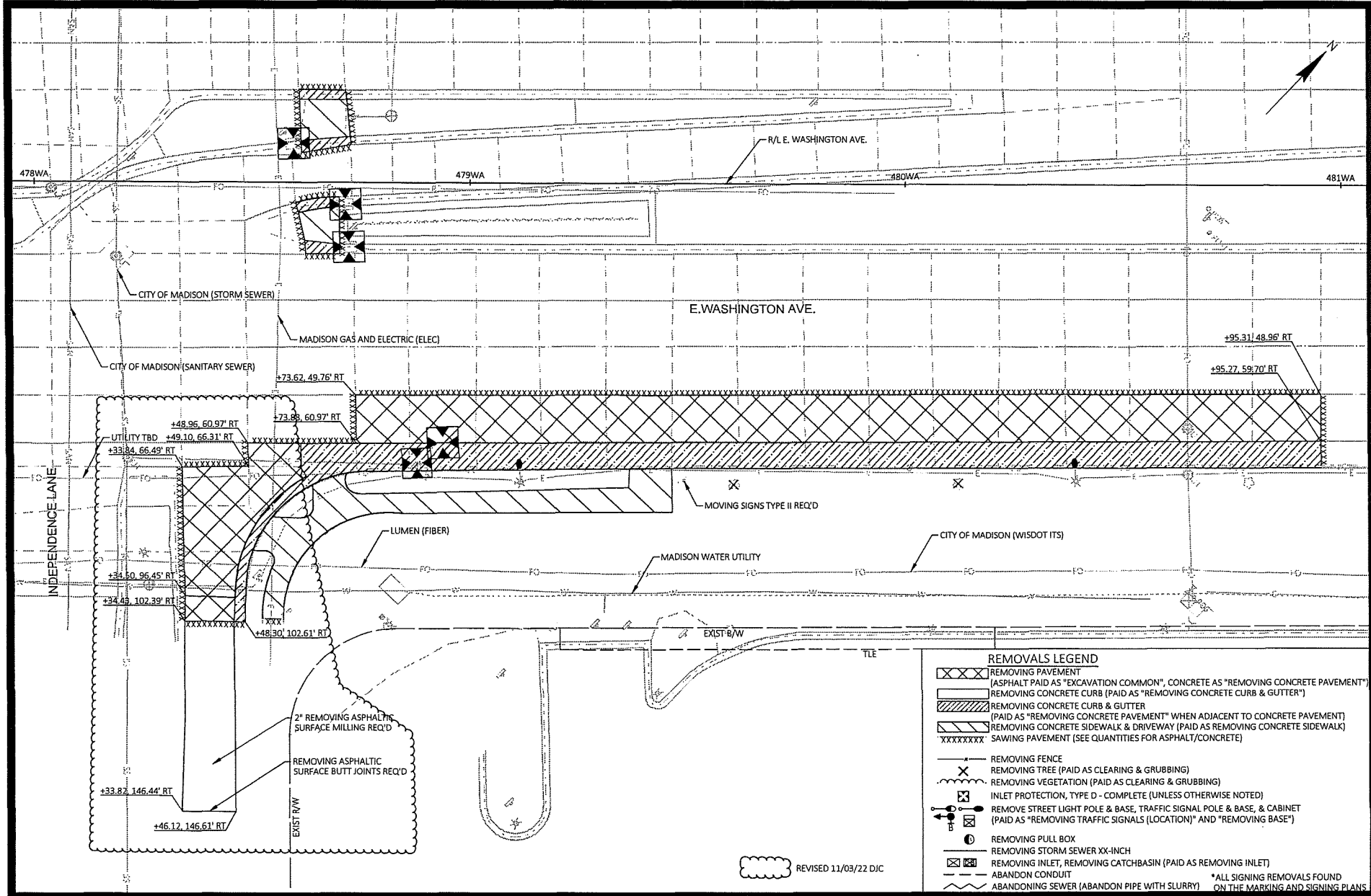
PROJECT NO.	60631225P
DATE	11/02/22
SCALE	AS SHOWN
DRAWN BY	WJW
CHECKED BY	WJW
DATE	11/02/22

REMOVAL PLAN: WB E. WASHINGTON AVENUE AT INDEPENDENCE LANE  
 CITY OF MADISON, DANE COUNTY, WI  
 CONTRACT NO: 60631225C

60631225P  
 BUS RAPID TRANSIT  
 CITY OF MADISON

REVISED 11/02/22 DJC

60631225P  
 R26



- REMOVALS LEGEND**
- REMOVING PAVEMENT  
(ASPHALT PAID AS "EXCAVATION COMMON", CONCRETE AS "REMOVING CONCRETE PAVEMENT")
  - REMOVING CONCRETE CURB (PAID AS "REMOVING CONCRETE CURB & GUTTER")
  - REMOVING CONCRETE CURB & GUTTER
  - REMOVING CONCRETE PAVEMENT WHEN ADJACENT TO CONCRETE PAVEMENT
  - REMOVING CONCRETE SIDEWALK & DRIVEWAY (PAID AS REMOVING CONCRETE SIDEWALK)
  - SAWING PAVEMENT (SEE QUANTITIES FOR ASPHALT/CONCRETE)
  - REMOVING FENCE
  - REMOVING TREE (PAID AS CLEARING & GRUBBING)
  - REMOVING VEGETATION (PAID AS CLEARING & GRUBBING)
  - INLET PROTECTION, TYPE D - COMPLETE (UNLESS OTHERWISE NOTED)
  - REMOVE STREET LIGHT POLE & BASE, TRAFFIC SIGNAL POLE & BASE, & CABINET (PAID AS "REMOVING TRAFFIC SIGNALS (LOCATION)" AND "REMOVING BASE")
  - REMOVING PULL BOX
  - REMOVING STORM SEWER XX-INCH
  - REMOVING INLET, REMOVING CATCHBASIN (PAID AS REMOVING INLET)
  - ABANDON CONDUIT
  - ABANDONING SEWER (ABANDON PIPE WITH SLURRY)
- \*ALL SIGNING REMOVALS FOUND ON THE MARKING AND SIGNING PLANS

REVISED 11/03/22 DJC

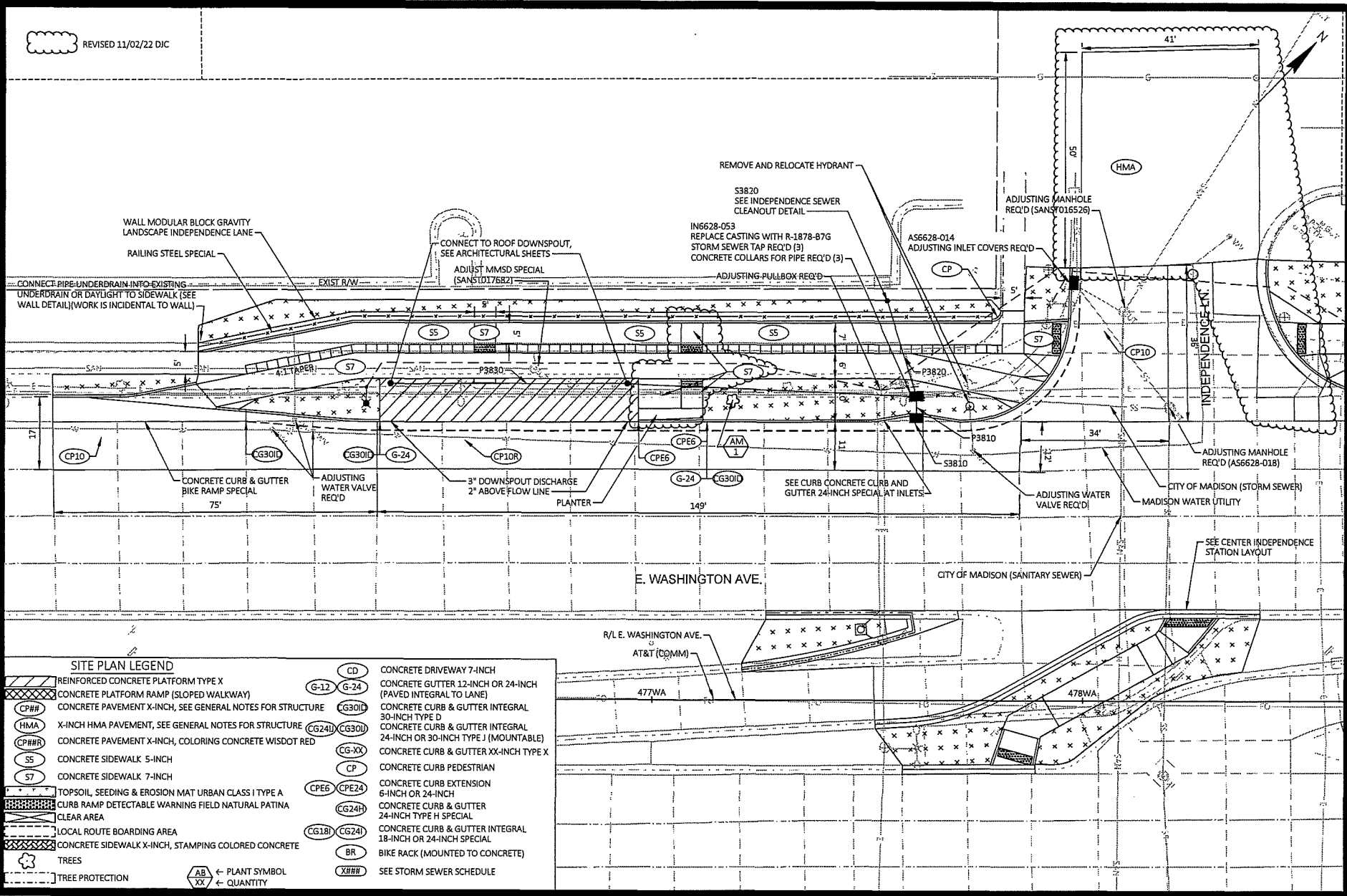
ADDRESS	60631225P
DATE	11/02/22
REVISION	DJC
SCALE	1"=30' FT
DESIGNED BY	PMW
CHECKED BY	60631225P
DATE	2022-11-08
SCALE	1"=30' FT

REMOVAL PLAN: EB E. WASHINGTON AVENUE AT INDEPENDENCE LANE  
 CITY OF MADISON, DANE COUNTY, WI  
 BUS RAPID TRANSIT  
 CONTRACT NO: 60631225C

CITY OF MADISON

60631225P  
 R27-E

REVISED 11/02/22 DIC



SITE PLAN LEGEND	
	REINFORCED CONCRETE PLATFORM TYPE X
	CONCRETE PLATFORM RAMP (SLOPED WALKWAY)
	CONCRETE PAVEMENT X-INCH, SEE GENERAL NOTES FOR STRUCTURE
	X-INCH HMA PAVEMENT, SEE GENERAL NOTES FOR STRUCTURE
	CONCRETE PAVEMENT X-INCH, COLORING CONCRETE WISDOT RED
	CONCRETE SIDEWALK 5-INCH
	CONCRETE SIDEWALK 7-INCH
	TOPSOIL, SEEDING & EROSION MAT URBAN CLASS I TYPE A
	CURB RAMP DETECTABLE WARNING FIELD NATURAL PATINA CLEAR AREA
	LOCAL ROUTE BOARDING AREA
	CONCRETE SIDEWALK X-INCH, STAMPING COLORED CONCRETE
	TREES
	TREE PROTECTION
	← PLANT SYMBOL
	← QUANTITY
	CONCRETE DRIVEWAY 7-INCH
	CONCRETE GUTTER 12-INCH OR 24-INCH (PAVED INTEGRAL TO LANE)
	CONCRETE CURB & GUTTER INTEGRAL 30-INCH TYPE D
	CONCRETE CURB & GUTTER INTEGRAL 24-INCH OR 30-INCH TYPE J (MOUNTABLE)
	CONCRETE CURB & GUTTER XX-INCH TYPE X
	CONCRETE CURB PEDESTRIAN
	CONCRETE CURB EXTENSION 6-INCH OR 24-INCH
	CONCRETE CURB & GUTTER 24-INCH TYPE H SPECIAL
	CONCRETE CURB & GUTTER INTEGRAL 18-INCH OR 24-INCH SPECIAL
	BIKE RACK (MOUNTED TO CONCRETE)
	SEE STORM SEWER SCHEDULE

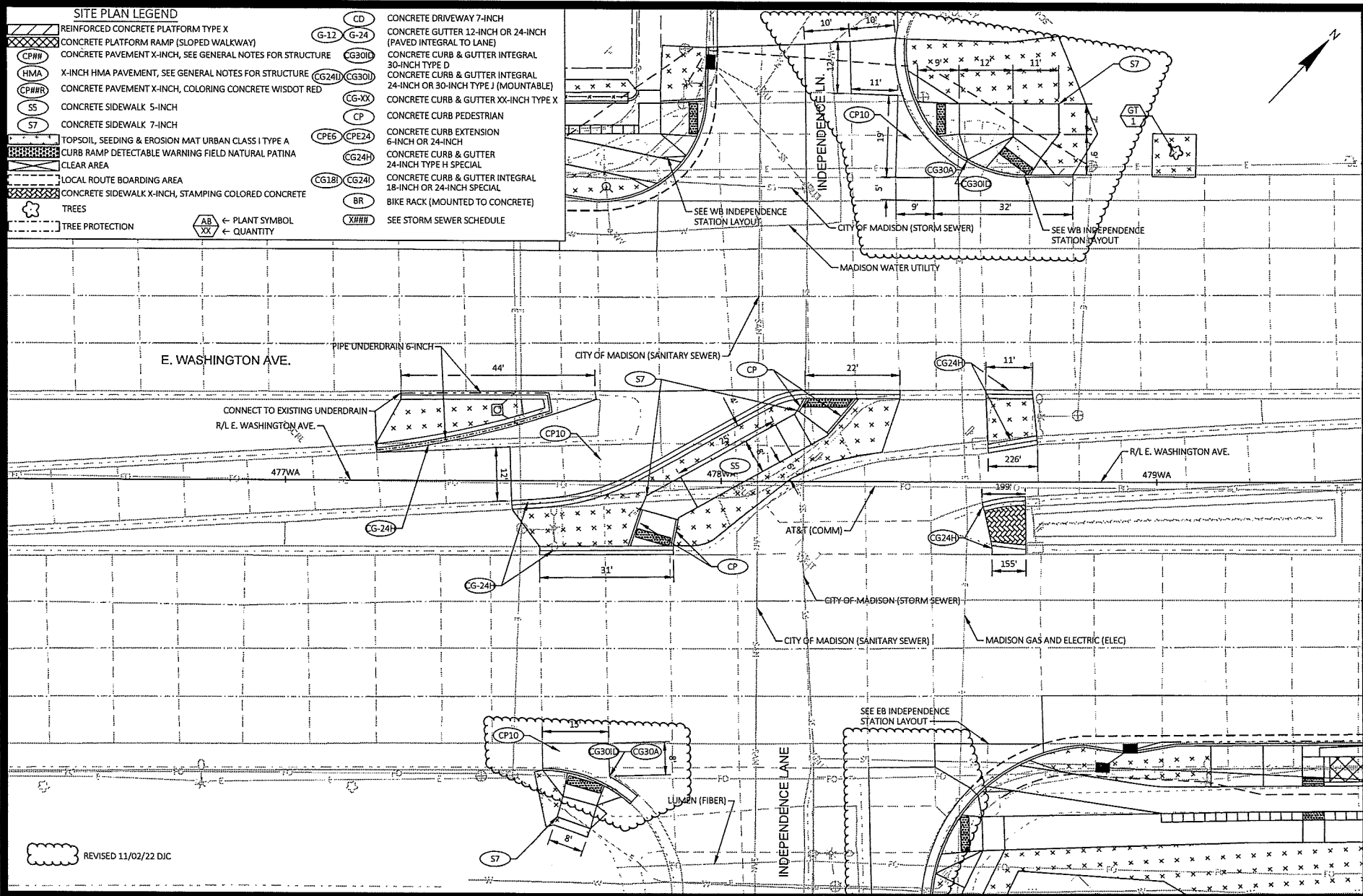
60631225P  
CITY OF MADISON, DANE COUNTY, WI  
CONTRACT NO: 60631225C

WORK NO.	1	DATE	11/02/22	BY	WJ
REVISION		DATE		BY	

60631225P  
CITY OF MADISON, DANE COUNTY, WI  
CONTRACT NO: 60631225C

60631225P  
P25-E

FILE NAME: C:\WORKING\ACOW\_1632\_1A\_309\CO03161610010715\03265\_P1.DWG  
 LAST PLOT DATE: 2022-11-08  
 LAST PLOT BY: 60526E\_P1




60631225P  
 CITY OF MADISON, DANE COUNTY, WI  
 CONTRACT NO: 60631225C

SITE PLAN: WB E. WASHINGTON AVENUE AT INDEPENDENCE LANE  
 BUS RAPID TRANSIT  
**CITY OF MADISON**

60631225P  
 P26-E

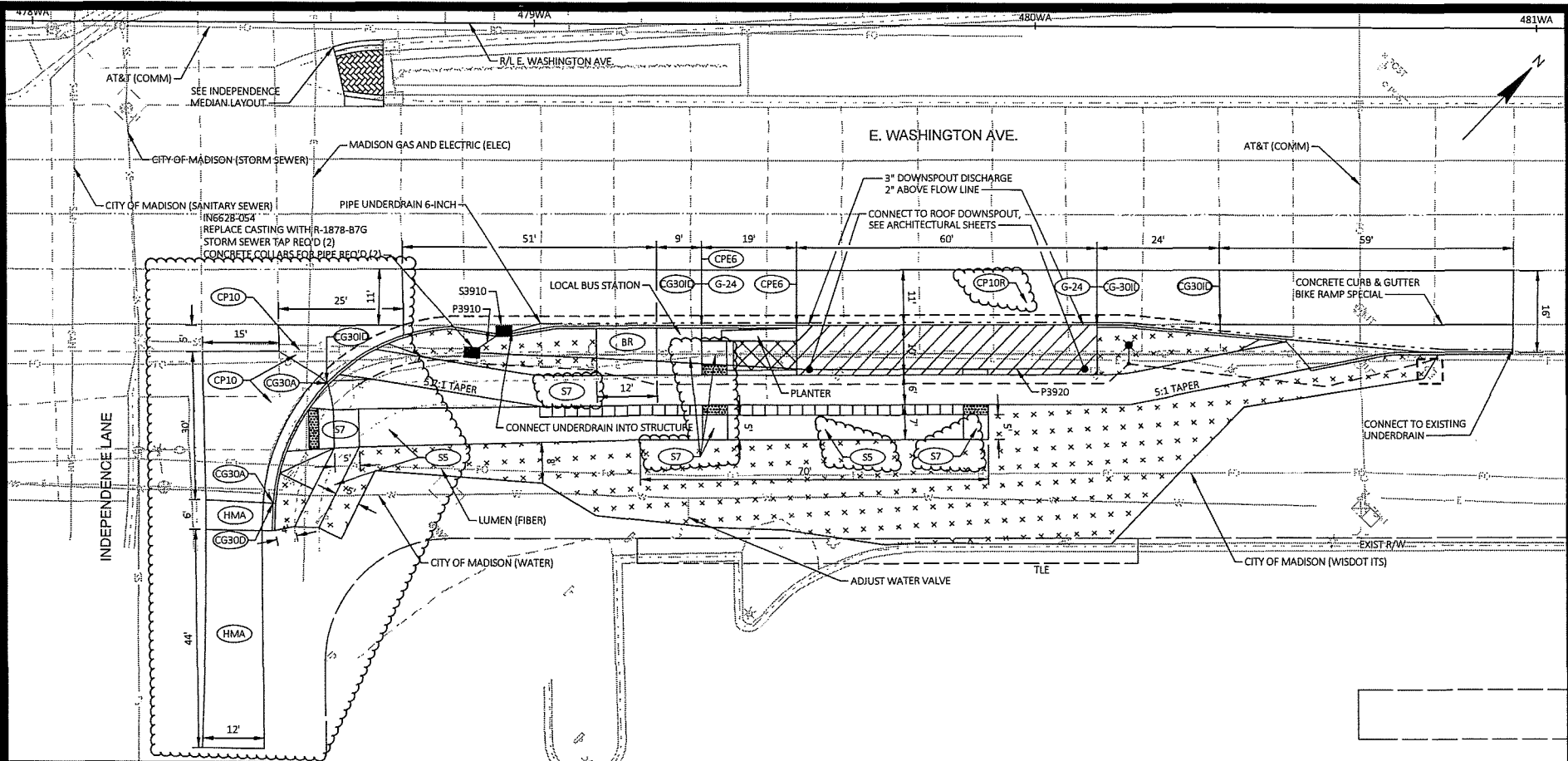
FILE NAME: C:\P\WORKING\WEDON\_0550\_Ma\_2018\CO21646\01072150502666\_PND\DWG\_LAYOUT\PL01.DWG - 2022-11-08  
 LAYOUT NAME: 1002665.PJ



SITE PLAN LEGEND			
	REINFORCED CONCRETE PLATFORM TYPE X		CONCRETE DRIVEWAY 7-INCH
	CONCRETE PLATFORM RAMP (SLOPED WALKWAY)		CONCRETE GUTTER 12-INCH OR 24-INCH (PAVED INTEGRAL TO LANE)
	CONCRETE PAVEMENT X-INCH, SEE GENERAL NOTES FOR STRUCTURE		CONCRETE CURB & GUTTER INTEGRAL 30-INCH TYPE D
	X-INCH HMA PAVEMENT, SEE GENERAL NOTES FOR STRUCTURE		CONCRETE CURB & GUTTER INTEGRAL 24-INCH OR 30-INCH TYPE J (MOUNTABLE)
	CONCRETE PAVEMENT X-INCH, COLORING CONCRETE WISDOT RED		CONCRETE CURB & GUTTER XX-INCH TYPE X
	CONCRETE SIDEWALK 5-INCH		CONCRETE CURB PEDESTRIAN
	CONCRETE SIDEWALK 7-INCH		CONCRETE CURB EXTENSION 6-INCH OR 24-INCH
	TOPSOIL, SEEDING & EROSION MAT URBAN CLASS I TYPE A		CONCRETE CURB & GUTTER 24-INCH TYPE H SPECIAL
	CURB RAMP DETECTABLE WARNING FIELD NATURAL PATINA		CONCRETE CURB & GUTTER INTEGRAL 18-INCH OR 24-INCH SPECIAL
	CLEAR AREA		BIKE RACK (MOUNTED TO CONCRETE)
	LOCAL ROUTE BOARDING AREA		SEE STORM SEWER SCHEDULE
	CONCRETE SIDEWALK X-INCH, STAMPING COLORED CONCRETE		
	TREES		
	TREE PROTECTION		
	← PLANT SYMBOL		
	← QUANTITY		

60631225P  
 CITY OF MADISON, DANE COUNTY, WI  
 BUS RAPID TRANSIT  
 CITY OF MADISON  
 60631225P  
 P26A-E  
 CONTRACT NO: 60631225C  
 ADDRESS: 3  
 REVISION: 1  
 DATE: 1/22/22  
 D.C. BY: [blank]  
 SCALE: 1"=20' FT  
 DESIGNED BY: [blank] DATE: 2022-11-08  
 DRAWN BY: [blank]





SITE PLAN LEGEND	
	REINFORCED CONCRETE PLATFORM TYPE X
	CONCRETE PLATFORM RAMP (SLOPED WALKWAY)
	CONCRETE PAVEMENT X-INCH, SEE GENERAL NOTES FOR STRUCTURE
	X-INCH HMA PAVEMENT, SEE GENERAL NOTES FOR STRUCTURE
	CONCRETE PAVEMENT X-INCH, COLORING CONCRETE WISDOT RED
	CONCRETE SIDEWALK 5-INCH
	CONCRETE SIDEWALK 7-INCH
	TOPSOIL, SEEDING & EROSION MAT URBAN CLASS I TYPE A
	CURB RAMP DETECTABLE WARNING FIELD NATURAL PATINA
	CLEAR AREA
	LOCAL ROUTE BOARDING AREA
	CONCRETE SIDEWALK X-INCH, STAMPING COLORED CONCRETE
	TREES
	TREE PROTECTION
	← PLANT SYMBOL
	← QUANTITY
	CONCRETE DRIVEWAY 7-INCH
	CONCRETE GUTTER 12-INCH OR 24-INCH (PAVED INTEGRAL TO LANE)
	CONCRETE CURB & GUTTER INTEGRAL 30-INCH TYPE D
	CONCRETE CURB & GUTTER INTEGRAL 24-INCH OR 30-INCH TYPE J (MOUNTABLE)
	CONCRETE CURB & GUTTER 24-INCH TYPE X
	CONCRETE CURB PEDESTRIAN
	CONCRETE CURB EXTENSION 6-INCH OR 24-INCH
	CONCRETE CURB & GUTTER 24-INCH TYPE H SPECIAL
	CONCRETE CURB & GUTTER INTEGRAL 18-INCH OR 24-INCH SPECIAL
	BIKE RACK (MOUNTED TO CONCRETE)
	SEE STORM SEWER SCHEDULE

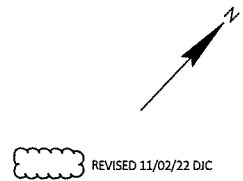
60631225P	60631225P	60631225P	60631225P
FILE NAME: C:\P\WORKING\LECOM_D590_ML_2019\CO21438\0407215030385_P10.DWG	DATE: 11/03/22	DATE: 11/03/22	DATE: 11/03/22
LAYOUT NAME: 105095_P1	DESIGNED BY: ACCORD	CHECKED BY: ACCORD	SCALE: 1"=20' FT
	REVISION: 3		
	1		
	2		
	3		
	4		
	5		
	6		
	7		
	8		
	9		
	10		
	11		
	12		
	13		
	14		
	15		
	16		
	17		
	18		
	19		
	20		
	21		
	22		
	23		
	24		
	25		
	26		
	27		
	28		
	29		
	30		
	31		
	32		
	33		
	34		
	35		
	36		
	37		
	38		
	39		
	40		
	41		
	42		
	43		
	44		
	45		
	46		
	47		
	48		
	49		
	50		
	51		
	52		
	53		
	54		
	55		
	56		
	57		
	58		
	59		
	60		
	61		
	62		
	63		
	64		
	65		
	66		
	67		
	68		
	69		
	70		
	71		
	72		
	73		
	74		
	75		
	76		
	77		
	78		
	79		
	80		
	81		
	82		
	83		
	84		
	85		
	86		
	87		
	88		
	89		
	90		
	91		
	92		
	93		
	94		
	95		
	96		
	97		
	98		
	99		
	100		

SITE PLAN: EB E. WASHINGTON AVENUE AT INDEPENDENCE LANE  
 CITY OF MADISON, DANE COUNTY, WI  
 BUS RAPID TRANSIT  
 CITY OF MADISON  
 CONTRACT NO: 60631225P  
 60631225P  
 P27-E

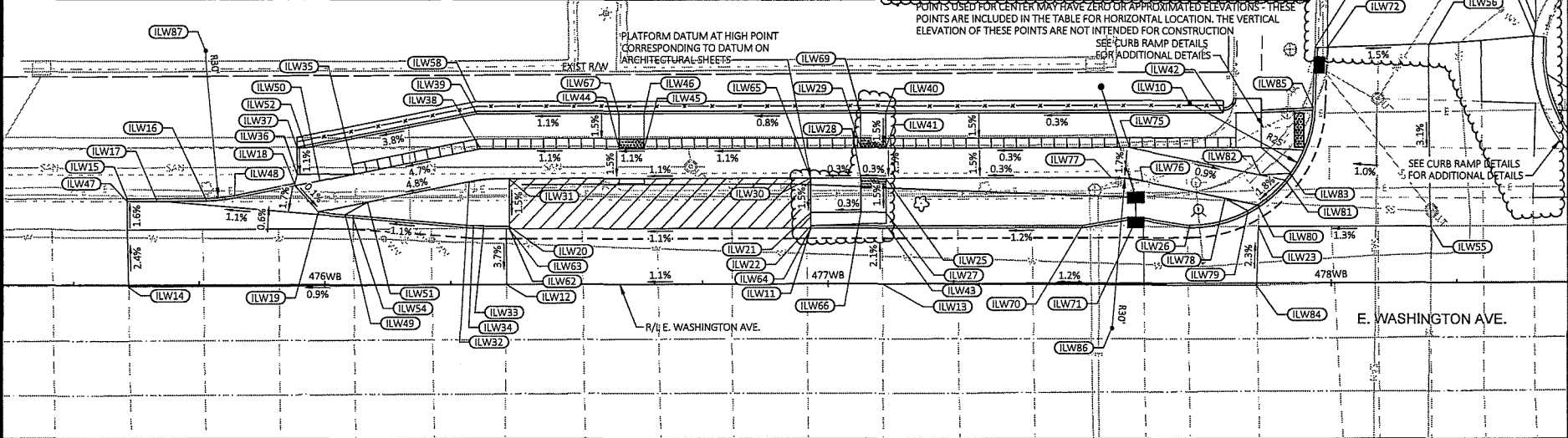
STATION & OFFSET TABLE						
POINT	STATION	OFFSET	Y COORDS	X COORDS	ELEVATION	COMMENT
ILW10	477+72.01 WB	36.00' LT	502313.92	841337.88	0.00	RADIUS*
ILW11	476+96.63 WB	11.00' LT	502243.88	841300.42	880.06	FL
ILW12	476+36.07 WB	0.00' LT	502194.21	841264.08	879.63	MATCH
ILW13	477+10.91 WB	0.01' LT	502245.74	841318.35	880.44	MATCH
ILW14	475+60.94 WB	0.27' RT	502142.28	841209.78	878.93	MATCH
ILW15	475+60.72 WB	17.13' LT	502154.75	841197.64	878.98	BOC
ILW16	475+76.40 WB	17.16' LT	502165.57	841208.99	879.25	BOC
ILW17	475+66.70 WB	16.64' LT	502158.51	841202.31	878.64	FL
ILW18	475+94.18 WB	19.63' LT	502179.60	841220.18	879.02	EOP
ILW19	475+98.75 WB	14.42' LT	502178.98	841227.08	879.01	BOC
ILW20	476+36.62 WB	11.50' LT	502202.93	841256.56	879.91	BOC
ILW21	476+96.63 WB	14.17' LT	502246.18	841298.24	881.23	TOP
ILW22	476+96.63 WB	11.50' LT	502244.24	841300.08	882.16	BOC
ILW23	477+85.60 WB	11.30' LT	502305.36	841364.74	881.07	MATCH
ILW24	477+96.90 WB	46.98' LT	502339.01	841348.37	882.72	BOC
ILW25	477+11.63 WB	21.00' LT	502261.46	841304.42	881.38	FOW
ILW26	477+72.01 WB	11.50' LT	502296.15	841354.75	881.42	BOC
ILW27	477+11.63 WB	14.18' LT	502256.51	841309.11	881.28	BOW
ILW28	477+06.63 WB	21.00' LT	502258.02	841300.79	881.37	FOW
ILW29	477+06.63 WB	26.99' LT	502262.37	841296.66	881.46	FOW
ILW30	476+96.63 WB	21.00' LT	502251.13	841293.54	881.33	EOP
ILW31	476+36.63 WB	21.00' LT	502209.82	841250.03	880.69	EOP
ILW32	476+28.71 WB	20.42' LT	502203.95	841244.69	880.49	EOP
ILW33	476+31.58 WB	11.59' LT	502199.53	841252.85	879.86	BOC
ILW34	476+29.51 WB	11.70' LT	502198.18	841251.27	879.83	BOC

STATION & OFFSET TABLE						
POINT	STATION	OFFSET	Y COORDS	X COORDS	ELEVATION	COMMENT
ILW35	476+05.91 WB	21.98' LT	502189.38	841227.08	879.52	FOW
ILW36	475+94.57 WB	21.96' LT	502181.56	841218.87	879.42	MATCH
ILW37	475+94.56 WB	27.19' LT	502185.35	841215.26	879.48	MATCH
ILW38	476+30.97 WB	26.99' LT	502210.28	841241.80	880.72	EOP
ILW39	476+30.34 WB	34.00' LT	502214.92	841236.51	880.81	BOW
ILW40	477+11.63 WB	34.00' LT	502270.89	841295.47	881.58	BOW
ILW41	477+11.63 WB	26.99' LT	502265.81	841300.29	881.47	FOW
ILW42	477+78.76 WB	34.00' LT	502317.11	841344.15	881.80	BOW
ILW43	477+11.69 WB	11.50' LT	502254.62	841311.00	880.72	BOC
ILW44	476+58.50 WB	26.99' LT	502229.23	841261.76	881.01	FOW
ILW45	476+63.50 WB	26.99' LT	502232.67	841265.39	881.07	FOW
ILW46	476+63.50 WB	34.00' LT	502237.75	841260.56	881.17	BOW
ILW47	475+60.72 WB	16.63' LT	502154.39	841197.98	878.57	FL
ILW48	475+82.13 WB	17.73' LT	502169.93	841212.76	879.18	BOC
ILW49	476+04.05 WB	13.96' LT	502182.28	841231.25	879.55	BOC
ILW50	475+99.08 WB	20.61' LT	502183.69	841223.06	879.18	EOP
ILW51	476+08.52 WB	16.38' LT	502187.12	841232.82	879.49	EOP
ILW52	475+96.25 WB	27.18' LT	502186.51	841216.49	879.49	BOW
ILW54	476+05.60 WB	13.32' LT	502182.89	841232.81	879.07	FL
ILW55	478+19.85 WB	11.27' LT	502328.92	841389.60	881.53	MATCH
ILW56	478+19.51 WB	47.69' LT	502355.09	841364.28	882.65	MATCH
ILW58	476+30.09 WB	36.50' LT	502216.56	841234.61	883.32	MATCH
ILW62	476+36.63 WB	11.00' LT	502202.57	841256.91	879.41	FL
ILW63	476+36.63 WB	11.00' LT	502202.57	841256.91	880.54	TOP
ILW64	476+96.63 WB	11.00' LT	502243.88	841300.42	881.18	TOP

STATION & OFFSET TABLE						
POINT	STATION	OFFSET	Y COORDS	X COORDS	ELEVATION	COMMENT
ILW65	476+96.63 WB	21.00' LT	502251.13	841293.54	881.33	TOP
ILW66	477+06.62 WB	14.18' LT	502253.07	841305.49	881.27	FOW
ILW67	476+58.50 WB	34.00' LT	502234.31	841256.93	881.17	BOW
ILW69	477+06.63 WB	34.00' LT	502267.45	841291.84	881.56	BOW
ILW70	477+50.80 WB	11.50' LT	502281.54	841339.37	881.19	BOC
ILW71	477+61.30 WB	12.50' LT	502289.50	841346.29	880.61	BOC
ILW72	477+99.39 WB	47.05' LT	502340.78	841350.13	882.36	MATCH
ILW73	477+99.66 WB	97.22' LT	502377.35	841315.78	0.00*	MATCH
ILW74	478+20.15 WB	97.70' LT	502391.80	841330.31	0.00*	MATCH
ILW75	477+60.13 WB	26.99' LT	502299.20	841335.46	881.63	FOW
ILW76	477+62.71 WB	20.35' LT	502296.16	841341.91	881.52	FOW
ILW77	477+56.50 WB	21.00' LT	502292.36	841336.96	881.53	FOW
ILW78	477+78.99 WB	16.90' LT	502304.88	841356.09	881.44	FOW
ILW79	477+83.58 WB	14.40' LT	502306.22	841361.14	881.74	BOC
ILW80	477+85.48 WB	15.53' LT	502308.34	841361.74	881.20	BOC
ILW81	477+90.98 WB	20.50' LT	502315.74	841362.31	881.34	BOC
ILW82	477+86.09 WB	21.54' LT	502313.12	841358.05	881.42	BOC
ILW83	477+91.99 WB	21.82' LT	502317.39	841362.13	881.86	BOC
ILW84	477+85.20 WB	0.45' RT	502296.56	841372.54	881.34	MATCH
ILW85	477+96.50 WB	35.18' LT	502330.18	841356.21	882.13	BOC
ILW86	477+56.50 WB	9.00' RT	502270.60	841357.61	0.00	RADIUS*
ILW87	475+76.35 WB	46.66' LT	502186.93	841188.64	0.00	RADIUS*
ILW88	478+40.64 WB	98.17' LT	502406.26	841344.85	0.00	MATCH*
ILW89	478+40.47 WB	49.28' LT	502370.68	841378.39	882.91	MATCH
ILW90	478+40.85 WB	51.44' LT	502372.51	841377.18	883.03	MATCH



REVISED 11/02/22 DJC



60631225P

CITY OF MADISON, DANE COUNTY, WI

CONTRACT NO: 60631225C

GRADING PLAN: WB E. WASHINGTON AVENUE AT INDEPENDENCE LANE

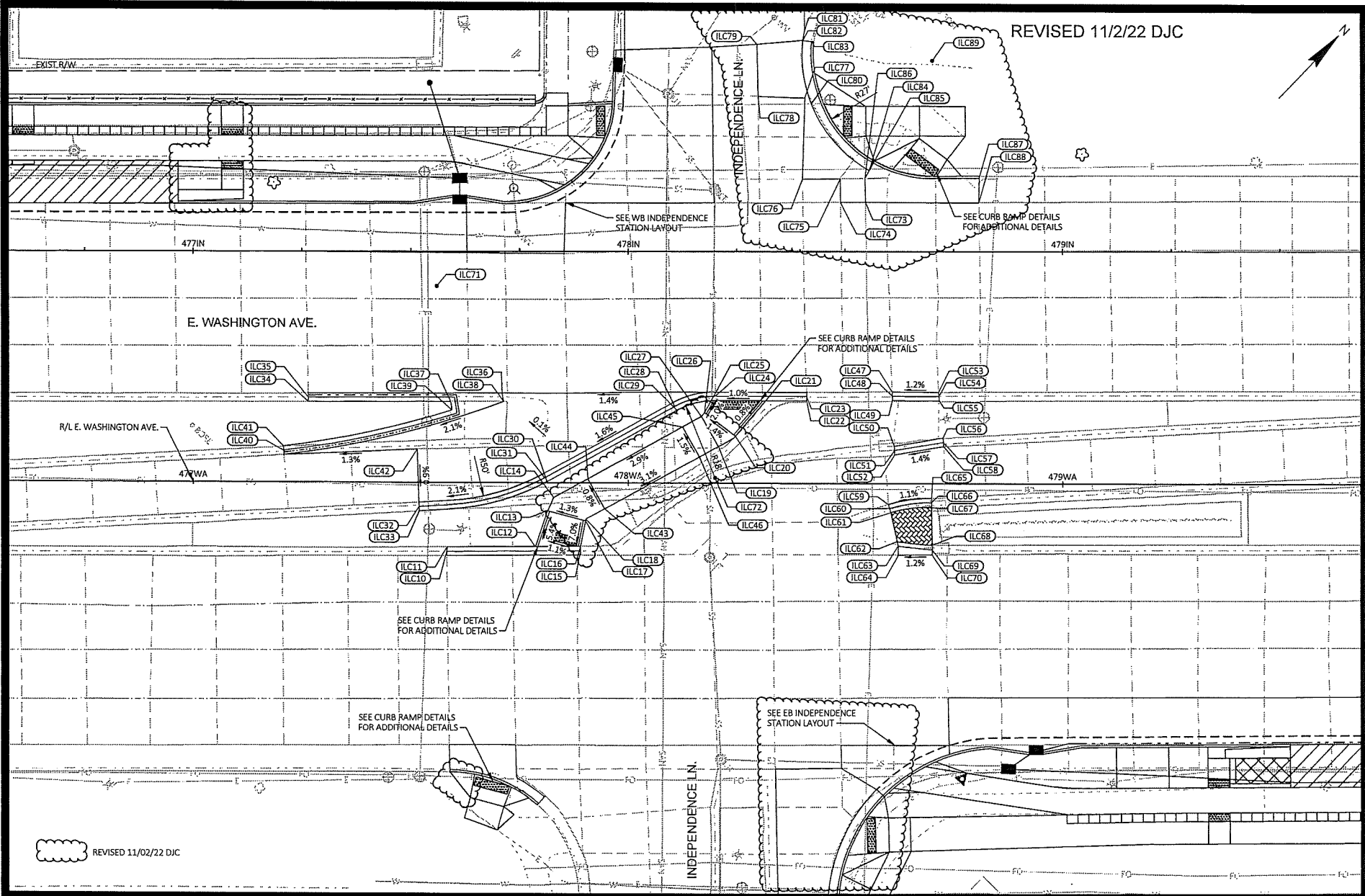
BUS RAPID TRANSIT

CITY OF MADISON

60631225P

G25-FI

LAYOUT DATE: 02/27/21  
 FILE NAME: C:\PWORKING\A\COMD\_0320\_NA\_2019\COMD2145\010715\02067\_PWDWG  
 LAST PLOT DATE: 2/22/21



REVISED 11/2/22 DJC

REVISED 11/02/22 DJC

DATE	11/02/22	BY	DJC
DATE	11/02/22	BY	DJC
DATE	11/02/22	BY	DJC
DATE	11/02/22	BY	DJC
DATE	11/02/22	BY	DJC

60631225P  
 CITY OF MADISON, DANE COUNTY, WI  
 CONTRACT NO: 60631225C

GRADING PLAN: WB E. WASHINGTON AVENUE AT INDEPENDENCE LANE  
 BUS RAPID TRANSIT  
 CITY OF MADISON



60631225P  
 G26-E

C:\P\WORKING\ACCOMA\_DSD\_04\_2019\0002146\00107215\050267A\_PWDWG\_LAYOUT\NAME - G0267A\_PN  
 LAST PLOT DATE: 2022-11-08  
 FILE NAME:

STATION & OFFSET TABLE						
POINT	STATION	OFFSET	Y COORDS	X COORDS	ELEVATION	COMMENT
ILC10	477+58.24	16.18' RT	502227.50	841400.69	880.41	FL
ILC11	477+58.29	15.18' RT	502228.25	841400.04	880.84	BOC
ILC12	477+78.58	15.06' RT	502242.28	841414.71	881.17	BOC
ILC13	477+81.46	6.54' RT	502250.45	841410.95	881.68	FOW
ILC14	477+82.83	3.47' RT	502253.62	841409.84	881.20	FOW
ILC15	477+89.00	15.99' RT	502248.75	841422.92	880.81	FL
ILC16	477+88.99	14.99' RT	502249.48	841422.23	881.20	BOC
ILC17	477+90.14	8.92' RT	502254.68	841418.90	881.30	BOW
ILC18	477+90.22	8.51' RT	502255.03	841418.67	881.29	BOW
ILC19	478+20.77	8.54' LT	502288.40	841429.17	882.22	BOW
ILC20	478+24.70	10.96' LT	502292.86	841430.38	882.38	BOW
ILC21	478+31.69	19.24' LT	502303.68	841429.77	882.61	BOC
ILC22	478+41.12	19.25' LT	502310.16	841436.62	882.71	BOC
ILC23	478+41.13	20.25' LT	502310.89	841435.94	882.21	FL
ILC24	478+19.97	20.23' LT	502296.35	841420.57	881.99	FL
ILC25	478+19.12	19.21' LT	502295.02	841420.65	882.47	BOC
ILC26	478+17.53	16.39' LT	502291.88	841421.44	882.68	FOW
ILC27	478+16.87	15.53' LT	502290.80	841421.54	882.10	FOW
ILC28	478+10.72	17.82' LT	502288.25	841415.50	881.73	FL
ILC29	478+11.21	16.95' LT	502287.95	841416.45	882.23	BOC
ILC30	477+81.28	0.25' LT	502255.26	841406.16	881.70	BOC
ILC31	477+80.79	1.12' LT	502255.56	841405.21	881.20	FL
ILC32	477+51.87	5.71' RT	502230.73	841388.87	880.69	FL
ILC33	477+51.94	6.71' RT	502230.05	841389.61	881.24	BOC
ILC34	477+26.44	18.70' LT	502231.02	841353.62	881.19	BOC
ILC35	477+26.44	19.70' LT	502231.75	841352.93	880.80	FL
ILC36	477+70.93	20.84' LT	502263.12	841384.49	881.35	FL
ILC37	477+59.14	18.81' LT	502253.55	841377.32	881.23	BOC

STATION & OFFSET TABLE						
POINT	STATION	OFFSET	Y COORDS	X COORDS	ELEVATION	COMMENT
ILC38	477+71.30	18.85' LT	502261.93	841386.14	881.33	FL
ILC39	477+59.46	16.81' LT	502252.31	841378.92	881.18	BOC
ILC40	477+20.80	7.37' LT	502218.91	841357.30	880.26	FL
ILC41	477+20.74	8.37' LT	502219.60	841356.57	880.66	BOC
ILC42	477+51.45	7.76' LT	502240.24	841379.32	880.76	MATCH
ILC43	477+94.58	6.07' RT	502259.80	841420.17	881.37	BOW
ILC44	477+90.69	0.92' LT	502262.20	841412.54	881.31	FOW
ILC45	478+12.50	13.09' LT	502286.03	841420.04	882.03	FOW
ILC46	478+16.40	6.11' LT	502283.63	841427.67	882.15	BOW
ILC47	478+60.80	21.42' LT	502325.25	841449.43	882.48	FL
ILC48	478+60.84	20.42' LT	502324.55	841450.15	882.43	FL
ILC49	478+60.87	19.42' LT	502323.85	841450.86	882.80	BOC
ILC50	478+61.29	8.73' LT	502316.36	841458.50	882.55	BOC
ILC51	478+61.33	7.73' LT	502315.66	841459.22	882.07	FL
ILC52	478+61.37	6.72' LT	502314.95	841459.94	882.14	FL
ILC53	478+71.47	21.31' LT	502332.50	841457.27	882.60	FL
ILC54	478+71.57	20.31' LT	502331.84	841458.03	882.56	FL
ILC55	478+71.67	19.30' LT	502331.17	841458.79	882.91	BOC
ILC56	478+72.50	10.67' LT	502325.47	841465.33	882.69	BOC
ILC57	478+72.59	9.67' LT	502324.81	841466.08	882.29	FL
ILC58	478+72.69	8.67' LT	502324.15	841466.84	882.30	FL
ILC59	478+59.95	4.87' RT	502305.55	841466.87	881.92	FL
ILC60	478+60.23	5.83' RT	502305.04	841467.73	882.12	FL
ILC61	478+60.51	6.80' RT	502304.54	841468.60	882.32	BOC
ILC62	478+61.97	13.60' RT	502300.59	841474.33	882.09	BOC
ILC63	478+62.18	14.64' RT	502299.98	841475.20	881.72	FL
ILC64	478+62.23	16.78' RT	502298.46	841476.71	881.75	FL
ILC65	478+69.87	3.45' RT	502313.40	841473.10	882.02	FL

STATION & OFFSET TABLE						
POINT	STATION	OFFSET	Y COORDS	X COORDS	ELEVATION	COMMENT
ILC66	478+69.88	4.45' RT	502312.68	841473.80	881.91	FL
ILC67	478+69.89	5.45' RT	502311.96	841474.49	882.44	BOC
ILC68	478+69.98	14.47' RT	502305.46	841480.75	882.15	BOC
ILC69	478+69.98	15.48' RT	502304.73	841481.45	881.68	FL
ILC70	478+69.99	16.71' RT	502303.84	841482.30	881.85	FL
ILC71	477+55.94	45.65' LT	502270.87	841356.56	0.00	RADIUS*
ILC72	478+19.98	1.23' LT	502282.55	841433.62	0.00	RADIUS*
ILC73	478+54.68	65.42' LT	502353.04	841414.77	881.97	MATCH
ILC74	478+48.92	65.43' LT	502349.09	841410.58	881.91	MATCH
ILC75	478+48.90	70.91' LT	502353.06	841406.81	881.82	MATCH
ILC76	478+40.18	70.85' LT	502347.03	841400.51	881.68	MATCH
ILC77	478+40.74	89.85' LT	502361.23	841387.86	882.65	MATCH
ILC78	478+29.99	90.24' LT	502354.13	841379.78	882.43	MATCH
ILC79	478+29.78	102.30' LT	502362.76	841371.35	882.77	MATCH
ILC80	478+42.25	88.50' LT	502361.28	841389.89	882.58	MATCH
ILC81	478+40.72	105.27' LT	502372.42	841377.26	883.02	MATCH
ILC82	478+40.34	103.23' LT	502370.68	841378.39	882.95	MATCH
ILC83	478+42.33	103.06' LT	502371.92	841379.96	883.31	MATCH
ILC84	478+55.60	72.92' LT	502359.12	841410.29	881.99	EOP
ILC85	478+56.52	74.69' LT	502361.05	841409.75	882.08	FL
ILC86	478+54.59	71.06' LT	502357.08	841410.84	881.88	EOP
ILC87	478+80.87	71.16' LT	502375.20	841429.87	882.02	MATCH
ILC88	478+80.79	65.39' LT	502370.94	841433.77	882.32	MATCH
ILC89	478+70.12	98.61' LT	502387.77	841403.21	0.00	RADIUS*

\* POINTS USED FOR CENTER MAY HAVE ZERO OR APPROXIMATED ELEVATIONS - THESE POINTS ARE INCLUDED IN THE TABLE FOR HORIZONTAL LOCATION. THE VERTICAL ELEVATION OF THESE POINTS ARE NOT INTENDED FOR CONSTRUCTION

NO.	DATE	BY
1	11/02/22	DJC

ADDITIONAL REVISIONS:  
 Drawn by: mms Date: 2022-11-08  
 11/02/22

60631225P  
 CITY OF MADISON, DANE COUNTY, WI  
 CONTRACT NO: 60631225C

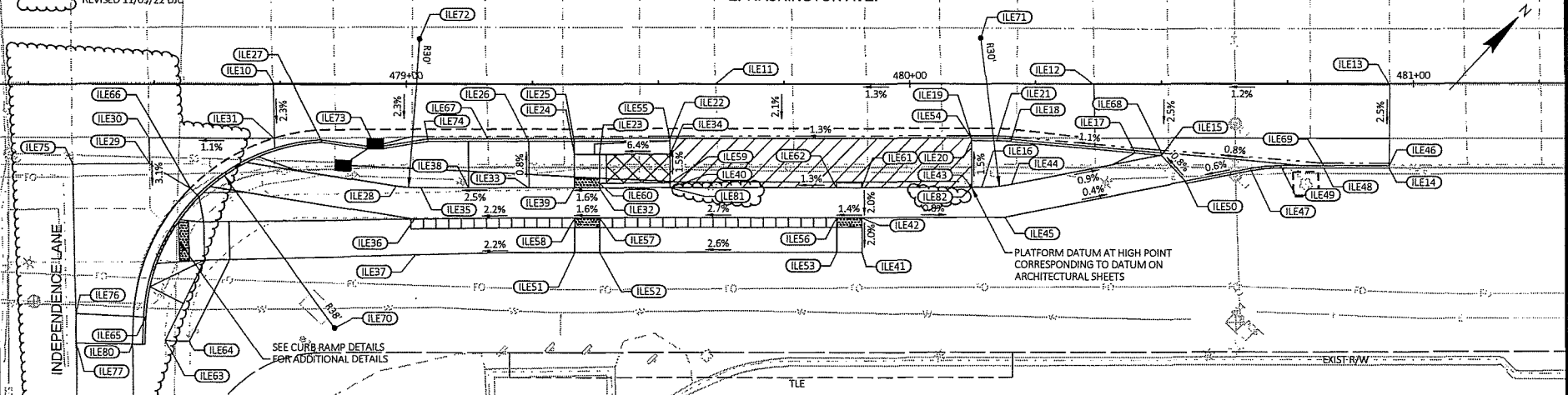
GRADING PLAN: WB E. WASHINGTON AVENUE AT INDEPENDENCE LANE  
 BUS RAPID TRANSIT  
 CITY OF MADISON



60631225P  
 G26A-E

REVISED 11/03/22 DJG

E. WASHINGTON AVE.



STATION & OFFSET TABLE

POINT	STATION	OFFSET	Y COORDS	X COORDS	ELEVATION	COMMENT
ILE10	478+73.62	0.29' LT	502282.30	841507.63	881.67	MATCH
ILE11	479+61.39	0.01' LT	502342.74	841571.27	882.78	MATCH
ILE12	480+36.63	0.08' RT	502394.66	841625.72	883.75	MATCH
ILE13	480+95.31	0.23' RT	502435.10	841668.25	884.48	MATCH
ILE14	480+95.15	17.20' RT	502422.72	841679.86	884.53	BOC
ILE15	480+49.97	14.46' RT	502393.48	841645.30	883.65	EOP
ILE16	480+14.28	21.00' RT	502364.09	841624.02	883.98	EOP
ILE17	480+44.77	13.97' RT	502390.25	841641.21	884.09	BOC
ILE18	480+20.07	11.64' RT	502374.87	841621.74	883.81	BOC
ILE19	480+12.25	11.00' RT	502369.92	841615.65	884.34	TOP
ILE20	480+12.25	11.50' RT	502369.56	841615.99	883.72	BOC
ILE21	480+17.24	11.50' RT	502373.01	841619.60	883.78	BOC
ILE22	479+52.25	11.00' RT	502328.46	841572.27	883.56	TOP
ILE23	479+38.25	14.17' RT	502316.50	841564.34	882.79	FOW
ILE24	479+33.25	14.17' RT	502313.04	841560.73	882.72	FOW
ILE25	479+33.25	11.52' RT	502314.96	841558.90	882.69	BOC
ILE26	479+24.25	11.52' RT	502308.74	841552.39	882.58	BOC
ILE27	478+83.30	11.65' RT	502280.36	841522.88	882.02	BOC
ILE28	478+97.97	20.61' RT	502284.01	841539.67	881.99	FOW
ILE29	478+49.01	16.11' RT	502253.44	841501.17	881.01	MATCH
ILE30	478+48.90	10.77' RT	502257.22	841497.40	881.13	MATCH
ILE31	478+73.82	10.92' RT	502274.33	841515.52	881.42	MATCH
ILE32	479+38.25	21.00' RT	502311.56	841569.06	882.86	FOW
ILE33	479+24.25	21.00' RT	502301.89	841558.94	882.65	FOW
ILE34	479+52.25	14.17' RT	502326.17	841574.46	883.61	TOP

STATION & OFFSET TABLE

POINT	STATION	OFFSET	Y COORDS	X COORDS	ELEVATION	COMMENT
ILE35	479+02.79	21.00' RT	502287.06	841543.43	882.11	FOW
ILE36	479+01.51	27.27' RT	502281.65	841546.83	881.99	BOW
ILE37	479+01.69	34.46' RT	502276.57	841551.94	881.88	BOW
ILE38	479+12.25	21.00' RT	502293.60	841550.26	882.35	FOW
ILE39	479+33.25	21.00' RT	502308.11	841565.44	882.78	FOW
ILE40	479+52.25	21.00' RT	502321.23	841579.18	883.71	TOP
ILE41	479+90.38	34.00' RT	502338.18	841615.73	883.96	BOW
ILE42	479+90.38	27.00' RT	502343.24	841610.89	884.10	FOW
ILE43	480+12.25	21.00' RT	502362.69	841622.55	884.49	TOP
ILE44	480+20.16	20.42' RT	502368.58	841627.87	883.92	EOP
ILE45	480+18.84	27.00' RT	502362.91	841631.47	883.88	EOP
ILE46	480+95.15	16.70' RT	502423.08	841679.52	884.03	FL
ILE47	480+67.57	17.25' RT	502403.63	841659.96	883.79	BOC
ILE48	480+82.20	17.18' RT	502413.78	841670.49	884.41	BOC
ILE49	480+73.55	16.67' RT	502408.18	841663.88	883.83	BOC
ILE50	480+54.69	19.83' RT	502392.86	841652.43	883.71	BOC
ILE51	479+33.25	34.00' RT	502298.71	841574.43	882.59	BOW
ILE52	479+38.25	34.00' RT	502302.16	841578.04	882.67	BOW
ILE53	479+85.38	34.00' RT	502334.73	841612.11	883.89	BOW
ILE54	480+12.25	11.00' RT	502369.92	841615.64	883.22	FL
ILE55	479+52.25	11.00' RT	502328.46	841572.27	882.44	FL
ILE56	479+85.38	27.00' RT	502339.79	841607.28	884.03	FOW
ILE57	479+38.25	27.00' RT	502307.22	841573.21	882.77	FOW
ILE58	479+33.25	27.00' RT	502303.77	841569.59	882.69	FOW
ILE59	479+52.25	20.04' RT	502321.92	841578.52	883.70	TOP

STATION & OFFSET TABLE

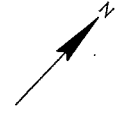
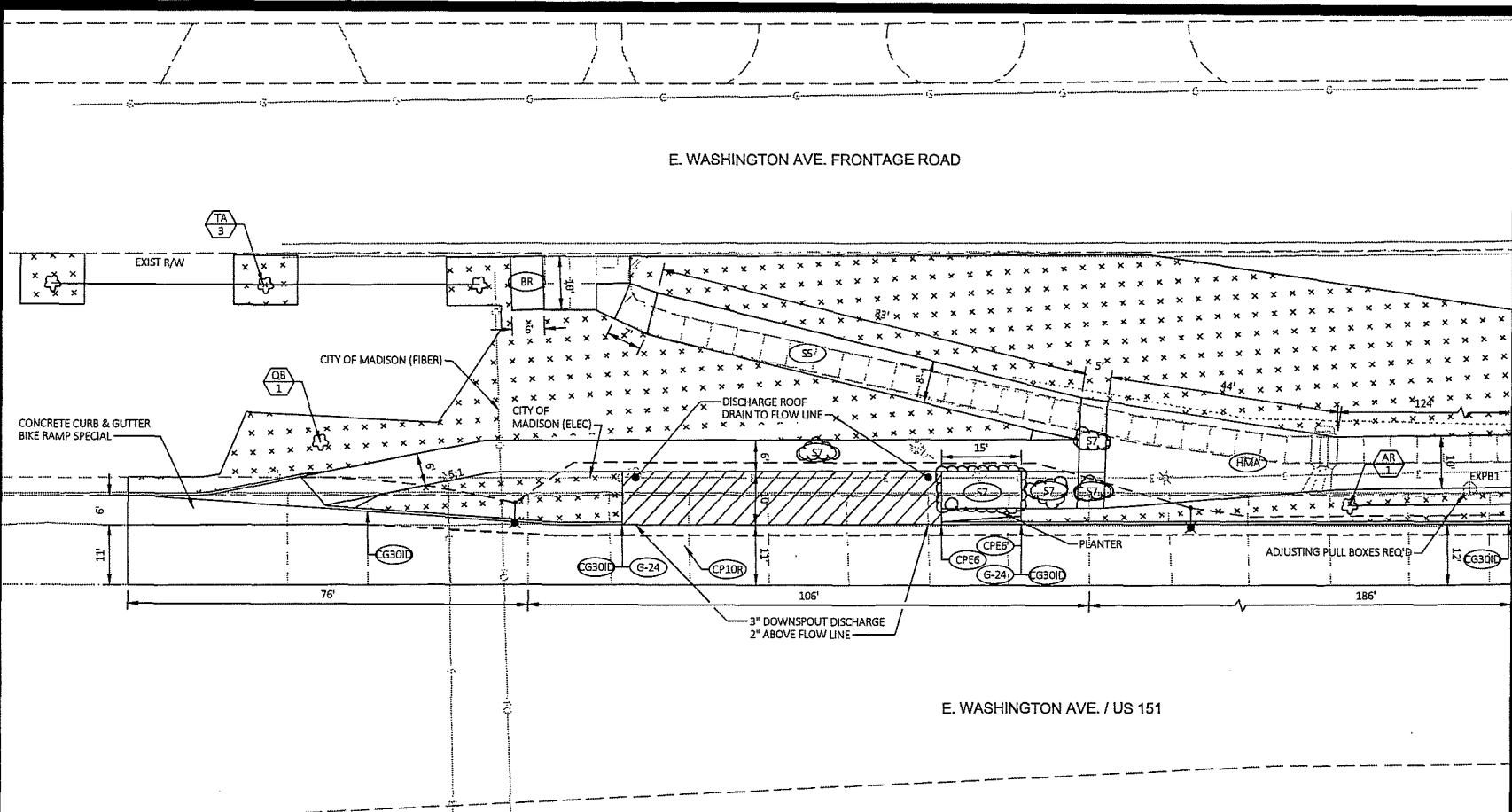
POINT	STATION	OFFSET	Y COORDS	X COORDS	ELEVATION	COMMENT
ILE60	479+38.25	20.04' RT	502312.25	841568.40	882.85	FOW
ILE61	479+90.38	21.00' RT	502347.58	841606.75	884.22	EOP
ILE62	479+85.38	21.00' RT	502344.12	841603.13	884.15	EOP
ILE63	478+51.93	51.57' RT	502229.82	841527.78	879.97	MATCH
ILE64	478+56.74	51.71' RT	502233.05	841531.36	879.95	MATCH
ILE65	478+48.15	46.85' RT	502230.62	841521.79	880.15	BOC
ILE66	478+57.06	21.04' RT	502255.44	841510.39	880.85	EOP
ILE67	479+16.14	11.04' RT	502303.49	841546.20	881.97	FL
ILE68	480+50.01	13.96' RT	502393.88	841644.99	883.64	FL
ILE69	480+82.20	16.68' RT	502414.14	841670.14	883.91	FL
ILE70	478+85.58	49.08' RT	502254.87	841550.39	0.00	RADIUS*
ILE71	480+14.28	9.00' LT	502385.78	841603.29	0.00	RADIUS*
ILE72	479+02.79	9.00' LT	502308.75	841522.70	0.00	RADIUS*
ILE73	478+93.80	12.57' RT	502286.95	841531.11	881.47	FL
ILE74	479+04.30	11.56' RT	502294.93	841538.00	882.31	BOC
ILE75	478+33.74	16.20' RT	502242.82	841490.20	880.80	MATCH
ILE76	478+34.22	46.16' RT	502221.50	841511.24	879.85	MATCH
ILE77	478+34.25	52.10' RT	502217.22	841515.37	879.66	MATCH
ILE78	478+33.23	96.15' RT	502184.68	841545.07	0.00	MATCH*
ILE79	478+45.55	96.39' RT	502193.01	841554.14	0.00	MATCH*
ILE80	478+45.43	52.30' RT	502224.80	841523.59	879.36	MATCH
ILE81	479+52.25	21.00' RT	502321.23	841579.18	883.24	FOW
ILE82	480+12.25	21.00' RT	502362.69	841622.56	884.00	FOW

\* POINTS USED FOR CENTER MAY HAVE ZERO OR APPROXIMATED ELEVATIONS - THESE POINTS ARE INCLUDED IN THE TABLE FOR HORIZONTAL LOCATION. THE VERTICAL ELEVATION OF THESE POINTS ARE NOT INTENDED FOR CONSTRUCTION

60631225P  
 CITY OF MADISON, DANE COUNTY, WI  
 CONTRACT NO: 60631225C  
 GRADING PLAN: EB E. WASHINGTON AVENUE AT INDEPENDENCE LANE  
 BUS RAPID TRANSIT  
 CITY OF MADISON  
 60631225P  
 G27-E

ADDITIONAL REVISIONS  
 DATE  
 BY  
 FILE NAME: C:\P\WORKING\ECOM\_DISTO\_NA\_2019\002148\000107\151050270\_P\DWG\_LAYOUT\NAME - 050719.dgn  
 LAST PLOT DATE: 2022-11-09

E. WASHINGTON AVE. FRONTAGE ROAD



MATCHLINE

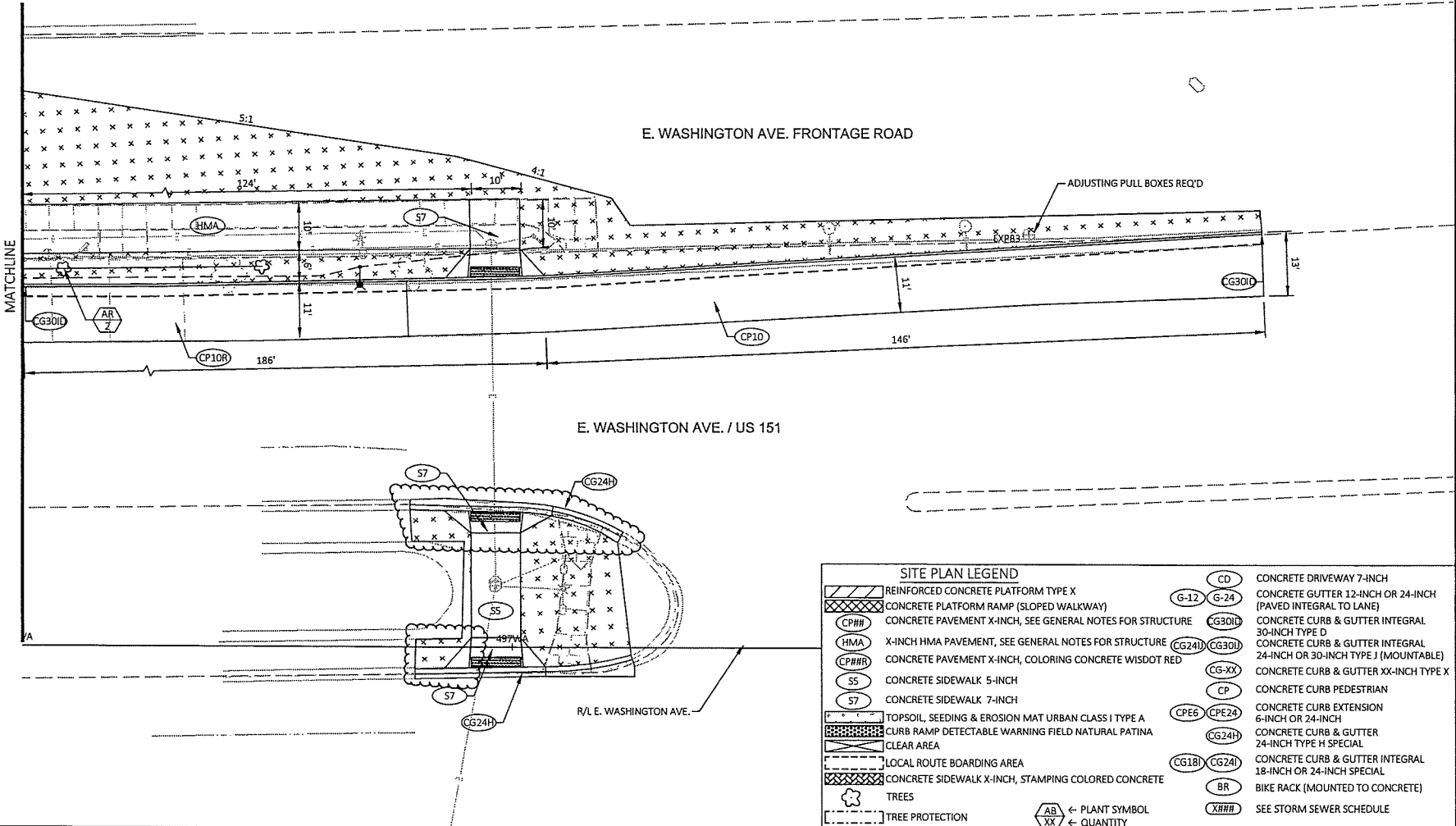
E. WASHINGTON AVE. / US 151

SITE PLAN LEGEND	
	REINFORCED CONCRETE PLATFORM TYPE X
	CONCRETE PLATFORM RAMP (SLOPED WALKWAY)
	CONCRETE PAVEMENT X-INCH, SEE GENERAL NOTES FOR STRUCTURE
	X-INCH HMA PAVEMENT, SEE GENERAL NOTES FOR STRUCTURE
	CONCRETE PAVEMENT X-INCH, COLORING CONCRETE WISDOT RED
	CONCRETE SIDEWALK 5-INCH
	CONCRETE SIDEWALK 7-INCH
	TOPSOIL, SEEDING & EROSION MAT URBAN CLASS 1 TYPE A
	CURB RAMP DETECTABLE WARNING FIELD NATURAL PATINA
	CLEAR AREA
	LOCAL ROUTE BOARDING AREA
	CONCRETE SIDEWALK X-INCH, STAMPING COLORED CONCRETE
	TREES
	TREE PROTECTION
	← PLANT SYMBOL
	← QUANTITY
	CONCRETE DRIVEWAY 7-INCH
	CONCRETE GUTTER 12-INCH OR 24-INCH (PAVED INTEGRAL TO LANE)
	CONCRETE CURB & GUTTER INTEGRAL 30-INCH TYPE D
	CONCRETE CURB & GUTTER INTEGRAL 24-INCH OR 30-INCH TYPE J (MOUNTABLE)
	CONCRETE CURB & GUTTER XX-INCH TYPE X
	CONCRETE CURB PEDESTRIAN
	CONCRETE CURB EXTENSION 6-INCH OR 24-INCH
	CONCRETE CURB & GUTTER 24-INCH TYPE H SPECIAL
	CONCRETE CURB & GUTTER INTEGRAL 18-INCH OR 24-INCH SPECIAL
	BIKE RACK (MOUNTED TO CONCRETE)
	SEE STORM SEWER SCHEDULE
	CONCRETE CURB & GUTTER INTEGRAL 30-INCH TYPE D
	CONCRETE CURB & GUTTER INTEGRAL 24-INCH OR 30-INCH TYPE J (MOUNTABLE)
	CONCRETE CURB & GUTTER XX-INCH TYPE X
	CONCRETE CURB PEDESTRIAN
	CONCRETE CURB EXTENSION 6-INCH OR 24-INCH
	CONCRETE CURB & GUTTER 24-INCH TYPE H SPECIAL
	CONCRETE CURB & GUTTER INTEGRAL 18-INCH OR 24-INCH SPECIAL
	BIKE RACK (MOUNTED TO CONCRETE)
	SEE STORM SEWER SCHEDULE

REVISED 11/03/22 DIC

60631225P	ADDENDUM 3	1/19/22	DIC
MARK	REVISION	DATE	BY
Designed by: mms Date: 2022-11-09			
Checked by: [blank] Date: [blank]			
Scale: 1"=30' FT			
60631225P			
SITE PLAN: WB E. WASHINGTON AVENUE AT E. SPRINGS DRIVE			
CITY OF MADISON, DANE COUNTY, WI			
BUS RAPID TRANSIT			
CONTRACT NO: 60631225C			
CITY OF MADISON			
60631225P			
P28-E			

REVISED 11/03/22 DIC



SITE PLAN LEGEND	
[Symbol]	REINFORCED CONCRETE PLATFORM TYPE X
[Symbol]	CONCRETE PLATFORM RAMP (SLOPED WALKWAY)
(CP##)	CONCRETE PAVEMENT X-INCH, SEE GENERAL NOTES FOR STRUCTURE
(HMA)	X-INCH HMA PAVEMENT, SEE GENERAL NOTES FOR STRUCTURE
(CP##R)	CONCRETE PAVEMENT X-INCH, COLORING CONCRETE WISDOT RED
(S5)	CONCRETE SIDEWALK 5-INCH
(S7)	CONCRETE SIDEWALK 7-INCH
[Symbol]	TOPSOIL, SEEDING & EROSION MAT URBAN CLASS I TYPE A
[Symbol]	CURB RAMP DETECTABLE WARNING FIELD NATURAL PATINA CLEAR AREA
[Symbol]	LOCAL ROUTE BOARDING AREA
[Symbol]	CONCRETE SIDEWALK X-INCH, STAMPING COLORED CONCRETE
[Symbol]	TREES
[Symbol]	TREE PROTECTION
(CD)	CONCRETE DRIVEWAY 7-INCH
(G-12) (G-24)	CONCRETE GUTTER 12-INCH OR 24-INCH (PAVED INTEGRAL TO LANE)
(CG30ID)	CONCRETE CURB & GUTTER INTEGRAL 30-INCH TYPE D
(CG24H) (CG30I)	CONCRETE CURB & GUTTER INTEGRAL 24-INCH OR 30-INCH TYPE J (MOUNTABLE)
(CG-XX)	CONCRETE CURB & GUTTER XX-INCH TYPE X
(CP)	CONCRETE CURB PEDESTRIAN
(CPE6) (CPE24)	CONCRETE CURB EXTENSION 6-INCH OR 24-INCH
(CG24H)	CONCRETE CURB & GUTTER 24-INCH TYPE H SPECIAL
(CG18I) (CG24I)	CONCRETE CURB & GUTTER INTEGRAL 18-INCH OR 24-INCH SPECIAL
(BR)	BIKE RACK (MOUNTED TO CONCRETE)
(X##)	SEE STORM SEWER SCHEDULE
(AB) (XX)	← PLANT SYMBOL ← QUANTITY

DATE	11/03/22	BY	DIC
DESIGNED BY	ABSEN/BLJ	CHECKED BY	ABSEN/BLJ
DATE	2022-11-03	DATE	2022-11-03
SCALE	1"=20' FT	SCALE	1"=20' FT
PROJECT NO.	60631225P	PROJECT NO.	60631225P

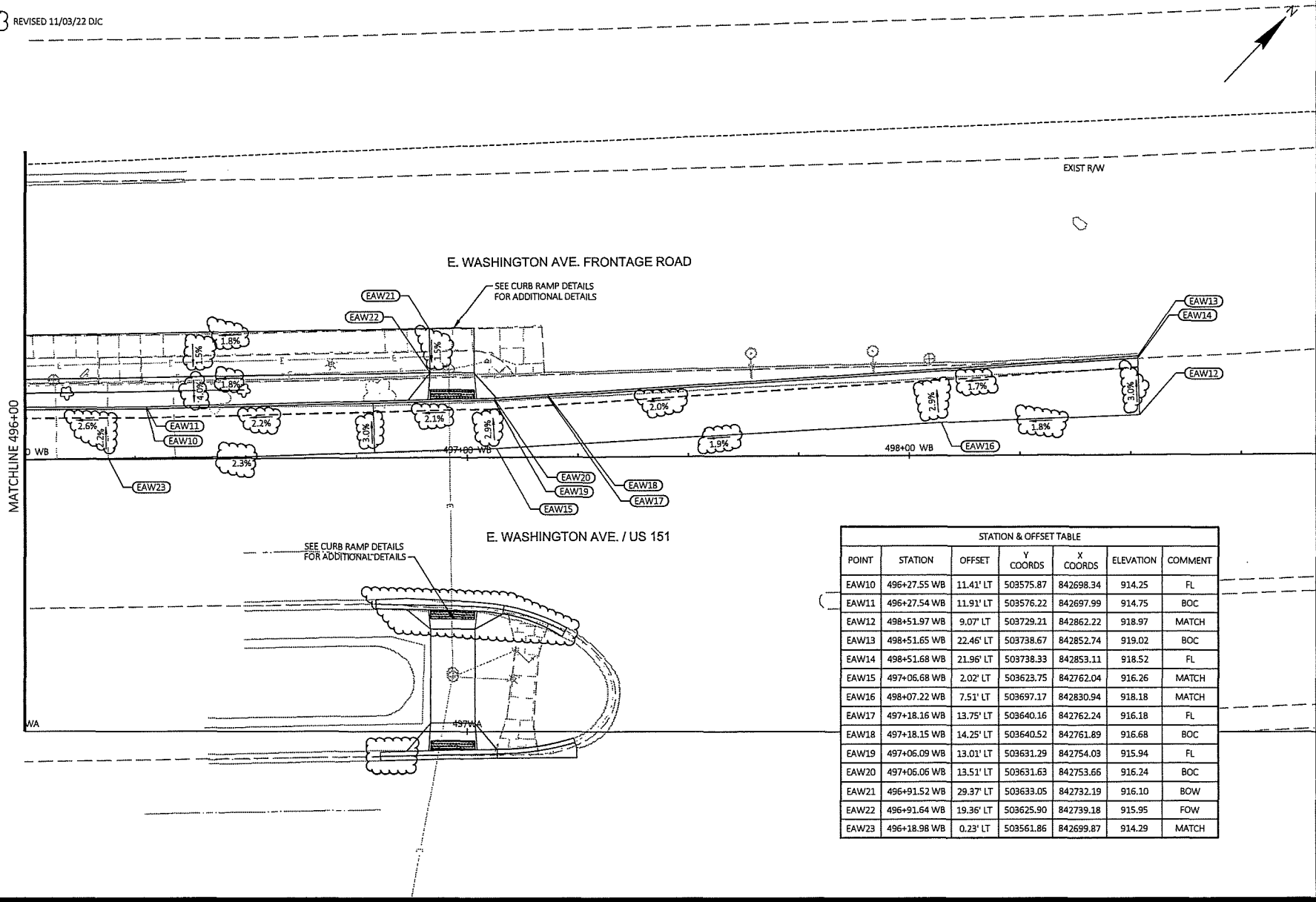
60631225P  
 CITY OF MADISON, DANE COUNTY, WI  
 CONTRACT NO.: 60631225C

SITE PLAN: WB E. WASHINGTON AVENUE AT E. SPRINGS DRIVE  
 BUS RAPID TRANSIT  
 CITY OF MADISON

60631225P  
 P29-E

FILE NAME: C:\WORKING\ACCOM\1022\_IN\_103\VC0014\0010715\050322\_PN.DWG  
 USER: JACOB  
 DATE: 11/03/22

REVISED 11/03/22 DIC



STATION & OFFSET TABLE						
POINT	STATION	OFFSET	Y COORDS	X COORDS	ELEVATION	COMMENT
EAW10	496+27.55 WB	11.41' LT	503575.87	842698.34	914.25	FL
EAW11	496+27.54 WB	11.91' LT	503576.22	842697.99	914.75	BOC
EAW12	498+51.97 WB	9.07' LT	503729.21	842862.22	918.97	MATCH
EAW13	498+51.65 WB	22.46' LT	503738.67	842852.74	919.02	BOC
EAW14	498+51.68 WB	21.96' LT	503738.33	842853.11	918.52	FL
EAW15	497+06.68 WB	2.02' LT	503623.75	842762.04	916.26	MATCH
EAW16	498+07.22 WB	7.51' LT	503697.17	842830.94	918.18	MATCH
EAW17	497+18.16 WB	13.75' LT	503640.16	842762.24	916.18	FL
EAW18	497+18.15 WB	14.25' LT	503640.52	842761.89	916.68	BOC
EAW19	497+06.09 WB	13.01' LT	503631.29	842754.03	915.94	FL
EAW20	497+06.06 WB	13.51' LT	503631.63	842753.66	916.24	BOC
EAW21	496+91.52 WB	29.37' LT	503633.05	842732.19	916.10	BOW
EAW22	496+91.64 WB	19.36' LT	503625.90	842739.18	915.95	FOW
EAW23	496+18.98 WB	0.23' LT	503561.86	842699.87	914.29	MATCH

WORK	ADDITIONAL	11/03/22	DIC
REVISION		DATE	BY
<small>Drawn by: mward Date: 2022-11-03 Checked by: JG Date: 2022-11-03</small>			

GRADING PLAN: WB E. WASHINGTON AVENUE AT E. SPRINGS DRIVE  
 BUS RAPID TRANSIT  
 CITY OF MADISON  
 CITY OF MADISON, DANE COUNTY, WI  
 CONTRACT NO: 60631225C



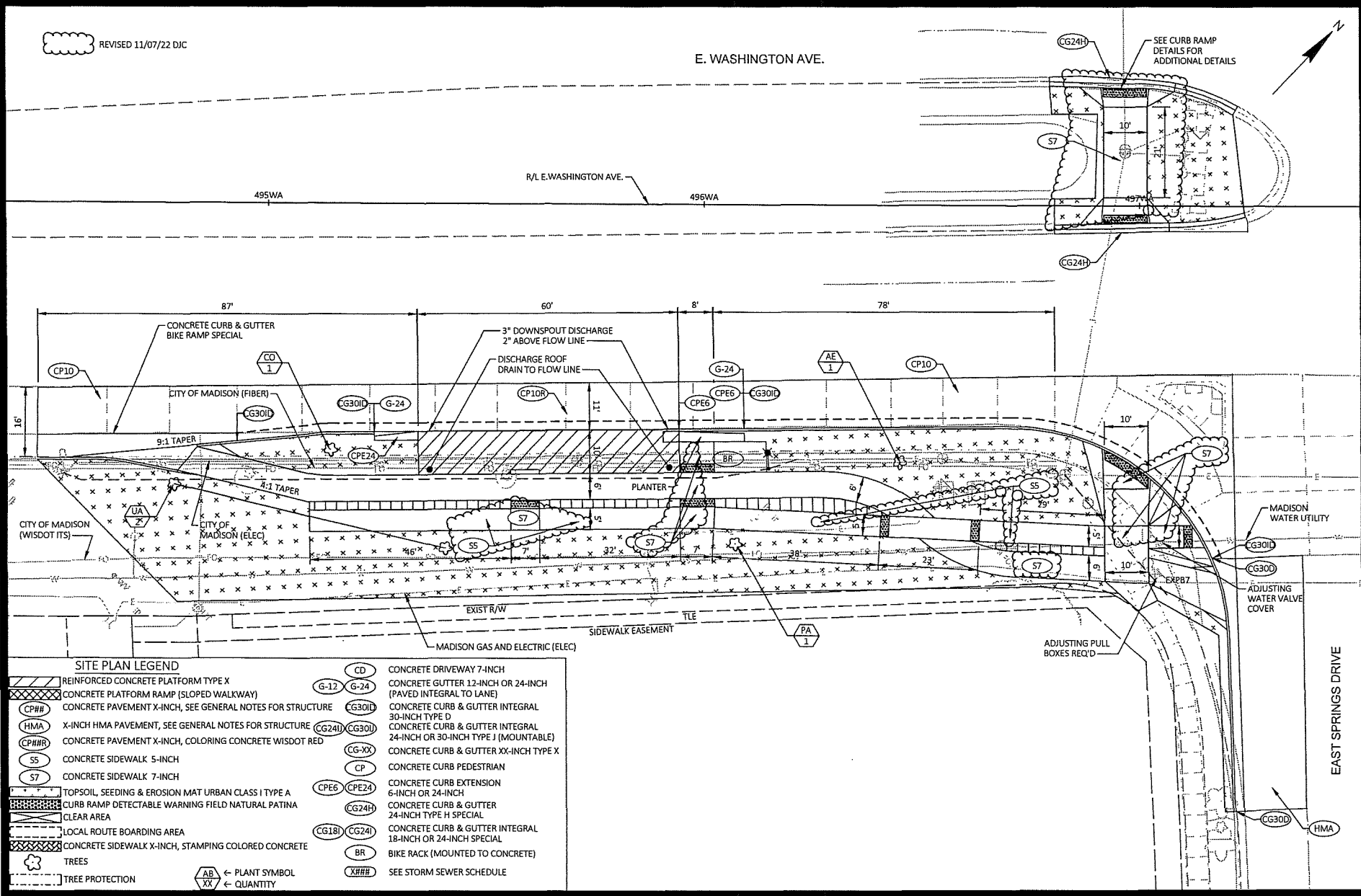
60631225P  
G29-E

FILE NAME: C:\WORKING\ASCOM\_0330\_Ma\_2019\CO2143000715\050273\_PWDWG  
 LAYOUT NAME: 050273\_Pn



REVISED 11/07/22 DJC

E. WASHINGTON AVE.



**SITE PLAN LEGEND**

	REINFORCED CONCRETE PLATFORM TYPE X		CD	CONCRETE DRIVEWAY 7-INCH
	CONCRETE PLATFORM RAMP (SLOPED WALKWAY)		G-12 G-24	CONCRETE GUTTER 12-INCH OR 24-INCH (PAVED INTEGRAL TO LANE)
	CONCRETE PAVEMENT X-INCH, SEE GENERAL NOTES FOR STRUCTURE		CG30I	CONCRETE CURB & GUTTER INTEGRAL 30-INCH TYPE D
	X-INCH HMA PAVEMENT, SEE GENERAL NOTES FOR STRUCTURE		CG24I CG30II	CONCRETE CURB & GUTTER INTEGRAL 24-INCH OR 30-INCH TYPE J (MOUNTABLE)
	CONCRETE PAVEMENT X-INCH, COLORING CONCRETE WISDOT RED		CG-XX	CONCRETE CURB & GUTTER XX-INCH TYPE X
	CONCRETE SIDEWALK 5-INCH		CP	CONCRETE CURB PEDESTRIAN
	CONCRETE SIDEWALK 7-INCH		CPE6 CPE24	CONCRETE CURB EXTENSION 6-INCH OR 24-INCH
	TOPSOIL, SEEDING & EROSION MAT URBAN CLASS I TYPE A		CG24H	CONCRETE CURB & GUTTER 24-INCH TYPE H SPECIAL
	CURB RAMP DETECTABLE WARNING FIELD NATURAL PATINA		CG18I CG24I	CONCRETE CURB & GUTTER INTEGRAL 18-INCH OR 24-INCH SPECIAL
	CLEAR AREA		BR	BIKE RACK (MOUNTED TO CONCRETE)
	LOCAL ROUTE BOARDING AREA		X###	SEE STORM SEWER SCHEDULE
	CONCRETE SIDEWALK X-INCH, STAMPING COLORED CONCRETE			
	TREES			
	TREE PROTECTION			
	← PLANT SYMBOL			
	← QUANTITY			

DATE	11/07/22	DWG	BY
DATE		DATE	BY
MARK		REVISION	
DESIGNED BY	TRAVEL	DATE	2022-11-09
DRAWN BY	TRAVEL	DATE	2022-11-09

60631225P  
 CITY OF MADISON, DANE COUNTY, WI  
 CONTRACT NO: 60631225C  
 SITE PLAN: EB E. WASHINGTON AVENUE AT E. SPRINGS DRIVE  
 BUS RAPID TRANSIT  
 CITY OF MADISON  
 EAST SPRINGS DRIVE  
 60631225P  
 P30-E

FILE NAME: C:\P\WORKING\NECON\_0520\_M\_2023\CO2142R010713195075\_P\DWG LAYOUT NAME - 050275\_1P  
 LAST PLOT DATE: 2022-11-09

# STORM SEWER SCHEDULE

## PROPOSED STORM STRUCTURES

STRUC. NO	STATION	LOCATION (OFFSET)	TYPE/CASTING	TOP OF CASTING	E.I.	DEPTH	NOTES
SITE 45 - CAMPUS DRIVE ROADWAY WORK (EB)							
S4504	1010+26.78	RT 39.582	2X3/SALVAGE CASTING	877.15	873.60	3.55	USE CASTING FROM IN4450-122
S4501	1005+13.71	RT 33.461	FIELD POUR/SALVAGE CASTING	878.80	874.23	4.57	USE CASTING FROM IN4450-016
S4502	1005+65.06	RT 33.623	FIELD POUR/SALVAGE CASTING	878.76	874.84	3.92	USE CASTING FROM IN4450-017
S4503	1008+62.91	LT 202.60	FIELD POUR/SALVAGE CASTING	877.84	874.35	3.49	USE CASTING FROM IN4450-039
S4503A	1008+63.05	LT 202.61	2X2/B	879.05	875.35	3.70	
C4502	1008+63.16	RT 32.237	CONNECTION		874.35		CONCRETE COLLARS FOR PIPE REQ'D
C4503	1008+55.02	RT 33.563	CONNECTION		874.45		CONCRETE COLLARS FOR PIPE REQ'D
C4504	1008+62.91	LT 202.60	CONNECTION		874.45		CONCRETE COLLARS FOR PIPE REQ'D
C4505	1010+26.56	RT 35.562	CONNECTION		873.54		STORM SEWER TAP REQ'D
SITE 4 - MINERAL POINT ROAD AT GRAND CANYON DRIVE (ALIGNMENT MP)							
S401	135+39.22	RT 7.08	2X3-S/SALVAGE CASTING	1048.19	1048.98	4.21	USE CASTING FROM IN2856-011
S402	135+39.29	LT 2.07	2X3-S/SALVAGE CASTING	1047.74	1043.00	4.74	USE CASTING FROM IN2856-008
S405	134+04.61	RT 8.60	2X3-S/H-S	1043.84	1039.08	4.76	
S403	133+97.74	RT 12.24	4 FT//J-S	1043.39	1039.00	4.38	FLAT TOP SLAB REQ'D
S405	134+04.63	LT 4.09	2X3-S/H-S	1043.77	1039.13	4.59	
C403	133+97.65	RT 2.01	CONNECTION		1039.13		CONCRETE COLLARS FOR PIPE REQ'D
C402	133+97.66	RT 4.91	CONNECTION		1039.01		CONCRETE COLLARS FOR PIPE REQ'D
C401	133+97.74	RT 12.24	CONNECTION		1038.90		CONCRETE COLLARS FOR PIPE REQ'D
C404	133+97.54	LT 3.51	CONNECTION		1039.08		CONCRETE COLLARS FOR PIPE REQ'D
SITE 1 - JUNCTION ROAD (ALIGNMENT PNR)							
S109	1+21.23	LT 38.44	INLET MEDIAN I	1076.71	1073.50	3.21	
S107	1+32.34	LT 68.59	2X3/H-S	1077.30	1072.90	4.40	
S108	1+36.55	LT 59.56	2X3/H-S	1076.48	1073.25	3.23	
S106	1+22.67	LT 28.37	2X3/H-S	1076.73	1072.00	4.73	
S114	2+39.30	LT 157.73	3 FT/C	1074.71	1069.25	5.46	
S115	2+39.30	LT 222.65	2X3/H	1074.92	1069.25	5.67	
S104	2+39.30	LT 94.45	3 FT/C	1073.80	1069.25	4.55	
S105	2+06.99	LT 20.78	3 FT/C	1073.64	1069.75	3.89	
S113	4+38.25	LT 151.98	4 FT/C	1072.22	1066.75	5.47	
S103	4+32.40	LT 87.01	3 FT/C	1071.49	1068.25	3.18	
S102	4+18.55	LT 21.37	3 FT/C	1071.31	1067.00	4.31	
S101	4+62.99	LT 60.83	2X3/H-S	1070.62	1065.00	5.62	
S111	4+54.92	LT 153.50	2X3/H-S	1070.31	1065.00	5.31	
S112	4+54.25	LT 168.12	2X3/H-S	1070.21	1066.00	4.21	
S116	5+03.99	LT 50.12	INLET MEDIAN I	1067.68	1061.50	6.18	
S117	-	-	4 FT//J-S	1065.78	1056.88	8.90	
S100	4+75.49	LT 73.25	ENDWALL	1064.50	1063.00	1.50	18" RCP APRON ENDWALL
S110	4+64.41	LT 153.40	ENDWALL	1064.50	1063.00	1.50	18" RCP APRON ENDWALL
S118	-	-	INLET MEDIAN I	1058.66	1056.50	2.16	
C104	2+77.86	RT 33.50	CONNECTION		1068.43		STORM SEWER TAP REQ'D
C103	-	-	CONNECTION		1055.50		CONCRETE COLLARS FOR PIPE REQ'D
C102	5+07.94	LT 45.59	CONNECTION		1063.76		CONCRETE COLLARS FOR PIPE REQ'D
C101	1+20.74	LT 68.78	CONNECTION		1074.82		CONCRETE COLLARS FOR PIPE REQ'D

REVISED 11/03/2022 VTC

## PROPOSED STORM PIPES

PIPE NO.	FROM (DISCH.)	TO (INLET)	DISCH. E.I.	INLET E.I.	PLAN (PAY) LGTH (FT)	PIPE LGTH (FT)	SLOPE %	PIPE SIZE (IN)	PIPE TYPE	NOTES
SITE 45 - CAMPUS DRIVE ROADWAY WORK (EB)										
P4506	A54503	S4504	873.54	873.60	5	4.756	0.73%	12	RCP C-III	
P4503	S4503	S4503A	875.35	875.43	8	7.681	0.97%	12	RCP C-III	
SITE 4 - MINERAL POINT ROAD AT GRAND CANYON DRIVE										
P409	S401	PLATFORM ROOF DRAIN	1043.75	1043.98	58	57.13	0.40%	8	PVC	
P408	S406	PLATFORM ROOF DRAIN	1039.41	1040.50	24	23.66	4.39%	8	PVC	
P407	C401	S403	1038.83	1039.00	5	4.02	2.83%	15	RCP C-III	
P406	C402	S403	1039.00	1039.08	6	5.45	1.07%	15	RCP C-III	
P405	C404	C403	1039.08	1039.13	8	7.96	0.63%	15	RCP C-III	
P404	S403	S405	1039.05	1039.08	5	4.03	0.39%	15	RCP C-III	
P402	S405	S402	1039.13	1043.00	132	131.72	2.87%	15	RCP C-III	
P401	S402	S401	1043.25	1043.50	8	7.19	2.73%	15	RCP C-III	
SITE 1 - JUNCTION ROAD										
P104	S103	S104	1068.35	1069.25	139	138.29	0.63%	12	RCP C-III	
P112	S111	S112	1065.50	1066.00	12	11.89	9.37%	12	RCP C-III	
P108	S107	S108	1073.00	1073.25	27	26.03	0.89%	12	RCP C-III	
P116-TEMPORARY	S116	PARK & RIDE PARKING LOT	1063.48	1064.98	34	33.19	4.44%	18	PVC	
P116	S117	S116	1056.23	1061.50	198	197.31	2.64%	18	PVC	
P117	S118	S117	1055.50	1056.13	60	59.55	1.00%	18	PVC	
P119B	INFILTRATION CELL 1	WET POND	1058.00	1063.00	33	32.49	15.39%	12	PVC	
P119A	INFILTRATION CELL 1	WET POND	1058.00	1063.00	33	32.52	15.37%	12	PVC	
P119	INFILTRATION CELL 1	WET POND	1058.00	1063.00	33	32.48	15.40%	12	PVC	
P120	INFILTRATION CELL 2	INFILTRATION CELL 1	1057.17	1058.50	25	24.07	5.53%	8	PVC	
P120A	INFILTRATION CELL 1	INFILTRATION CELL 1	1057.17	1058.50	24	24.00	5.54%	8	PVC	
P119-TEMPORARY	WET POND	S116	1063.24	1063.38	14	13.23	1.00%	15	RCP C-III	
P121	S118	INFILTRATION CELL 2	1055.00	1055.00	44	43.63	0.00%	8	PVC	
P122	11.25 DEGREE BEND	COMFORT STATION ROOF DRAIN	1071.80	1073.44	26	25.57	6.41%	8	PVC	
P123	S104	11.25 DEGREE BEND	1070.03	1071.80	99	98.63	1.77%	8	PVC	
P109	S106	S109	1073.00	1073.50	9	8.88	4.37%	18	RCP C-III	
P106	S105	S106	1070.00	1072.00	106	105.77	1.84%	18	RCP C-III	
P102	S101	S102	1065.25	1067.00	73	72.38	2.32%	18	RCP C-III	
P103	S113	S103	1067.25	1068.25	62	61.62	1.52%	12	RCP C-III	
P113	S111	S113	1065.25	1066.75	59	58.20	2.45%	18	RCP C-III	
P111	S110	S111	1063.00	1065.00	35	34.46	5.72%	18	RCP C-III	
P101	S100	S101	1063.00	1065.00	30	29.38	6.70%	18	RCP C-III	
P110	S109	C101	1074.00	1075.10	11	10.54	9.17%	12	RCP C-III	
P107	S106	S107	1072.50	1072.90	58	57.21	0.66%	12	RCP C-III	
P115	S114	S115	1069.50	1070.00	63	62.84	0.76%	12	RCP C-III	
P114	S113	S114	1067.25	1069.25	138	137.66	1.41%	15	RCP C-III	
P130	S109	P110	1074.65	1074.60	11	10.50	0.45%	18	RCP C-III	
P124	WYE CONNECTION	PLATFORM ROOF DRAIN	1069.53	1072.22	52	51.91	5.18%	8	PVC	
P125	WYE CONNECTION	PLATFORM ROOF DRAIN	1069.53	1070.52	15	14.15	7.00%	8	PVC	
P126	C104	WYE CONNECTION	1068.43	1069.43	9	8.81	11.36%	8	PVC	
P105	S102	S105	1067.25	1069.75	202	201.94	1.21%	18	RCP C-III	

REVISED 11/16/2022 VTC

REVISED 11/16/2022 VTC

DATE	11/09/22
BY	VTC
REVISION	ADDendum 3
DATE	11/09/22
BY	VTC

60631225P  
CITY OF MADISON, DANE COUNTY, WI  
CONTRACT NO: 60631225C

STRUCTURES TABLE  
BUS RAPID TRANSIT  
CITY OF MADISON  
60631225P

FILE NAME: C:\WORKING\ALCDM\_0320\_04\_2015\WV\CDM\PROJECTS\60631\60631A\_P37.DWG  
LAYOUT NAME: 030302\_P37

# STORM SEWER SCHEDULE

## PROPOSED STORM STRUCTURES

STRUC. NO	STATION	LOCATION (OFFSET)	TYPE/CASTING	TOP OF CASTING	E.I	DEPTH	NOTES
<b>SITE 12 - UNIVERSITY AVENUE AT MIDVALE BOULEVARD</b>							
S1211	314+44.69	RT 71.62	2X3/SALVAGE CASTING	885.67	882.00	3.67	USE CASTING FROM IN3749-075
S1210	312+94.25	LT 19.92	FIELD POUR SADDLED SAS	886.23	880.40	5.83	FLAT TOP SLAB REQ'D
S1209	312+94.07	LT 19.57	2X3/SALVAGE CASTING	886.59	880.75	5.84	USE CASTING FROM IN3749-038
S1208	312+93.91	LT 4.42	2X3/SALVAGE CASTING	886.48	882.50	3.98	USE CASTING FROM IN3749-037
S1207	314+80.96	RT 0.69	SADDLED INLET TYPE I-S/H-S	885.22	878.19	7.03	
S1206	314+60.36	RT 1.40	SADDLED INLET TYPE I-S/H-S	885.13	878.66	6.47	
S1205	314+81.21	LT 11.65	2X3-S/H-S	885.27	880.90	4.37	
S1204	314+60.24	LT 11.48	2X3-S/H-S	885.21	880.00	5.21	
S1203	314+60.25	LT 17.00	FIELD POUR SADDLED SAS	885.32	878.52	6.80	
S1202	314+60.71	LT 50.69	2X3/SALVAGE CASTING	885.31	880.25	5.06	USE CASTING FROM IN3749-034
S1201	314+85.85	LT 50.40	2X3/SALVAGE CASTING	885.16	881.00	4.16	USE CASTING FROM IN3749-033
C1210	314+49.10	RT 71.56	CONNECTION	881.75			STORM SEWER TAP
C1209	314+66.34	RT 71.62	CONNECTION	884.55			CONCRETE COLLARS FOR PIPE REQ'D
C1205	314+60.25	LT 17.00	CONNECTION	878.47			STORM SEWER TAP
C1204	314+60.25	LT 17.00	CONNECTION	878.48			CONCRETE COLLARS FOR PIPE REQ'D
C1203	314+79.25	LT 18.28	CONNECTION	880.70			STORM SEWER TAP
C1202	312+94.25	LT 19.92	CONNECTION	880.34			CONCRETE COLLARS FOR PIPE REQ'D
C1201	312+94.25	LT 19.92	CONNECTION	880.34			CONCRETE COLLARS FOR PIPE REQ'D
<b>SITE 15 - UNIVERSITY AVENUE AT ORCHARD STREET (ALIGNMENT UW)</b>							
S1505	813+74.79	LT 37.44	4 FT/I-S	875.67	871.25	4.42	ADJUSTING INLET COVERS REQ'D; STORM SEWER TAP REQ'D; CONCRETE COLLARS FOR PIPE REQ'D
S1503	813+80.53	LT 21.79	5 FT/I-S	875.09	872.30	2.79	FLAT TOP SLAB REQ'D
S1504	813+87.93	LT 28.48	4-FT INLET/SALVAGE CASTING	875.95	872.45	3.50	
S1502	812+58.95	LT 20.75	4 FT/I-S	874.61	871.65	2.96	FLAT TOP SLAB REQ'D
S1501	812+58.89	LT 28.16	2X3/SALVAGE CASTING	874.86	871.75	3.11	
C1504	813+87.93	LT 28.48	CONNECTION	872.45			CONCRETE COLLARS FOR PIPE REQ'D
C1503	813+79.81	LT 21.49	CONNECTION	872.30			CONCRETE COLLARS FOR PIPE REQ'D
C1502	811+90.65	LT 20.32	CONNECTION	871.16			CONCRETE COLLARS FOR PIPE REQ'D
C1501	813+74.77	LT 38.02	CONNECTION	873.10			CONCRETE COLLARS FOR PIPE REQ'D
<b>SITE 8 - WHITNEY WAY AT REGENT STREET (ALIGNMENT WW)</b>							
S801	59+36.47	LT 48.26	2X3/SALVAGE CASTING	973.09	969.42	3.67	USE CASTING FROM IN3353-053
C801	59+36.47	LT 48.26	CONNECTION	969.37			STORM SEWER TAP REQ'D
<b>SITE 2 - MINERAL POINT ROAD AT HIGH POINT ROAD (ALIGNMENT MP)</b>							
S201	80+59.09	RT 15.16	2X3-S/H	1070.35	1066.02	4.33	
S202	80+58.97	RT 0.49	2X3-S/H	1070.19	1065.70	4.49	
S205	79+50.54	RT 14.51	2X3-S/H-S	1068.13	1064.65	3.48	
S206	79+50.50	RT 1.39	2X3-S/H-S	1067.98	1064.02	3.96	
S207	79+38.76	LT 2.60	4 FT/I-S	1067.38	1063.47	3.91	FLAT TOP SLAB REQ'D
C202	79+38.29	RT 11.01	CONNECTION	1063.49			CONCRETE COLLARS FOR PIPE REQ'D
C201	79+39.03	LT 7.89	CONNECTION	1063.97			CONCRETE COLLARS FOR PIPE REQ'D

REVISED 11/03/2022 VTC

REVISED 11/03/2022 VTC

## PROPOSED STORM PIPES

PIPE NO.	FROM (DISCH.)	TO (INLET)	DISCH. E.I.	INLET E.I.	PLAN (PAY) LGTH (FT)	PIPE LGTH (FT)	SLOPE %	PIPE SIZE (IN)	PIPE TYPE	NOTES
<b>SITE 12 - UNIVERSITY AVENUE AT MIDVALE BOULEVARD</b>										
P1211	AS1209	S1211	881.75	882.00	8	7.03	2.50%	12	RCP C-III	
P1210	C1209	AS1209	881.55	881.61	11	10.29	0.52%	12	RCP C-III	
P1209	S1210	S1209	880.50	880.75	4	3.41	3.93%	12	RCP C-III	
P1208	S1209	S1208	882.25	882.50	8	7.19	2.73%	12	RCP C-III	
P1204	AS1202	S1205	880.70	880.90	5	4.68	2.93%	12	RCP C-III	
P1203	S1203	S1204	879.75	880.00	3	2.58	4.53%	12	RCP C-III	
P1202	S1203	S1202	879.75	880.25	31	30.72	1.48%	12	RCP C-III	
P1201	S1202	S1201	880.50	881.00	23	22.17	1.99%	12	RCP C-III	
P1212	WYE CONNECTION	PLATFORM ROOF DRAIN	881.00	883.00	53	52.46	3.81%	8	PVC	
P1205	S1204	WYE CONNECTION	880.33	881.00	21	20.48	3.05%	8	RCP C-III	
<b>SITE 8 - WHITNEY WAY AT REGENT STREET (ALIGNMENT WW)</b>										
P801	AS808	S801	969.37	969.42	6	5.09	0.79%	12	RCP C-III	
<b>SITE 15 - UNIVERSITY AVENUE AT ORCHARD STREET</b>										
P1509	SIDEWALK TRENCH DRAIN	PLATFORM ROOF DRAIN	873.45	873.50	3	2.48	2.01%	8	PVC	
P1508	SIDEWALK TRENCH DRAIN	PLATFORM ROOF DRAIN	873.15	873.19	3	2.08	1.93%	8	PVC	
P1507	SIDEWALK TRENCH DRAIN	P1506	837.12	837.50	76	75.01	0.50%	12	RCP C-III	
P1506	S1505	SIDEWALK TRENCH DRAIN	873.08	873.12	7	6.65	0.50%	8	RCP C-III	
P1505	S1503	S1505	872.40	872.75	13	12.35	2.10%	12	RCP C-III	
P1504	S1503	S1504	872.30	872.45	7	6.21	1.50%	14x23	RCP C-III	
P1503	S1502	P1507	871.65	872.30	118	117.63	0.53%	14x23	PVC	
P1502	AS1501	P1507	871.25	871.65	65	64.59	0.58%	14x23	PVC	
P1501	S1502	P1507	871.65	871.75	5	4.43	1.35%	12	PVC	
<b>SITE 2 - MINERAL POINT ROAD AT HIGH POINT ROAD</b>										
P209	P209	S201	1066.87	1066.35	27	26.62	1.85%	8	PVC	
P207	P207	S205	1065.68	1064.65	26	25.19	3.86%	8	PVC	
P206	S207	S206	1063.49	1064.02	9	8.86	4.28%	15	RCP C-III	
P205	S206	S205	1064.02	1064.07	12	11.12	0.98%	15	RCP C-III	
P204	S207	C202	1069.97	1064.07	15	14.51	0.61%	15	RCP C-III	
P203	C201	S207	1063.90	1063.97	4	3.17	1.41%	15	RCP C-III	
P202	S206	S202	1064.12	1065.70	106	105.49	1.46%	12	RCP C-III	
P201	S202	S201	1065.80	1066.02	13	12.69	1.50%	12	RCP C-III	

REVISED 11/16/2022 VTC

REVISED 11/16/2022 VTC

STRUCTURES TABLE  
 BUS RAPID TRANSIT  
 CITY OF MADISON  
 60631225P  
 P38-E

CITY OF MADISON, DANE COUNTY, WI  
 CONTRACT NO: 60631225C

60631225P  
 REVISION 3  
 DATE  
 DESIGNED BY: ACCORD  
 DATE: 2022-11-18  
 DRAWN BY: MONTZEP

# STORM SEWER SCHEDULE

## PROPOSED STORM STRUCTURES

STRUC. NO	STATION	LOCATION (OFFSET)	TYPE/CASTING	TOP OF CASTING	E.I.	DEPTH	NOTES
<b>SITE 7 - WHITNEY WAY AT MINERAL POINT ROAD (ALIGNMENT MP)</b>							
S702	30+15.46	LT 53.93	2X3-S/SALVAGE CASTING	990.31	986.69	3.62	USE CASTING FROM IN3356-045
S701	30+26.25	LT 52.25	2X3-S/SALVAGE CASTING	990.25	986.74	3.51	USE CASTING FROM IN3355-009
S703	30+13.09	LT 67.24	4 FT/J-S	990.10	986.62	3.48	FLAT TOP SLAB REQ'D
C704	199+30.90	LT 8.16	CONNECTION		987.00		CONCRETE COLLARS FOR PIPE REQ'D
C703	199+30.82	LT 9.18	CONNECTION		986.79		CONCRETE COLLARS FOR PIPE REQ'D
C705	199+33.26	RT 8.34	CONNECTION		986.79		CONCRETE COLLARS FOR PIPE REQ'D
C701	199+33.26	RT 8.34	CONNECTION		986.62		CONCRETE COLLARS FOR PIPE REQ'D
<b>SITE 17 - UNIVERSITY AVENUE AT EAST CAMPUS MALL (ALIGNMENT UN)</b>							
S1703	836+18.40	LT 28.63	2X3/H-S	868.40	862.24	6.16	
S1702	834+67.14	LT 29.44	2X3/SALVAGE CASTING	867.88	862.98	4.90	USE CASTING FROM IN4750-076
S1701	833+29.12	LT 28.24	2X3/HM-GI-S	867.86	863.61	4.25	NEENAH R-3067-709 CURB BOX OR APPROVED EQUAL REQ'D
C1702	834+67.14	LT 29.44	CONNECTION		862.78		STORM SEWER TAP REQ'D
C1701	833+29.12	LT 28.24	CONNECTION		863.76		STORM SEWER TAP REQ'D
C1703	836+18.40	LT 28.63	CONNECTION		863.10		STORM SEWER TAP REQ'D
<b>SITE 16 - JOHNSON STREET AT ORCHARD STREET (ALIGNMENT JO)</b>							
S1601	208+43.69	RT 20.30	2X3/H	873.20	867.56	5.64	
C1601	209+38.83	RT 19.97	CONNECTION		866.52		STORM SEWER TAP REQ'D
<b>SITE 47 - RANDALL AVE ROADWAY WORK (ALIGNMENT JO)</b>							
S4701	206+37.79	RT 9.25	2X3/SALVAGE CASTING	874.86	868.87	5.99	USE CASTING FROM IN4651-144
C4701	206+37.79	RT 9.25	CONNECTION		868.78		11.25 DEGREE BEND AND CONCRETE COLLARS FOR PIPE REQ'D
<b>SITE 44 - SHEBOYGAN &amp; WHITNEY WAY ROADWAY IMPROVEMENTS (ALIGNMENT WW)</b>							
S4402	78+44.00	RT 14.81	2X3/SALVAGE CASTING	940.00	936.14	3.86	USE CASTING RS4401
S4401	78+44.25	LT 9.65	2X3/SALVAGE CASTING	940.01	936.34	3.67	USE CASTING RS4402
S4403	78+43.44	RT 46.78	2X3/SALVAGE CASTING	939.66	935.81	3.85	USE CASTING RS4403
C4401	78+56.80	RT 45.70	CONNECTION		935.59		11.25 DEGREE BEND AND CONCRETE COLLARS FOR PIPE REQ'D

REVISED 11/09/2022 VTC

## PROPOSED STORM PIPES

PIPE NO.	FROM (DISCH.)	TO (INLET)	DISCH. E.I.	INLET E.I.	PLAN (PAY) LGTH (FT)	PIPE LGTH (FT)	SLOPE %	PIPE SIZE (IN)	PIPE TYPE	NOTES
<b>SITE 7 - WHITNEY WAY AT MINERAL POINT ROAD</b>										
P708	AS701	PLATFORM ROOF DRAIN	992.90	993.25	60	59.72	0.58%	8	PVC	
P706	P703	PLATFORM ROOF DRAIN	987.00	989.56	73	72.20	3.47%	8	PVC	
P703	S703	C703	986.62	986.79	18	17.10	0.89%	12	RCP C-III	
P702	S703	S702	986.62	986.69	10	9.92	0.52%	12	RCP C-III	
P701	S702	S701	986.69	986.74	9	8.93	0.50%	12	RCP C-III	
<b>SITE 17 - UNIVERSITY AVENUE AT EAST CAMPUS MALL</b>										
P1701	WYE CONNECTION	PLATFORM ROOF DRAIN	864.25	864.50	54	53.61	0.47%	8	PVC	
P1702	S1701	PLATFORM ROOF DRAIN	869.25	864.25	21	20.25	4.67%	8	PVC	
<b>SITE 13 - UNIVERSITY AVENUE AT SHOREWOOD BOULEVARD</b>										
P1303	AS1301	PLATFORM ROOF DRAIN	874.35	874.50	31	30.66	0.50%	8	PVC	
P1305	AS1303	PLATFORM ROOF DRAIN	873.50	875.00	23	22.10	6.79%	8	PVC	
<b>SITE 14 - UNIVERSITY AVENUE AT UNIVERSITY BAY DRIVE</b>										
P1403	P1402	PLATFORM ROOF DRAIN	873.00	874.80	54	53.60	3.37%	8	PVC	
P1402	S1401	P1403	872.23	873.00	27	26.27	2.93%	8	PVC	
<b>SITE 16 - JOHNSON STREET AT ORCHARD STREET</b>										
P1601	AS1601	S1601	866.52	867.56	101	100.74	1.00%	12	RCP C-III	
P4701	C4701	S4701	868.78	868.87	6	5.69	1.15%	12	RCP C-III	
<b>SITE 44 - SHEBOYGAN &amp; WHITNEY WAY ROADWAY IMPROVEMENTS</b>										
P4402	S4403	S4402	935.86	936.14	30	29.98	0.88%	12	RCP C-III	
P4403	C4401	S4403	935.59	935.81	9	8.22	2.27%	12	RCP C-III	
P4401	S4402	S4401	936.14	936.34	23	22.47	0.82%	12	RCP C-III	

REVISED 11/16/2022 VTC

REVISED 11/16/2022 VTC


REVISED 11/16/2022 VTC

REVISED 11/16/2022 VTC

11/09/22	VTC
11/16/22	VTC
11/16/22	VTC

60631225P  
CITY OF MADISON, DANE COUNTY, WI  
CONTRACT NO: 60631225C

STRUCTURES TABLE  
BUS RAPID TRANSIT  
CITY OF MADISON



60631225P  
P39

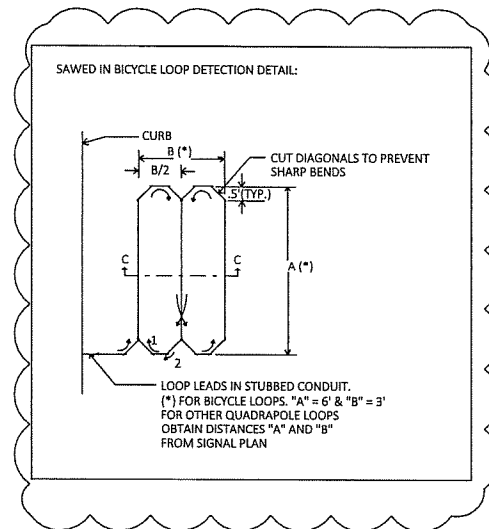
**LEGEND**

- NONMETALLIC CONDUIT 2", UNLESS OTHERWISE NOTED
- - - CONDUIT SPECIAL 3", UNLESS OTHERWISE NOTED
- CONCRETE BASE TYPE G, PEDESTAL BASE, POLE
- ⊕ CONCRETE BASE TYPE LB-3, TRANSFORMER BASE, POLE, LUMINAIRE AND MOUNTING BRACKET UNLESS OTHERWISE NOTED
- ⊕ CONCRETE BASE TYPE LB-8, TRANSFORMER BASE, POLE, TROMBONE ARM UNLESS OTHERWISE NOTED
- ELECTRICAL PULL BOX TYPE 3
- ▣ ELECTRICAL PULL BOX TYPE 5
- ▩ ELECTRICAL PULL BOX TYPE 7
- ↑ SIGNAL HEAD, TRAFFIC SIGNAL STANDARD, PEDESTAL BASE
- ↑↑ SIGNAL HEAD, DUAL MOUNT TRAFFIC SIGNAL POLE, 20-FOOT, TRANSFORMER BASE
- (XX) ↑ SIGNAL HEAD, TRAFFIC SIGNAL POLE, TRANSFORMER BASE
- (XX) ○ MONOTUBE BASE, POLE, 35'-45' ARM
- (XX) ○ MONOTUBE BASE, POLE, 15'-30' ARM
- (XX) ○ MONOTUBE BASE, POLE, 35'-55' ARM
- ⊕ PEDESTRIAN HEAD WITH PUSH BUTTON
- ⊕ PUSH BUTTON
- ⊕ APS PUSH BUTTON
- ⊕ TRAFFIC SIGNAL HEAD
- ⊕ BUS INDICATOR
- LOOP DETECTOR IN 1" NONMETALLIC CONDUIT
- VIDEO DETECTION AREA
- ▭ BICYCLE DETECTION LOOP
- ▭ VX VIDEO DETECTION CAMERA
- ▭ GSX GRIDSMART CAMERA
- ▭ PTZ PTZ CAMERA
- ▭ MICROWAVE DETECTOR
- ⊕ WIRELESS ANTENNA
- LUMINAIRE, TRAFFIC POLE, TRANSFORMER BASE
- ⊕ EVP DESIGNATOR
- ↑ EVP DETECTOR HEAD
- ↑ RED ARROW
- ↑ YELLOW ARROW
- ↑ GREEN ARROW
- ↑ LANE DESIGNATION FOR INFO ONLY
- (XX) □ DON'T WALK INDICATOR 16"
- WALK INDICATOR 16"

- NOTES:**
- ALL LENSES ARE 12-INCH
  - GRAYSHADE REPRESENTS EXISTING

**BUS INDICATOR**

- ⊕ VERTICAL WHITE INDICATOR IS GO FOR BUS
- △ TRIANGLE WHITE INDICATOR IS CAUTION FOR BUS
- HORIZONTAL WHITE INDICATOR IS STOP FOR BUS
- ⊕ ANGLD WHITE INDICATOR IS TURN FOR BUS



**CONSTRUCTION NOTES:**

1. THE CITY OF MADISON WILL PROVIDE TEMPORARY AND FINAL SIGNAL TIMING FOR ALL SIGNALS.
2. CABLE ROUTING SHEETS ARE PROVIDED FOR WIRING OF THE TRAFFIC SIGNALS. WHERE THE CABLE ROUTING SHEET LISTS "MATCH EXISTING" CONTRACTOR IS TO USE THE EXISTING WIRE COLORS AND CONFIGURATIONS TO CONNECT THE SIGNAL HEADS IN THE SAME PATTERN AS PREVIOUS.
3. PLANS WERE DEVELOPED BASED ON INFORMATION AVAILABLE AT THE TIME OF DESIGN. CONTRACTOR TO FIELD REVIEW SIGNAL/LIGHTING INFRASTRUCTURE LOCATIONS AND WIRE/CABLE ROUTING AND ADJUST AS NECESSARY. COORDINATE ALL ADJUSTMENTS WITH THE ENGINEER.
4. ABANDONED LOOP DETECTOR CONDUIT TO REMAIN IN PLACE AND LOOP DETECTOR WIRE TO BE REMOVED BY CONTRACTOR.
5. REMOVE ALL TRAFFIC SIGNAL CABLE, ELECTRICAL WIRE LIGHTING AND GROUND WIRES, ABANDON CONDUIT IN PLACE.

DESIGNED BY	DATE	SCALE
REVISION	DATE	BY
MARK	DATE	BY
60631225P	2022-11-07	Scale: NA

60631225P  
CITY OF MADISON, DANE COUNTY, WI  
CONTRACT NO: 60631225C

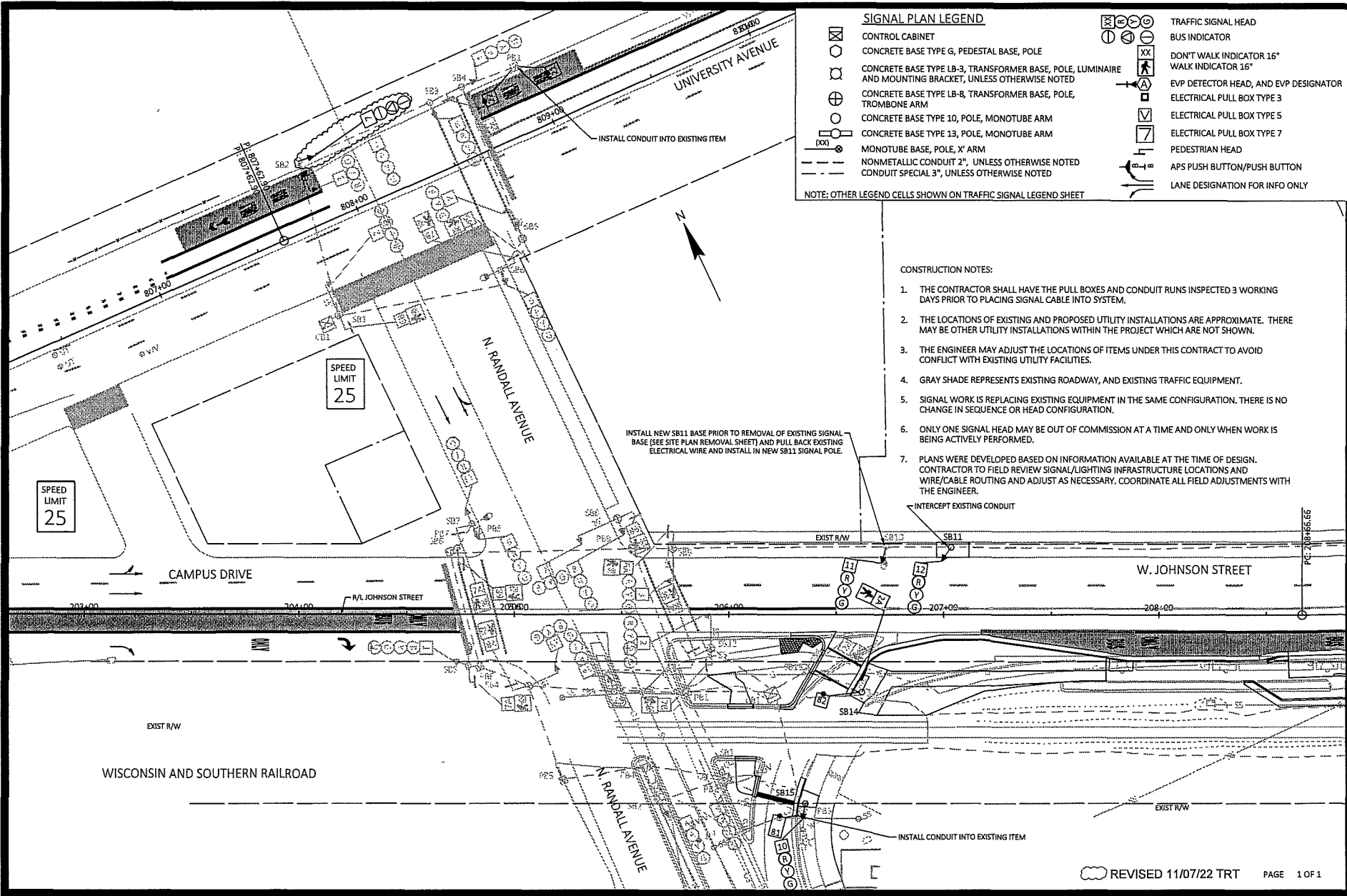
TRAFFIC SIGNAL LEGEND  
BUS RAPID TRANSIT  
CITY OF MADISON



60631225P

SD-2

REVISED 11/07/22 TRT



SIGNAL PLAN LEGEND	
	CONTROL CABINET
	CONCRETE BASE TYPE G, PEDESTAL BASE, POLE
	CONCRETE BASE TYPE LB-3, TRANSFORMER BASE, POLE, LUMINAIRE AND MOUNTING BRACKET, UNLESS OTHERWISE NOTED
	CONCRETE BASE TYPE LB-8, TRANSFORMER BASE, POLE, TROMBONE ARM
	CONCRETE BASE TYPE 10, POLE, MONOTUBE ARM
	CONCRETE BASE TYPE 13, POLE, MONOTUBE ARM
	MONOTUBE BASE, POLE, X' ARM
	NONMETALLIC CONDUIT 2", UNLESS OTHERWISE NOTED
	CONDUIT SPECIAL 3", UNLESS OTHERWISE NOTED
	TRAFFIC SIGNAL HEAD
	BUS INDICATOR
	DON'T WALK INDICATOR 16" WALK INDICATOR 16"
	EVP DETECTOR HEAD, AND EVP DESIGNATOR
	ELECTRICAL PULL BOX TYPE 3
	ELECTRICAL PULL BOX TYPE 5
	ELECTRICAL PULL BOX TYPE 7
	PEDESTRIAN HEAD
	APS PUSH BUTTON/PUSH BUTTON
	LANE DESIGNATION FOR INFO ONLY

NOTE: OTHER LEGEND CELLS SHOWN ON TRAFFIC SIGNAL LEGEND SHEET

CONSTRUCTION NOTES:

1. THE CONTRACTOR SHALL HAVE THE PULL BOXES AND CONDUIT RUNS INSPECTED 3 WORKING DAYS PRIOR TO PLACING SIGNAL CABLE INTO SYSTEM.
2. THE LOCATIONS OF EXISTING AND PROPOSED UTILITY INSTALLATIONS ARE APPROXIMATE. THERE MAY BE OTHER UTILITY INSTALLATIONS WITHIN THE PROJECT WHICH ARE NOT SHOWN.
3. THE ENGINEER MAY ADJUST THE LOCATIONS OF ITEMS UNDER THIS CONTRACT TO AVOID CONFLICT WITH EXISTING UTILITY FACILITIES.
4. GRAY SHADE REPRESENTS EXISTING ROADWAY, AND EXISTING TRAFFIC EQUIPMENT.
5. SIGNAL WORK IS REPLACING EXISTING EQUIPMENT IN THE SAME CONFIGURATION. THERE IS NO CHANGE IN SEQUENCE OR HEAD CONFIGURATION.
6. ONLY ONE SIGNAL HEAD MAY BE OUT OF COMMISSION AT A TIME AND ONLY WHEN WORK IS BEING ACTIVELY PERFORMED.
7. PLANS WERE DEVELOPED BASED ON INFORMATION AVAILABLE AT THE TIME OF DESIGN. CONTRACTOR TO FIELD REVIEW SIGNAL/LIGHTING INFRASTRUCTURE LOCATIONS AND WIRE/CABLE ROUTING AND ADJUST AS NECESSARY. COORDINATE ALL FIELD ADJUSTMENTS WITH THE ENGINEER.

WORK SHEET NO.	60631225P
DATE	11/07/22
REVISION	
BY	
SCALE	AS SHOWN

SIGNAL PLAN: W. JOHNSON ST. AND N. RANDALL AVE. RECONSTRUCTION 60631225P  
 CITY OF MADISON, DANE COUNTY, WI  
 BUS RAPID TRANSIT  
 CONTRACT NO: 60631225C



60631225P

S-17A

FILE NAME: C:\P\WORKING\ALCON\_0250\_14\_2018\TTL\TRAC\UC@AECOM.COM\MADISON\60631225P.DWG  
 LAYOUT NAME - Plan 1 IN 30 FT (3) LAST PLOT DATE - 2022-11-07

### PANELBOARD LOAD SHEET

PANEL NUMBER: **JUNCTION ROAD PARK AND RIDE "LP1"**

MAINS: 225 AMP MCB  
 VOLTAGE: 208/120 3P 4W 60HZ  
 NEUTRAL: 100% OF MAIN BUS RATING  
 GRO BUS: NON-ISOLATED  
 INTERRUPTING: 42 KAIC

FILE NO: 60631225  
 PROJECT: MADISON BRT  
 PNL LOCATION: ELECTRICAL RM 104  
 MOUNTING: SURFACE  
 PANEL TYPE: SQUARE D NQ

CKT NO	LOAD DESCRIPTION	LOADS (VA)				BKR	P	H	P AMP	LOADS (VA)				LOAD DESCRIPTION	CKT NO
		LTG	REC	MTR	MISC					LTG	REC	MTR	MISC		
1	RECEPTACLES-RMS 101 & 102		400			20	1	A	1	15	500				2
3	RECEPTACLE-RM 103		200			20	1	B	1	15	500				4
5	RECEPTACLES-RM 104		400			20	1	C	1	15		200			6
7	HAND DRYER - RM 101				1450	15	1	A	1	20		200			8
9	HAND DRYER - RM 102				1450	15	1	B	1	20					10
11	LOCAL BUS SHELTER #1 - LIGHTING	500				20	1	C	-	-					12
13	LOCAL BUS SHELTER #2 - LIGHTING	500				20	1	A	-	-					14
15	SPACE					-	-	B	-	-					16
17	SPACE					-	-	C	-	-					18
19	SPACE					-	-	A	-	-					20
21	SPACE					-	-	B	-	-					22
23	SPACE					-	-	C	-	-					24
25	SPACE					-	-	A	-	-					26
27	EF-1, EF-2, EF-3		700			15	1	B	30		2000				28
29	CU-1 / AC-1				2800	40		C	2		2000				30
31					2800	2	A	30			2000				32
33	TWH-1 (RM 101)				3500	40	1	B	2		2000				34
35	TWH-2 (RM 102)				3500	40	1	C	30		2000				36
37	SURGE PROTECTION DEVICE				50	30	A	2			2000				38
39					50		B	35			2500				40
41					50		C	2			2500				42
SUBTOTALS (VA)		1000	1000	700	15650						1000	200		17200	
CONNECTED LOADS (VA)		2000	1200	700	32850	REMARKS: -									
DESIGN FACTORS		1.25	NEC	1.0	1.0										
DESIGN LOADS (VA)		2500	1200	700	32850										
TOTAL CONNECTED LOAD		36.8	kVA	102.0	AMPS	NOTE: NEC - 15T 10KVA OF REC'S @ 100%, REST @ 50%									
TOTAL DESIGN LOAD		37.3	kVA	103.4	AMPS	STATIONS: JUNCTION ROAD PNR "LP1"									

### PANELBOARD LOAD SHEET

PANEL NUMBER: **SUN PRAIRIE PARK AND RIDE "LP1"**

MAINS: 225 AMP MCB  
 VOLTAGE: 208/120 3P 4W 60HZ  
 NEUTRAL: 100% OF MAIN BUS RATING  
 GRO BUS: NON-ISOLATED  
 INTERRUPTING: 22 KAIC

FILE NO: 60631225  
 PROJECT: MADISON BRT  
 PNL LOCATION: ELECTRICAL RM 104  
 MOUNTING: SURFACE  
 PANEL TYPE: SQUARE D NQ

CKT NO	LOAD DESCRIPTION	LOADS (VA)				BKR	P	H	P AMP	LOADS (VA)				LOAD DESCRIPTION	CKT NO
		LTG	REC	MTR	MISC					LTG	REC	MTR	MISC		
1	RECEPTACLES-RMS 101 & 102		400			20	1	A	1	15	500				2
3	RECEPTACLE-RM 103		200			20	1	B	1	15	500				4
5	RECEPTACLES-RM 104		400			20	1	C	1	15		200			6
7	HAND DRYER - RM 101				1450	15	1	A	1	20		200			8
9	HAND DRYER - RM 102				1450	15	1	B	1	20					10
11	SPACE					-	-	C	-	-					12
13	SPACE					-	-	A	-	-					14
15	SPACE					-	-	B	-	-					16
17	SPACE					-	-	C	-	-					18
19	SPACE					-	-	A	-	-					20
21	SPACE					-	-	B	-	-					22
23	SPACE					-	-	C	-	-					24
25	SPACE					-	-	A	-	-					26
27	EF-1, EF-2, EF-3		700			15	1	B	30		2000				28
29	CU-1 / AC-1				2800	40		C	2		2000				30
31					2800	2	A	30			2000				32
33	TWH-1 (RM 101)				3500	40	1	B	2		2000				34
35	TWH-2 (RM 102)				3500	40	1	C	30		2000				36
37	SURGE PROTECTION DEVICE				50	30	A	2			2000				38
39					50		B	35			2500				40
41					50		C	2			2500				42
SUBTOTALS (VA)			1000	700	15650						1000	200		17200	
CONNECTED LOADS (VA)		1000	1200	700	32850	REMARKS: -									
DESIGN FACTORS		1.25	NEC	1.0	1.0										
DESIGN LOADS (VA)		1250	1200	700	32850										
TOTAL CONNECTED LOAD		35.8	kVA	99.2	AMPS	NOTE: NEC - 15T 10KVA OF REC'S @ 100%, REST @ 50%									
TOTAL DESIGN LOAD		36.0	kVA	99.9	AMPS	STATIONS: SUN PRAIRIE PNR "LP1"									

### DISTRIBUTION EQUIPMENT & PANELBOARD SCHEDULE

PROJECT LOCATION	EQUIP MRKG	VOLT/ PHASE	MTG	MAINS	BRANCH DEVICES			SPACES	EQUIP TYPE	KAIC	LOAD KVA		NOTES
					1-POLE	2-POLE	3-POLE				CONNECTED	NEC DESIGN	
JUNCTION PARK N RIDE	SWBD	480/277V 3Ø,4W	FLOOR		SEE ONE-LINE DIAGRAM				QED-2	65	1708.9	1709.7	1,2,3,4
	DIST. MDP	208/120V 3Ø,4W	FLOOR		SEE ONE-LINE DIAGRAM				I-LINE	65	177.7	178.5	1,3,4
	LP1	208/120V 3Ø,4W	SURFACE	225A MLO	SEE PANEL SCHEDULE				NQ	42	36.8	37.3	1
SUN PRAIRIE PARK N RIDE	SWBD	480/277V 3Ø,4W	FLOOR		SEE ONE-LINE DIAGRAM				QED-2	65	546.0	546.2	1,2,3
	LP1	208/120V 3Ø,4W	SURFACE	150A MCB	SEE PANEL SCHEDULE				NQ	14	35.8	36.0	1
BRT STATION	ELEC. PNL	208/120V 3Ø,4W	SURFACE	200A MCB	SEE PANEL SCHEDULE				QO	14	33.8	34.0	1,2,3
BRT STATION	ELEC. PNL	120/240V 1Ø,3W	SURFACE	200A MCB	SEE PANEL SCHEDULE				QO	14	27.7	27.9	1,2,3
BRT STATION	COMM. PNL	120/240V 1Ø,3W	SURFACE	40A MCB	1-10A, 1-15A, 1-20A	1-30A		3	QO	14	2.3	2.3	1,3

- NOTES:
- EQUIPMENT BASED ON SQ "D", OR EQUAL BY EATON, GENERAL ELECTRIC, OR SIEMENS.
  - PROVIDE SERVICE ENTRANCE LABEL.
  - PROVIDE SURGE PROTECTION DEVICE (SPD).
  - LOADING INCLUDES FUTURE EQUIPMENT.

60631225P
CITY OF MADISON, DANE COUNTY, WI
CONTRACT NO: 60631225C

ELECTRICAL DETAILS
BUS RAPID TRANSIT
CITY OF MADISON

60631225P
E-1P

Developed by: AECOM, Date: 2022-11-07  
 MARK: AECOM-13  
 CITY OF MADISON, DANE COUNTY, WI  
 PROJECT: MADISON BRT  
 PNL LOCATION: ELECTRICAL RM 104  
 MOUNTING: SURFACE  
 PANEL TYPE: SQUARE D NQ  
 FILE NAME: C:\P\WORKING\NECOM\_0520\_00\3\UTL\TR\TRACHU@AECOM.COM\MADISON\052000\_EP\_CD.DWG  
 LAYOUT NAME: 16

SHEET	STATION	UTILITY OWNER	PLATFORM DETAIL DWG NO.	SNOWMELT AREA Sq. Ft.	UTILITY SERVICE REQUIREMENTS
E-2A	JUNCTION ROAD	ALLIANT	CURBSIDE (A7)	250	480/277V, 3P, 4W, 2000A
E-2A	JUNCTION ROAD	ALLIANT	CURBSIDE (A7)	120	
E-3	MINERAL POINT ROAD AT HIGH POINT ROAD	ALLIANT	CENTER (B2)	400	120/240V, 1P, 3W, 200A
E-4	MINERAL POINT ROAD AT WESTFIELD ROAD	ALLIANT	CENTER (B2)	360	120/240V, 1P, 3W, 200A
E-5	MINERAL POINT ROAD AT GRAND CANYON DRIVE	MG&E	CENTER (B2)	390	208/120V, 3P, 4W, 200A
E-6	MINERAL POINT ROAD AT ISLAND DRIVE	MG&E	CENTER (B1)	350	120/240V, 1P, 3W, 200A
E-7	MINERAL POINT ROAD AT ROSA ROAD	MG&E	CENTER (B1)	350	208/120V, 3P, 4W, 200A
E-8	WHITNEY WAY AT MINERAL POINT ROAD	MG&E	CENTER (B1)	530	208/120V, 3P, 4W, 200A
E-9	WHITNEY WAY AT REGENT STREET	MG&E	REDUCED CENTER (C)	400	120/240V, 1P, 3W, 200A
E-10	SHEBOYGAN AVENUE AT EAU CLAIRE AVENUE	MG&E	CENTER (B2)	400	208/120V, 3P, 4W, 200A
E-11B	SHEBOYGAN AVENUE AT SEGOE ROAD	MG&E	CURBSIDE - ISLAND (A1)	260	208/120V, 3P, 4W, 400A (CT)
E-11B	SHEBOYGAN AVENUE AT SEGOE ROAD	MG&E	CENTER ONE WAY (A8)	490	
E-12	UNIVERSITY AVENUE AT MIDVALE BOULEVARD	MG&E	CENTER (B2)	370	208/120V, 3P, 4W, 200A
E-13	UNIVERSITY AVENUE AT SHOREWOOD BOULEVARD	MG&E	CENTER (B2)	430	208/120V, 3P, 4W, 200A
E-14	UNIVERSITY AVENUE AT UNIVERSITY BAY DRIVE	MG&E	CENTER (B2)	400	208/120V, 3P, 4W, 200A
E-15	UNIVERSITY AVENUE AT ORCHARD STREET	MG&E	CURBSIDE (A2)	260	208/120V, 3P, 4W, 200A
E-16	JOHNSON STREET AT ORCHARD STREET	MG&E	CURBSIDE (A2)	230	208/120V, 3P, 4W, 200A
E-17	UNIVERSITY AVENUE AT EAST CAMPUS MALL	MG&E	CURBSIDE (A1)	260	208/120V, 3P, 4W, 200A
E-17	UNIVERSITY AVENUE AT EAST CAMPUS MALL	MG&E	NO CANOPY	290	208/120V, 3P, 4W, 200A
E-18	JOHNSON STREET AT EAST CAMPUS MALL	MG&E	CURBSIDE (A1)	260	120/240V, 1P, 3W, 200A
E-19	STATE STREET - JOHNSON STREET EB	MG&E	REDUCED CURBSIDE (A3)	210	208/120V, 3P, 4W, 200A
E-20	STATE STREET - GORHAM STREET WB	MG&E	REDUCED CURBSIDE (A4)	220	208/120V, 3P, 4W, 200A
E-21	CAPITOL SQUARE - MIFFLIN STREET AT WISCONSIN AVENUE	MG&E	CURBSIDE (A2)	260	208/120V, 3P, 4W, 200A
E-22	CAPITOL SQUARE - MAIN STREET AT MARTIN LUTHER KING BOULEVARD	MG&E	CURBSIDE (A2)	280	208/120V, 3P, 4W, 200A
E-23	EAST WASHINGTON AVENUE AT BLAIR STREET	MG&E	CENTER (B4)	460	208/120V, 3P, 4W, 200A
E-24	EAST WASHINGTON AVENUE AT PATERSON STREET	MG&E	CENTER (B4)	360	208/120V, 3P, 4W, 200A
E-25	EAST WASHINGTON AVENUE AT BALDWIN STREET	MG&E	CENTER (B4)	350	208/120V, 3P, 4W, 200A
E-26	EAST WASHINGTON AVENUE AT FIRST STREET	MG&E	CENTER (B2)	440	120/240V, 1P, 3W, 200A
E-27	EAST WASHINGTON AVENUE AT FOURTH STREET	MG&E	CENTER (B4)	370	208/120V, 3P, 4W, 200A
E-28A	EAST WASHINGTON AVENUE AT MILWAUKEE NORTH STREET (WB)	MG&E	CENTER (A6)	540	208/120V, 3P, 4W, 200A
E-28B	EAST WASHINGTON AVENUE AT MILWAUKEE NORTH STREET (EB)	MG&E	CENTER (A5)	300	208/120V, 3P, 4W, 200A
E-29	EAST WASHINGTON AVENUE AT MARQUETTE STREET	MG&E	CENTER (B4)	370	208/120V, 3P, 4W, 200A
E-30	EAST WASHINGTON AVENUE AT MELVIN COURT-RETHKE AVENUE	MG&E	CENTER (B4)	410	208/120V, 3P, 4W, 200A
E-31	EAST WASHINGTON AVENUE AT WRIGHT STREET - FAIR OAKS AVENUE	MG&E	CENTER (B2)	280	120/240V, 1P, 3W, 200A
E-32	WRIGHT STREET AT ANDERSON STREET WB	MG&E	CURBSIDE - ISLAND (A2)	250	120/240V, 1P, 3W, 400A (CT)
E-32	WRIGHT STREET AT ANDERSON STREET EB	MG&E	CURBSIDE - ISLAND (A1)	270	
E-33A	EAST WASHINGTON AVENUE AT MENDOTA STREET WB	MG&E	CURBSIDE - ISLAND (A4)	210	208/120V, 3P, 4W, 200A
E-33B	EAST WASHINGTON AVENUE AT MENDOTA STREET EB	MG&E	CURBSIDE - ISLAND (A1)	230	208/120V, 3P, 4W, 200A
E-34A	EAST WASHINGTON AVENUE AT THIERER ROAD - PORTAGE AVENUE WB	MG&E	CURBSIDE - ISLAND (A1)	180	120/240V, 1P, 3W, 200A
E-34B	EAST WASHINGTON AVENUE AT THIERER ROAD - PORTAGE AVENUE EB	MG&E	CURBSIDE - ISLAND (A1)	230	208/120V, 3P, 4W, 200A
E-35A	EAST WASHINGTON AVENUE AT INDEPENDENCE LANE WB	MG&E	CURBSIDE - ISLAND (A1)	230	208/120V, 3P, 4W, 400A (CT)
E-35B	EAST WASHINGTON AVENUE AT INDEPENDENCE LANE EB	MG&E	CURBSIDE - ISLAND (A1)	240	
E-36A	EAST WASHINGTON AVENUE AT EAST SPRINGS DRIVE WB	MG&E	CURBSIDE - ISLAND (A1)	260	208/120V, 3P, 4W, 200A
E-36B	EAST WASHINGTON AVENUE AT EAST SPRINGS DRIVE EB	MG&E	CURBSIDE - ISLAND (A2)	200	208/120V, 3P, 4W, 200A
E-37	HANSON ROAD TEST PLATFORM	MG&E	NO CANOPY	0	N/A - NO POWER NEEDED
E-38	SUN PRAIRIE PARK AND RIDE	SUN PRAIRIE UTILITIES	NO CANOPY	0	480/277V, 3P, 4W, 800A
TOTAL:				13950	

NOTE: CONTRACTOR TO COMPLETE UTILITY SERVICE REQUESTS FOR ALL BRT PLATFORM LOCATIONS.

REVISED 11/07/22 RJS

SHEET 18 OF 18

DATE	11/07/22	BY	
REVISION			
ADDITIONAL			

60631225P  
CITY OF MADISON, DANE COUNTY, WI  
CONTRACT NO. 60631225C

ELECTRICAL DETAILS  
BUS RAPID TRANSIT  
CITY OF MADISON



60631225P

E-1R

FILE NAME: C:\P\WORKING\ACD\1\_2520\_1N\_2018\SYSTEM\TRAC\HUB\ACD\CON\DRAWINGS\6063122500\_P1\_CD.DWG  
LAYOUT NAME: 18  
LAST PLOT DATE: 2022-11-07  
SCALE:



SHEET INDEX	
SHEET NUMBER	SHEET NAME
GENERAL	
G000	ARCHITECTURAL COVER SHEET
G001	ARCHITECTURAL DRAWING INDEX
G003	GENERAL NOTES
STRUCTURAL	
S-S100	SHELTER TYPE A1 FOUNDATION PLAN AND SECTION
S-S101	SHELTER TYPE A2 FOUNDATION PLAN AND SECTION
S-S102	SHELTER TYPE A3 FOUNDATION PLAN AND SECTION
S-S103	SHELTER TYPE A4 FOUNDATION PLAN AND SECTION
S-S104	SHELTER TYPE A6 FOUNDATION PLAN AND SECTION
S-S105	SHELTER TYPE A7 FOUNDATION PLAN AND SECTION
S-S106	SHELTER TYPE A8 FOUNDATION PLAN AND SECTION
S-S107	SHELTER TYPE B2 FOUNDATION PLAN AND SECTION
S-S108	SHELTER TYPE B4 FOUNDATION PLAN AND SECTION
S-S109	SHELTER TYPE C FOUNDATION PLAN AND SECTION
S-S200	SHELTER TYPES A1, A2 & A6 ROOF FRAMING PLAN
S-S201	SHELTER TYPES A3, A4 & A7 ROOF FRAMING PLAN
S-S202	SHELTER TYPE B2 ROOF FRAMING PLAN
S-S203	SHELTER TYPE B4 ROOF FRAMING PLAN
S-S204	SHELTER TYPE C ROOF FRAMING PLAN
S-S300	KNEE WALL DETAILS
S-S301	CONCRETE DETAILS
S-S302	TYPICAL END WALL ELEVATION
S-S303	CRESCENT WALL DETAILS
S-S304	OVERHEAD CHARGING POLE DETAILS
S-S400	STEEL DETAILS
S-S401	STEEL DETAILS

REVISED 11/02/22 RMC

SHEET INDEX	
SHEET NUMBER	SHEET NAME
ARCHITECTURE	
A100	OVERALL STATION TYPE A
A101	OVERALL STATION TYPE A
A102	OVERALL STATION TYPE B & C
A103	OVERALL PLATFORM 3D VIEWS TYPE A
A104	OVERALL PLATFORM 3D VIEWS TYPE B & C
A110	PLATFORM TYPE A1
A111	PLATFORM TYPE A2
A112	PLATFORM TYPE A3
A113	PLATFORM TYPE A4
A115	PLATFORM TYPE A5
A116	PLATFORM TYPE A6
A117	PLATFORM TYPE A7
A119	PLATFORM TYPE B1
A121	PLATFORM TYPE B2
A122	PLATFORM TYPE C
A130	PLATFORM FINISH FLOOR PLANS TYPE A
A131	PLATFORM FINISH FLOOR PLANS TYPE A
A132	PLATFORM FINISH FLOOR PLANS TYPE B & C
A200	PLATFORM RENDERINGS
A201	ELEVATION PLATFORM TYPE A1
A202	ELEVATION PLATFORM TYPE A2
A203	ELEVATION PLATFORM TYPE A3
A204	ELEVATION PLATFORM TYPE A4
A206	ELEVATION PLATFORM TYPE A5
A207	ELEVATION PLATFORM TYPE A6
A208	ELEVATION PLATFORM TYPE A7
A210	ELEVATION PLATFORM TYPE B1
A212	ELEVATION PLATFORM TYPE B2
A213	ELEVATION PLATFORM TYPE C
A214	PLATFORM A1 ELEVATIONS WITH LONGITUDINAL SLOPE
A300	PLATFORM SECTIONS TYPE A
A301	PLATFORM SECTIONS TYPE B & C
A302	PLATFORM LONGITUDINAL SECTIONS
A400	PLANTER WALL
A401	SECTION DETAILS
A402	SECTION DETAILS
A403	SECTION DETAILS
A404	SECTION DETAILS
A405	SECTION DETAILS
A406	SECTION DETAILS
A407	SECTION DETAILS
A408	SECTION DETAILS
A409	SECTION DETAILS
A410	SECTION DETAILS
A415	PLAN DETAILS
A416	PLAN DETAILS
A417	PLAN DETAILS
A418	PLAN DETAILS
A420	STAIR DETAILS
A421	STAIR DETAILS
A422	RAMP AND HANDRAIL DETAILS
A423	CRESCENT WALL DETAILS

60631225P

ARCHITECTURAL DRAWING INDEX

BUS RAPID TRANSIT

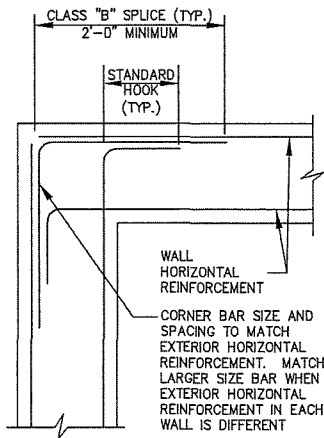
CITY OF MADISON

CITY OF MADISON, DANE COUNTY, WI

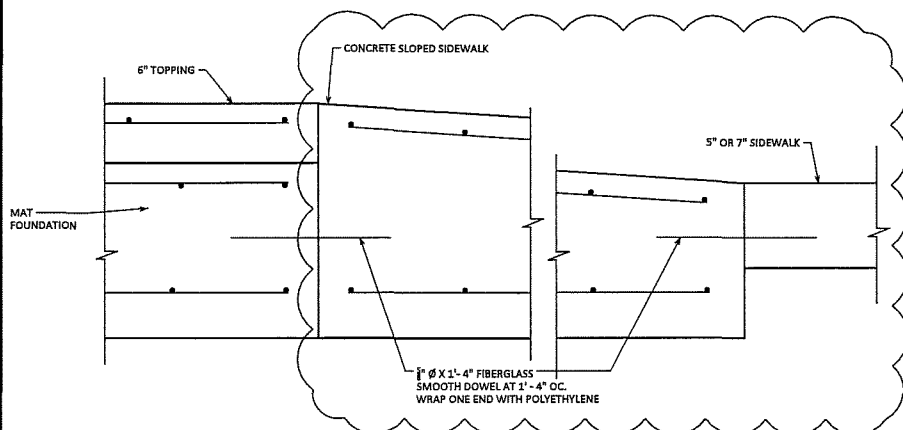
CONTRACT NO: 60631225C

60631225P

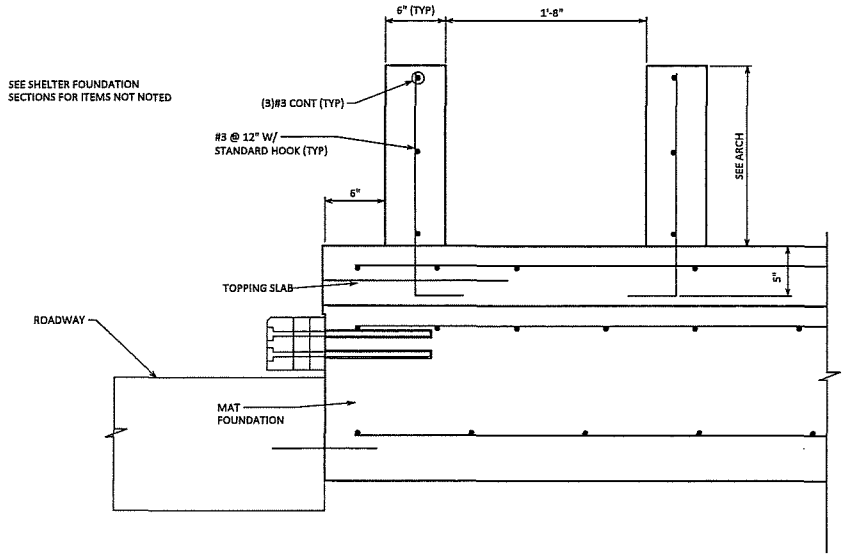
G001



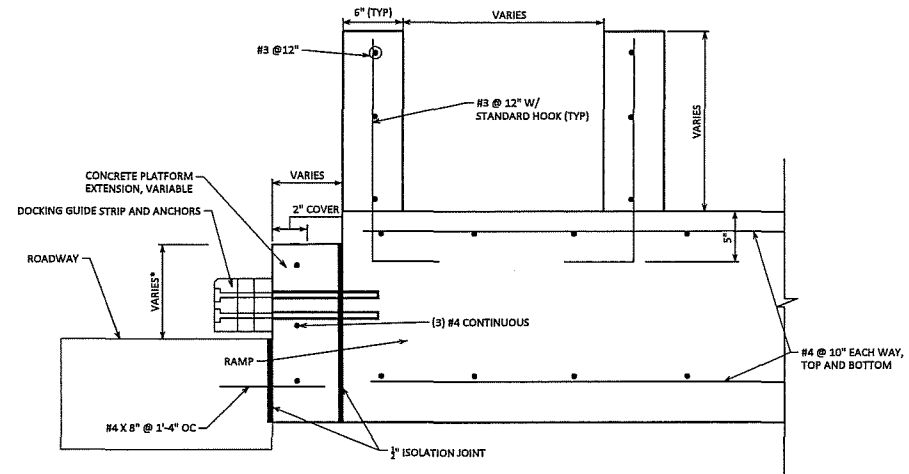
**3 WALL CORNER REINFORCEMENT**  
N.T.S.



**4 DETAIL AT PLATFORM - CONCRETE SLOPED SIDEWALK CONNECTION**  
1" = 1'-0"



**1 DETAIL AT PLANTER AT PLATFORM**  
1" = 1'-0"



**2 DETAIL AT PLANTER AT CONCRETE SLOPED SIDEWALK**  
1" = 1'-0"  
\*VARIABLE HEIGHT TO MATCH INTO INLET CURB BOX WHERE INLET IS INDICATED ON SITE PLAN AND TO MAINTAIN 6" HEIGHT AT END OF CONCRETE SLOPED SIDEWALK.

REVISED 11/16/22 CLL

NO.	DATE	BY
1	11/09/22	DOA
REVISION		
3	ADDITION 3	
WORK		
60631225P		

60631225P  
CITY OF MADISON, DANE COUNTY, WI  
CONTRACT NO: 60631225C


BUS RAPID TRANSIT  
CITY OF MADISON



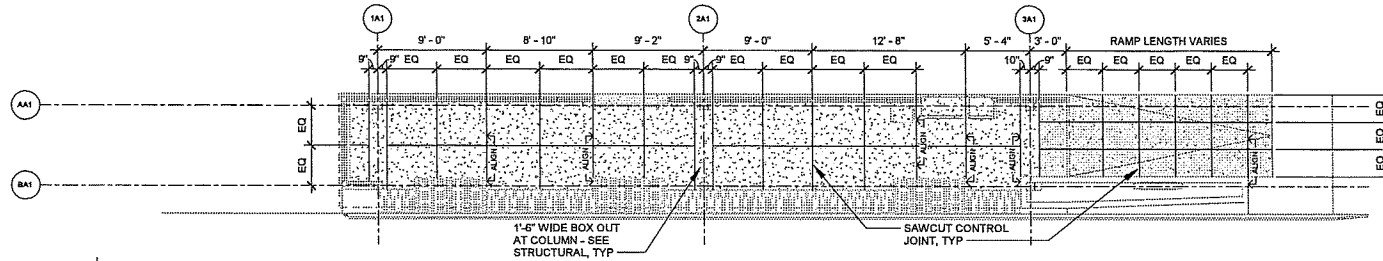
60631225P

S-S301

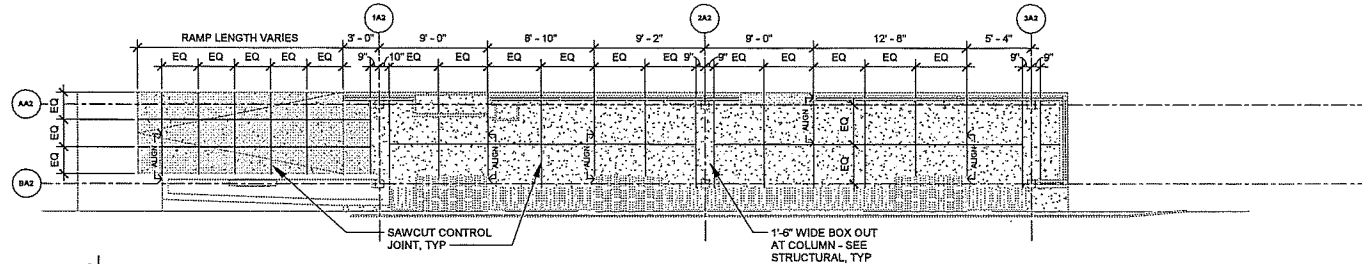
**PLAN GRAPHIC FINISH SYMBOL LEGEND**



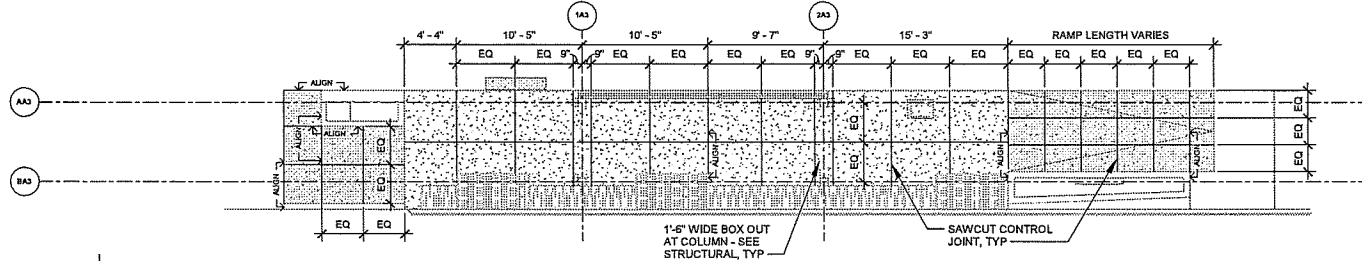
NOTE: SOME OBJECTS IN PLANS MAY NOT BE SHOWN FOR GRAPHIC CLARITY



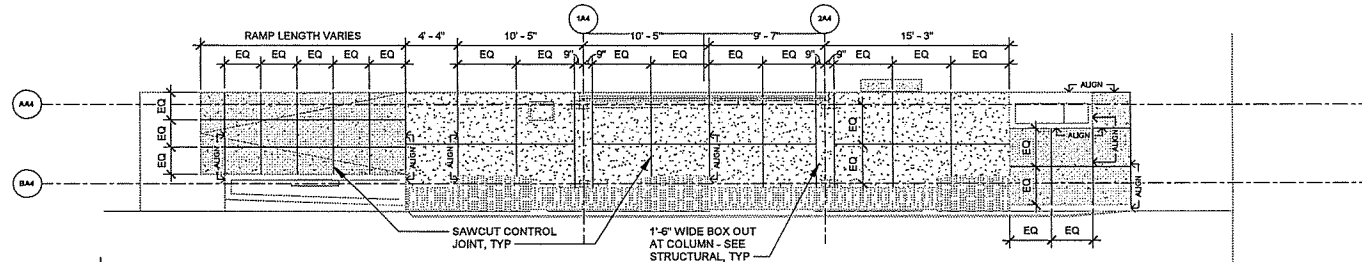
1 FINISH FLOOR PLAN - PLATFORM TYPE A1  
Scale: 1" = 10'-0"



2 FINISH FLOOR PLAN - PLATFORM TYPE A2  
Scale: 1" = 10'-0"



3 FINISH FLOOR PLAN - PLATFORM TYPE A3  
Scale: 1" = 10'-0"



4 FINISH FLOOR PLAN - PLATFORM TYPE A4  
Scale: 1" = 10'-0"

PROJECT NO.	60631225P
DATE	11/02/22
DESIGNED BY	DLG
CHECKED BY	DLG
IN CHARGE	DLG
SCALE	AS SHOWN

60631225P

CITY OF MADISON, DANE COUNTY, WI

CONTRACT NO. 60631225C

PLATFORM FINISH FLOOR PLANS TYPE A

BUS RAPID TRANSIT

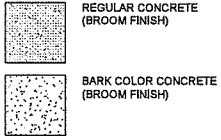
CITY OF MADISON



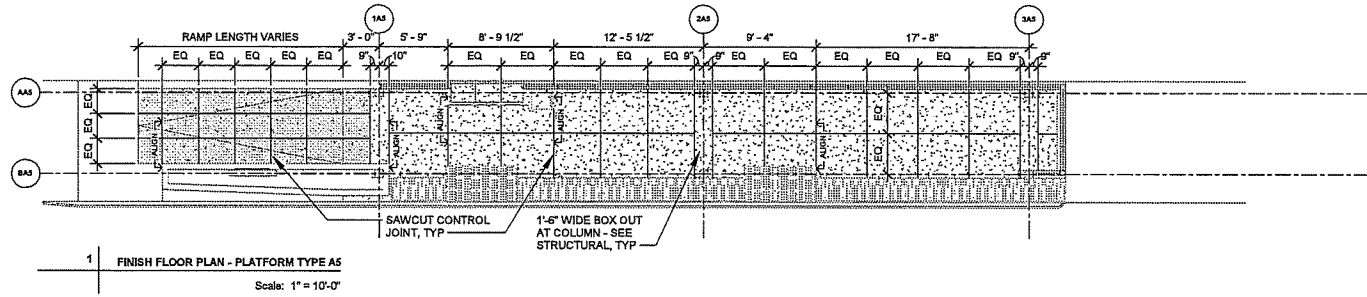
60631225P

A130

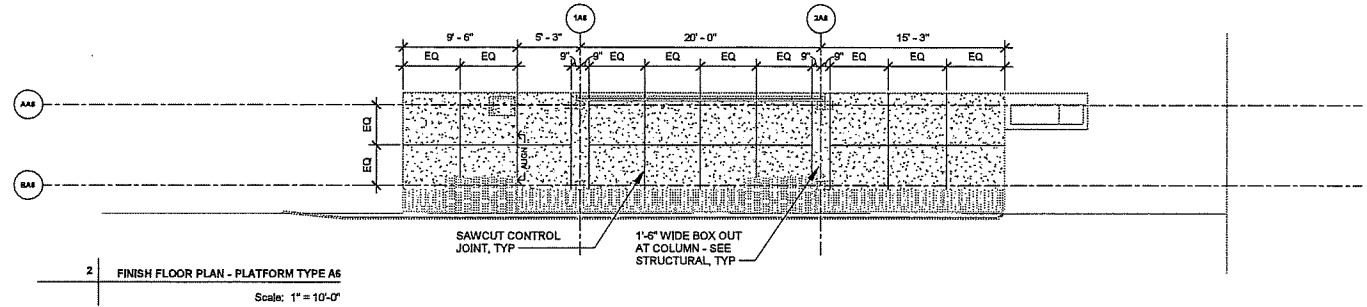
**PLAN GRAPHIC FINISH SYMBOL LEGEND**



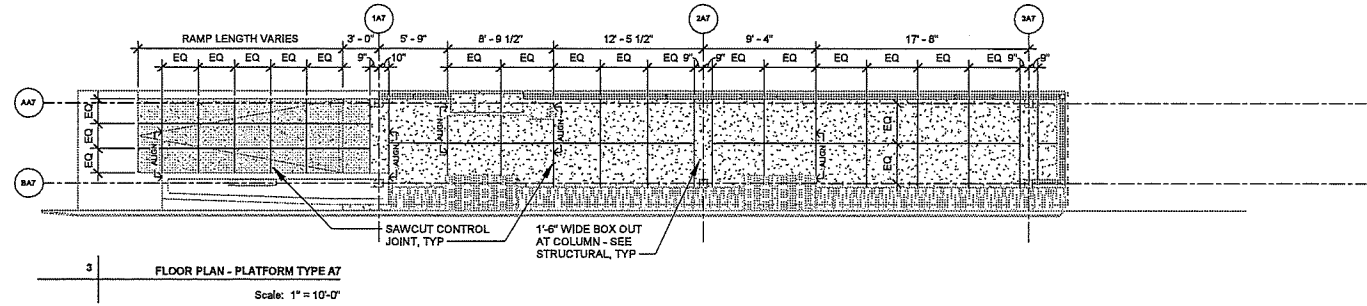
NOTE: SOME OBJECTS IN PLANS MAY NOT BE SHOWN FOR GRAPHIC CLARITY



1 FINISH FLOOR PLAN - PLATFORM TYPE A5  
Scale: 1" = 10'-0"



2 FINISH FLOOR PLAN - PLATFORM TYPE A6  
Scale: 1" = 10'-0"



3 FLOOR PLAN - PLATFORM TYPE A7  
Scale: 1" = 10'-0"

DATE	BY	CHKD	APP'D
11/02/22	RM		
DATE	BY	CHKD	APP'D
11/02/22	RM		
DATE	BY	CHKD	APP'D
11/02/22	RM		

60631225P  
CITY OF MADISON, DANE COUNTY, WI  
CONTRACT NO: 60631225C

PLATFORM FINISH FLOOR PLANS TYPE A  
BUS RAPID TRANSIT  
CITY OF MADISON



60631225P

A131

**PLAN GRAPHIC FINISH SYMBOL LEGEND**

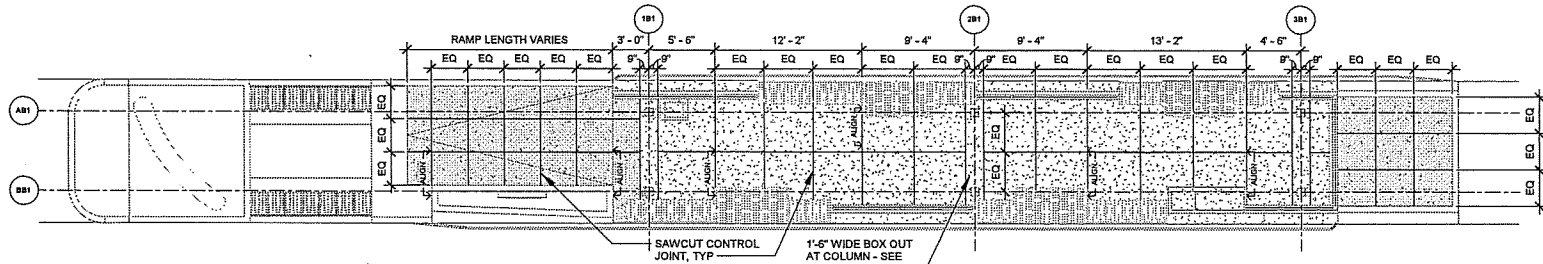


REGULAR CONCRETE  
(BROOM FINISH)

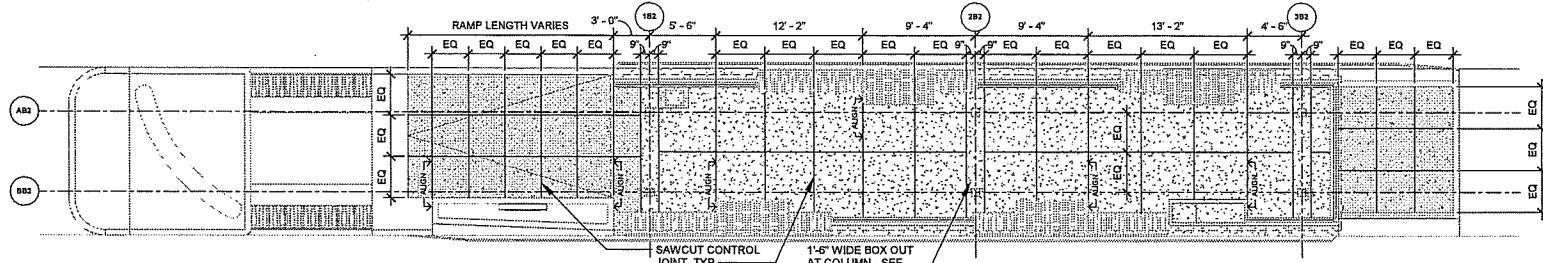


BARK COLOR CONCRETE  
(BROOM FINISH)

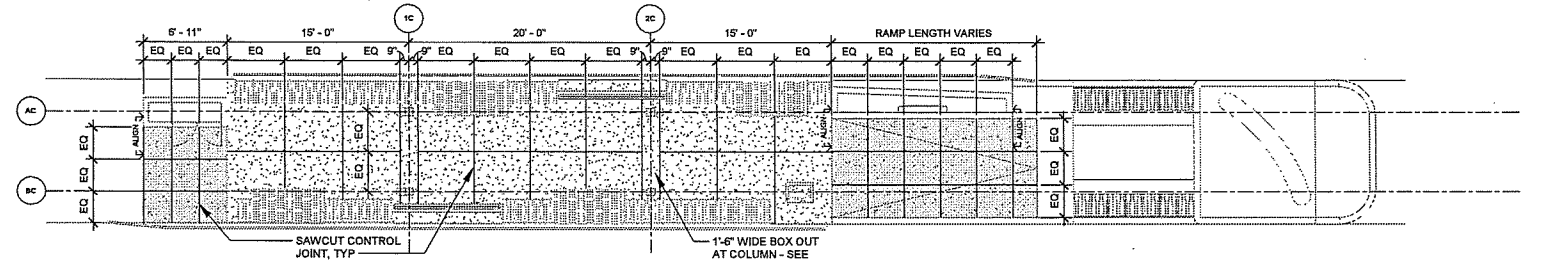
NOTE: SOME OBJECTS IN PLANS MAY  
NOT BE SHOWN FOR GRAPHIC CLARITY



1 FLOOR PLAN - PLATFORM TYPE B1  
Scale: 1" = 10'-0"



2 FLOOR PLAN - PLATFORM TYPE B2  
Scale: 1" = 10'-0"



3 FINISH FLOOR PLAN - PLATFORM TYPE C  
Scale: 1" = 10'-0"

PROJECT NO.	60631225P
DATE	11/02/22
BY	RM
CHECKED BY	RM
DATE	11/02/22
PROJECT	BUS RAPID TRANSIT
LOCATION	DANE COUNTY, WI
CONTRACT NO.	60631225C

60631225P  
CITY OF MADISON, DANE COUNTY, WI  
CONTRACT NO. 60631225C

PLATFORM FINISH FLOOR PLANS TYPE B & C  
BUS RAPID TRANSIT  
CITY OF MADISON



60631225P  
A132


DATE	REVISION	BY

60631225P  
 CITY OF MADISON, DANE COUNTY, WI  
 CONTRACT NO: 60631225C


PLATFORM RENDERINGS  
 BUS RAPID TRANSIT  
 CITY OF MADISON



60631225P  
 A200




PLATFORM A1 CURBSIDE PERSPECTIVE



PLATFORM B1 CENTER PERSPECTIVE



PLATFORM A1 CURBSIDE PERSPECTIVE

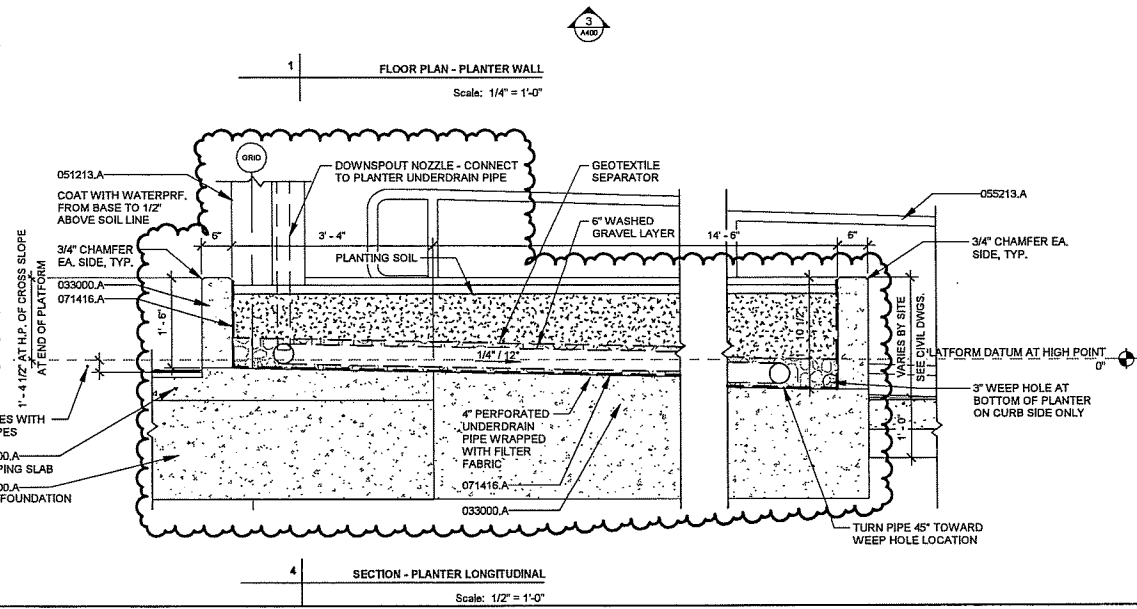
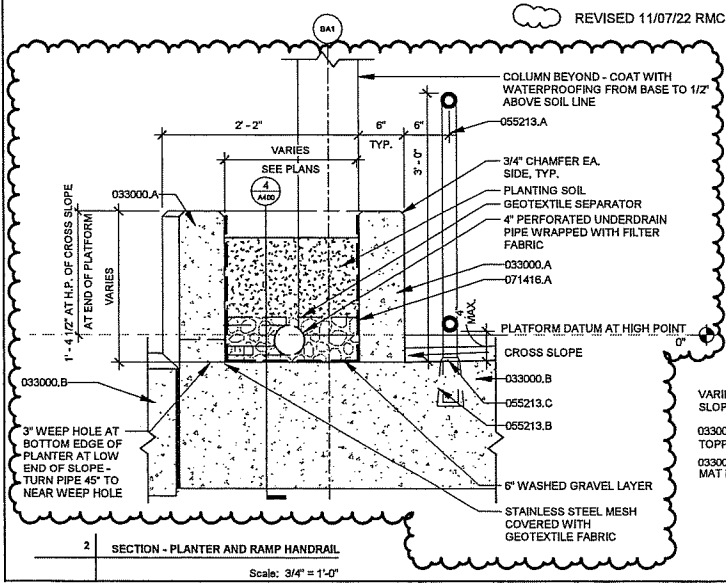
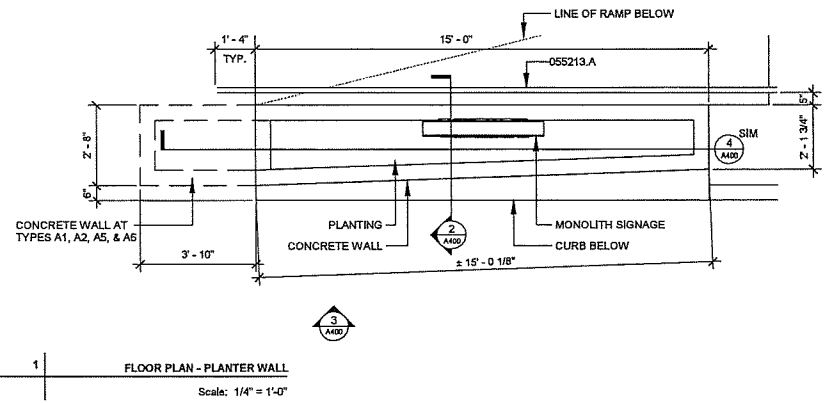
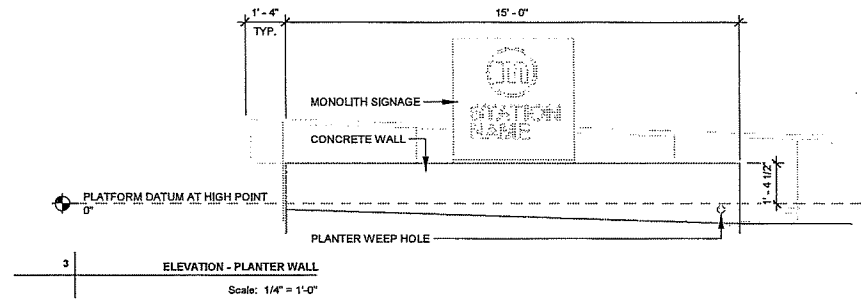


PLATFORM B1 CENTER PERSPECTIVE

REVISED 11/07/22 RMC

CONSTRUCTION KEYNOTES

KEY	DESCRIPTION
033000.A	CONCRETE - REFER TO STRUCTURAL DRAWINGS
033000.B	CONCRETE - REFER TO CIVIL DRAWINGS
051213.A	ARCHITECTURALLY EXPOSED STRUCTURAL STEEL FRAMING - PAINT, SEE STRUCTURAL
055213.A	PIPE AND TUBE RAILINGS - 2" DIA. NPS 316L STAINLESS STEEL ARCHITECTURAL RAILINGS
055213.B	REMOVABLE PLASTIC SLEEVE W/ END CAP - DO NOT CORE HOLES FOR POSTS
055213.C	NON-SHRINK GROUT - SLOPE GROUT TO PROMOTE DRAINAGE AWAY FROM POST, FILL BASE OF PIPR WITH GROUT
071416.A	COLD FLUID-APPLIED WATERPROOFING

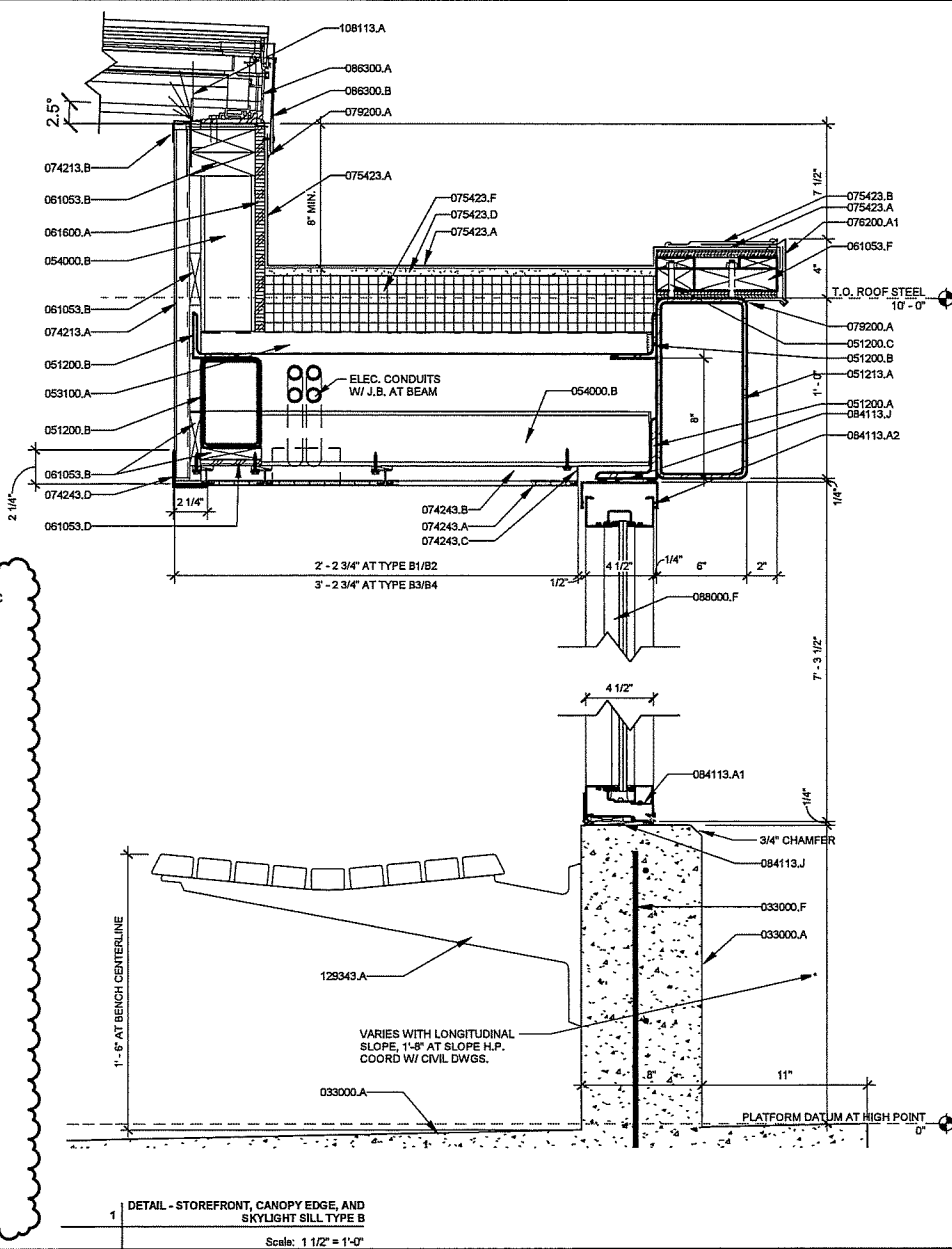


60631225P  
CITY OF MADISON, DANE COUNTY, WI  
CONTRACT NO: 60631225C

PLANTER WALL  
BUS RAPID TRANSIT  
CITY OF MADISON

60631225P  
A400

CONSTRUCTION KEYNOTES	
KEY	DESCRIPTION
03300.A	CONCRETE - REFER TO STRUCTURAL DRAWINGS
03300.F	REINFORCING - REFER TO STRUCTURAL DRAWINGS
051200.A	STRUCTURAL STEEL
051200.B	STRUCTURAL STEEL - HOT DIPPED GALVANIZED
051200.C	3/8" DIA. THREADED STUD WELDED TO STRUCTURAL STEEL MEMBER @ 32" O.C., STAGGERED
051213.A	ARCHITECTURALLY EXPOSED STRUCTURAL STEEL FRAMING - PAINT, SEE STRUCTURAL
053100.A	STEEL ROOF DECK
054000.B	COLD FORMED METAL FRAMING - 3 5/8" @ 16" O.C.
061053.B	WOOD BLOCKING - PRESERVATIVE TREATED
061053.D	PLYWOOD - PRESERVATIVE TREATED
061053.F	(2) LAYER 1/2" PRES. TRTD. PWD. SANDWICHING (2) PRES. TRTD. 2xs & 1xs - SCREW ENTIRE ASSEMBLY TOGETHER
061600.A	PLYWOOD OR OSB WALL SHEATHING
074213.A	FLUSH CONCEALED FASTENER METAL WALL PANELS
074213.B	METAL WALL PANEL SHEET METAL J TRIM
074243.A	WOOD PATTERNED PHENOLIC SOFFIT PANEL W/CONCEALED FASTENERS
074243.B	METAL PLANK ATTACHMENT CLIP AND SHIM BY PHENOLIC PANEL INSTALLER
074243.C	PREFINISHED VENTED BOTTOM/END CLOSURE BY PHENOLIC PANEL INSTALLER
074243.D	CUSTOM PREFINISHED METAL TOP/END CLOSURE BY PHENOLIC PANEL INSTALLER, RIVET TO FLUSH METAL WALL PANELS
075423.A	FULLY ADHERED TPO MEMBRANE ROOFING
075423.B	TPO ROOF FLASHING
075423.D	COVER BOARD
075423.F	TAPERED ROOFING INSULATION BOARD
076200.A1	METAL GRAVEL STOP W/ CONTINUOUS HOOK STRIP AND BOTTOM CLOSURE
079200.A	JOINT SEALANT
084113.A1	ALUMINUM STOREFRONT SILL FRAME & RECEIVER
084113.A2	ALUMINUM STOREFRONT HEAD FRAME & RECEIVER
084113.J	SHIM, INSTALL SEALANT AND BACKER ROD AT INTERIOR & EXTERIOR FACE OF FRAME
086300.A	METAL FRAMED SKYLIGHT
086300.B	SKYLIGHT FLASHING & CLOSURES
089300.F	LAMINATED GLAZING
108113.A	BIRD CONTROL DEVICES
128343.A	WALL MOUNTED BENCH - SECURE TO CONCRETE WALL W (3) EPOXY ANCHORS PER BRACKET



SECTION DETAILS

60631225P

CITY OF MADISON, DANE COUNTY, WI

BUS RAPID TRANSIT

CITY OF MADISON

60631225P

A408

PROJECT ENG: [ ]  
 DRAWN BY: [ ]  
 CHECKED BY: [ ]  
 DATE: [ ]  
 REVISIONS: [ ]  
 DESIGNED BY: [ ]  
 DATE: [ ]



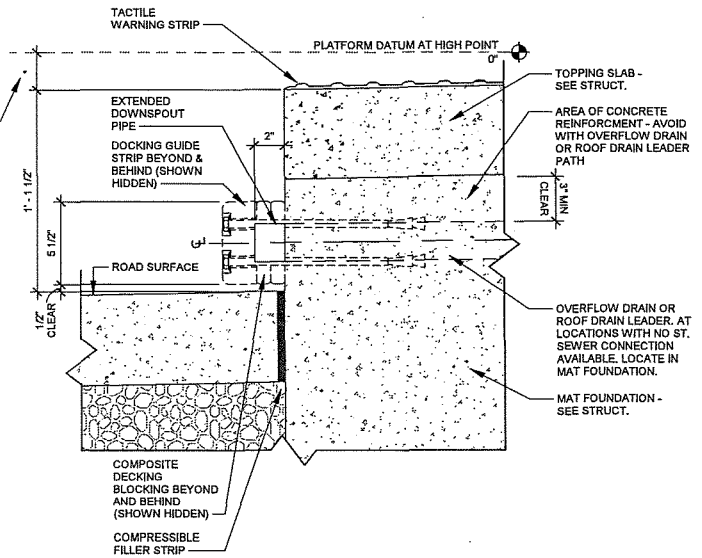
CONSTRUCTION KEYNOTES

KEY	DESCRIPTION
-----	-------------

DOCKING GUIDE STRIP LENGTH BY LOCATION

#	LOCATION	LENGTH WB (FT)	LENGTH EB (FT)	LENGTH TOTAL (FT)
1	JUNCTION RD PARK & RIDE	140	0	140
1	JUNCTION RD PARK & RIDE	60	0	60
2	HIGH POINT & MINERAL	70	89	159
3	WESTFIELD & MINERAL	70	75	145
4	GRAND CANYON & MINERAL	70	89	159
5	ISLAND DR & MINERAL	79	70	149
6	ROSA RD & MINERAL	79	70	149
7	WHITNEY WAY & MINERAL	114	70	184
8	REGENT ST & WHITNEY	74	60	134
9	EAU CLAIRE & SHEBOYGAN	70	88	158
10	SHEBOYGAN & SEGOE	70	0	70
11	SHEBOYGAN & SEGOE	0	96	96
12	UNIVERSITY & MIDVALE	84	70	154
13	UNIVERSITY & SHOREWOOD	70	83	153
14	UNIVERSITY BAY & UNIVERSITY	70	88	158
15	UNIVERSITY & ORCHARD	70	0	70
16	JOHNSON & ORCHARD	0	70	70
17	UNIVERSITY AVE AT EAST CAMPUS MALL	155	0	155
18	JOHNSON & CAMPUS MALL	0	85	85
19	STATE & JOHNSON	0	69	69
20	STATE & GORHAM	50	0	50
21	E. MIFFLIN & WISCONSIN	70	0	70
22	MAIN & MARTIN LUTHER KING JR.	0	70	70
23	E. WASHINGTON & S. BLAIR	95	70	165
24	E. WASHINGTON & PATTERSON STREET	77	70	147
25	E. WASHINGTON & BALDWIN	77	70	147
26	E. WASHINGTON & FIRST	100	70	170
27	E. WASHINGTON & FOURTH	70	83	153
28	E. WASHINGTON & MILWAUKEE NORTH	85	0	85
28	E. WASHINGTON & MILWAUKEE NORTH	0	74	74
29	E. WASHINGTON & MARQUETTE	79	70	149
30	E. WASHINGTON & MELVIN COURT	86	70	156
31	E. WASHINGTON & FAIR OAKS	80	70	150
32	ANDERSON & WRIGHT STREET	70	0	70
33	ANDERSON & WRIGHT STREET	0	79	79
34	E. WASHINGTON & MENDOTA STREET	70	0	70
35	E. WASHINGTON & MENDOTA STREET	0	70	70
36	E. WASHINGTON & PORTAGE	78	0	78
37	E. WASHINGTON & THIERER	0	87	87
38	E. WASHINGTON & INDEPENDENCE	80	0	80
39	E. WASHINGTON & INDEPENDENCE	0	83	83
40	E. WASHINGTON & E. SPRINGS	85	0	85
41	E. WASHINGTON & E. SPRINGS	0	70	70
42	HANSON RD	180	0	180
43	SUN PRAIRIE PARK & RIDE			
48	DAYTON STREET & WISCONSIN AVE			
50	BUS/BIKE CONNECTOR FROM ANDERSON ST TO MENDOTA ST			

VARIES BASED ON COMBINATION OF CROSS SLOPE AND LONGITUDINAL SLOPE - COORD. W/ CIVIL DWGS.



1 SECTION - TYPICAL PLATFORM DOCKING GUIDE STRIP  
Scale: 1 1/2" = 1'-0"

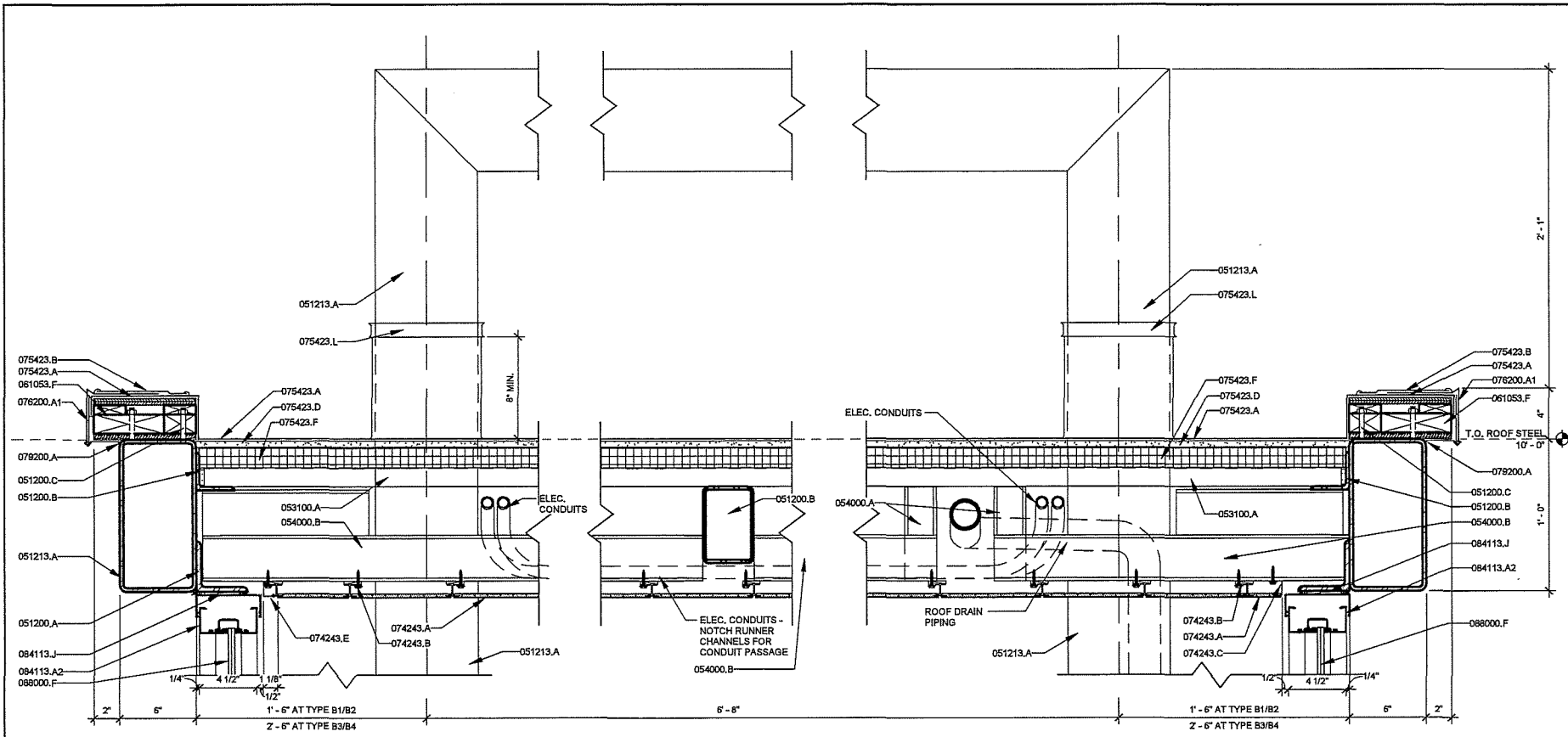
PROJECT NO.	60631225P
ISSUE NO.	
DATE	
DESIGNED BY	
CHECKED BY	
APPROVED BY	

60631225P  
CITY OF MADISON, DANE COUNTY, WI  
CONTRACT NO: 60631225C

SECTION DETAILS  
BUS RAPID TRANSIT  
CITY OF MADISON



60631225P  
A409



1 DETAIL - CANOPY EDGES, BEAM, AND COLUMNS THROUGH ROOF TYPE B  
Scale: 1 1/2" = 1'-0"

CONSTRUCTION KEYNOTES	
KEY	DESCRIPTION
051200.A	STRUCTURAL STEEL
051200.B	STRUCTURAL STEEL - HOT DIPPED GALVANIZED
051200.C	3/8" DIA. THREADED STUD WELDED TO STRUCTURAL STEEL MEMBER @ 32" O.C., STAGGERED
051213.A	ARCHITECTURALLY EXPOSED STRUCTURAL STEEL FRAMING - PAINT, SEE STRUCTURAL
053100.A	STEEL ROOF DECK
054000.A	COLD FORMED METAL FRAMING - 2 1/2" @ 16" O.C. - PROVIDE BITUMINOUS COATING AT ALUM. RAIL ATTACHMENTS
054000.B	COLD FORMED METAL FRAMING - 3 5/8" @ 16" O.C.
061053.F	(2) LAYER 1/2" PRES. TRTD. FWD. SANDWICHING (2) PRES. TRTD. 2xs & 1xs - SCREW ENTIRE ASSEMBLY TOGETHER
074243.A	WOOD PATTERNED PHENOLIC SOFFIT PANEL W/CONCEALED FASTENERS
074243.B	METAL PLANK ATTACHMENT CLIP AND SHIM BY PHENOLIC PANEL INSTALLER

CONSTRUCTION KEYNOTES	
KEY	DESCRIPTION
074243.C	PREFINISHED VENTED BOTTOM/END CLOSURE BY PHENOLIC PANEL INSTALLER
074243.E	CUSTOM PREFINISHED METAL END CLOSURE BY PHENOLIC PANEL INSTALLER
075423.A	FULLY ADHERED TPO MEMBRANE ROOFING
075423.B	TPO ROOF FLASHING
075423.D	COVER BOARD
075423.F	TAPERED ROOFING INSULATION BOARD
075423.L	TPO ROOF FLASHING BOOT AROUND STRUCTURE WITH TERMINATION BAR, SEAL TOP OF BAR WITH MASTIC.
076200.A1	METAL GRAVEL STOP W/ CONTINUOUS HOOK STRIP AND BOTTOM CLOSURE
079200.A	JOINT SEALANT
084113.A2	ALUMINUM STOREFRONT HEAD FRAME & RECEIVER
084113.J	SHIM, INSTALL SEALANT AND BACKER ROD AT INTERIOR & EXTERIOR FACE OF FRAME
088000.F	LAMINATED GLAZING

DESIGNED BY	DATE
CHECKED BY	DATE
APPROVED BY	DATE
REVISION	
1. 00000000	
00000000	
00000000	
00000000	

60631225P  
CITY OF MADISON, DANE COUNTY, WI  
CONTRACT NO: 60631225C

SECTION DETAILS  
BUS RAPID TRANSIT  
CITY OF MADISON

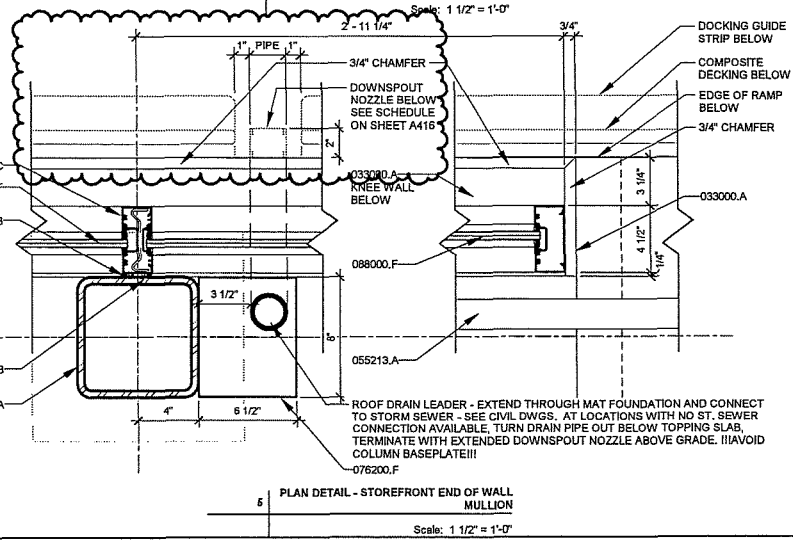
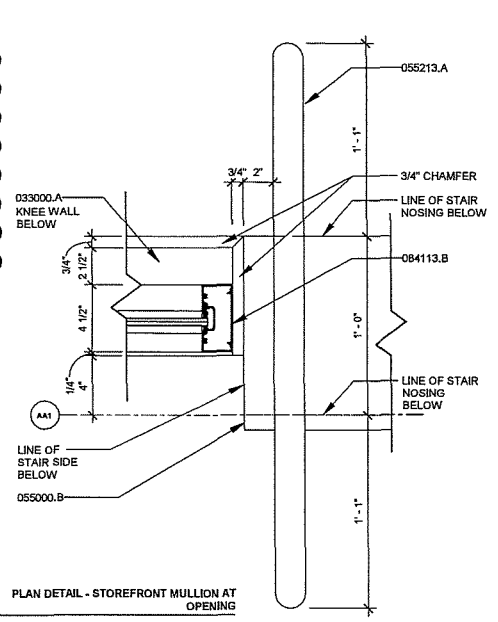
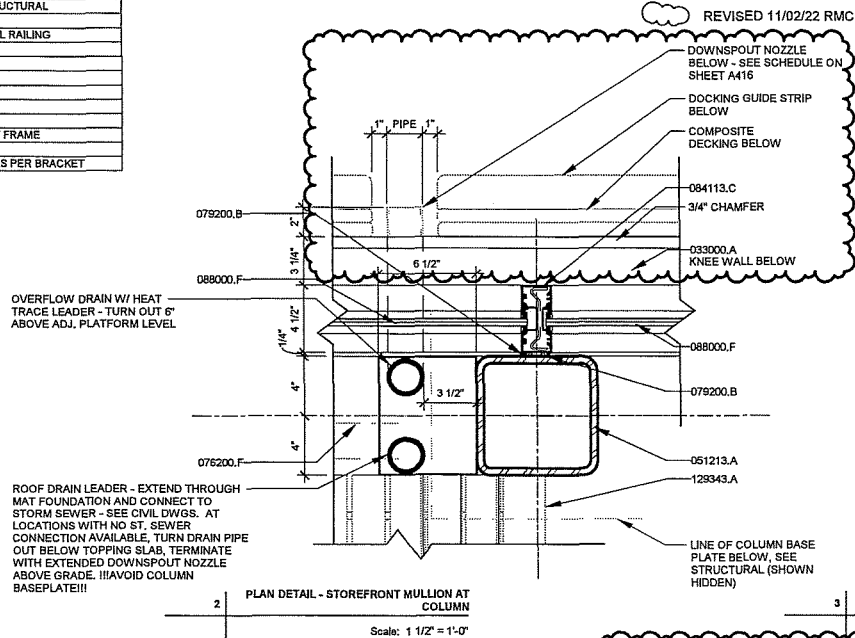
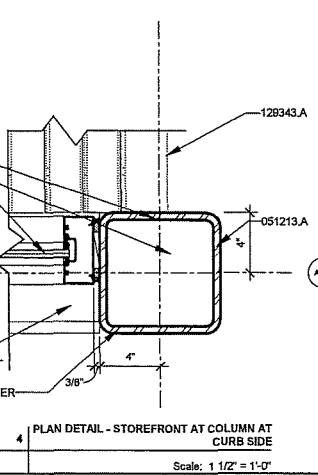
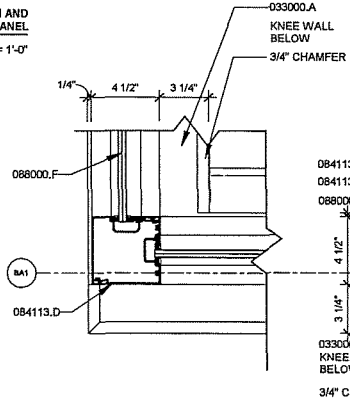

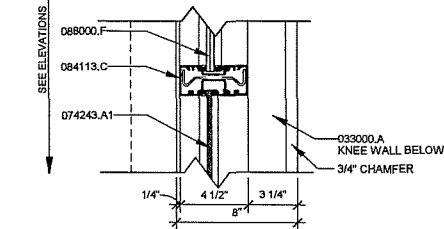
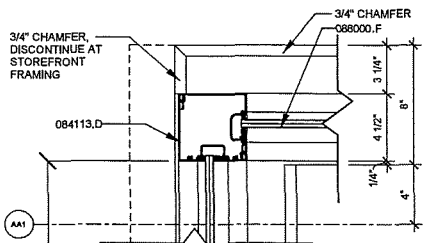


60631225P

A410

CONSTRUCTION KEYNOTES

KEY	DESCRIPTION
033000.A	CONCRETE - REFER TO STRUCTURAL DRAWINGS
051213.A	ARCHITECTURALLY EXPOSED STRUCTURAL STEEL FRAMING - PAINT, SEE STRUCTURAL
055000.B	ABRASIVE STRIP STAIR NOSING INSERT
055213.A	PIPE AND TUBE RAILINGS - 2" DIA. NPS 316L STAINLESS STEEL ARCHITECTURAL RAILING
074243.A1	WOOD PATTERNED PHENOLIC PANEL GLAZED INTO STOREFRONT FRAMING
076200.F	16 GA. PREFINISHED BRAKE METAL COVER OVER ROOF CONDUCTOR LINES
079200.B	JOINT SEALANT WITH BACKER ROD
084113.B	ALUMINUM STOREFRONT JAMB FRAMING
084113.C	ALUMINUM STOREFRONT MULLION FRAMING
084113.D	ALUMINUM STOREFRONT CORNER MULLION FRAMING
084113.J	SHIM, INSTALL SEALANT AND BACKER ROD AT INTERIOR & EXTERIOR FACE OF FRAME
088000.F	LAMINATED GLAZING
128343.A	WALL MOUNTED BENCH - SECURE TO CONCRETE WALL W/ (3) EPOXY ANCHORS PER BRACKET



REVISIONS	DATE	BY
1	11/02/22	RMC
2		
3		
4		
5		
6		
7		
8		
9		
10		

60631225P  
 CITY OF MADISON, DANE COUNTY, WI  
 CONTRACT NO: 60631225C

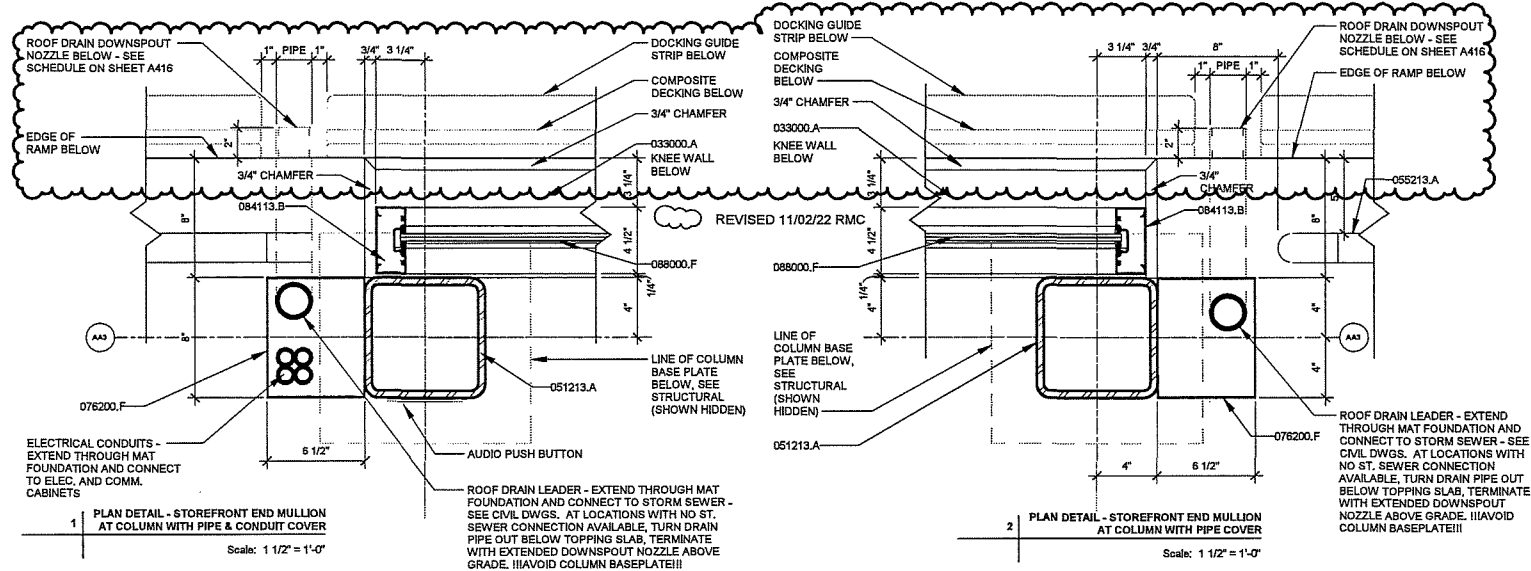
PLAN DETAILS  
 BUS RAPID TRANSIT  
 CITY OF MADISON



60631225P

A415

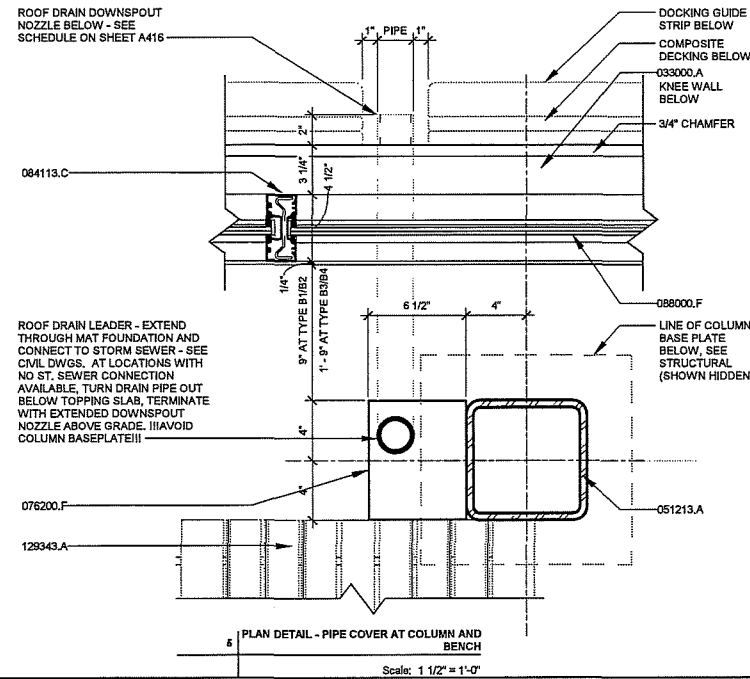
CONSTRUCTION KEYNOTES	
KEY	DESCRIPTION
033000.A	CONCRETE - REFER TO STRUCTURAL DRAWINGS
051213.A	ARCHITECTURALLY EXPOSED STRUCTURAL STEEL FRAMING - PAINT, SEE STRUCTURAL
055213.A	PIPE AND TUBE RAILINGS - 2" DIA. NPS 316L STAINLESS STEEL ARCHITECTURAL RAILING
076200.F	16 GA. PREFINISHED BRAKE METAL COVER OVER ROOF CONDUCTOR LINES
084113.B	ALUMINUM STOREFRONT JAMB FRAMING
084113.C	ALUMINUM STOREFRONT MULLION FRAMING
088000.F	LAMINATED GLAZING
128343.A	WALL MOUNTED BENCH - SECURE TO CONCRETE WALL W/ (3) EPOXY ANCHORS PER BRACKET



1 PLAN DETAIL - STOREFRONT END MULLION AT COLUMN WITH PIPE & CONDUIT COVER  
Scale: 1 1/2" = 1'-0"

2 PLAN DETAIL - STOREFRONT END MULLION AT COLUMN WITH PIPE COVER  
Scale: 1 1/2" = 1'-0"

STORM DISCHARGE TYPES AND LOCATIONS			
LOCATION	PLATFORM DIRECTION	STATION TYPE	DISCHARGE TYPE
JUNCTION ROAD	END OF LINE	CURBSIDE CHARGING STATION (A7)	GRASS AREA AND CONNECT TO SEWER
MINERAL POINT ROAD AT HIGH POINT ROAD	EB/WB	CENTER (B2)	DIRECT CONNECT TO SEWER
MINERAL POINT ROAD AT WESTFIELD ROAD	EB/WB	CENTER (B2)	GRASS AREA AND PLANTERS
MINERAL POINT ROAD AT GRAND CANYON DRIVE	EB/WB	CENTER (B2)	DIRECT CONNECT TO SEWER
MINERAL POINT ROAD AT ISLAND DRIVE	EB/WB	CENTER (B2)	GRASS AREA AND PLANTERS
MINERAL POINT ROAD AT ROSA ROAD	EB/WB	CENTER (B2)	GRASS AREA AND PLANTERS
WHITNEY WAY AT MINERAL POINT ROAD	EB/WB	CENTER (B2)	DIRECT CONNECT TO SEWER
WHITNEY WAY AT REGENT STREET	EB/WB	REDUCED CENTER (C)	NO STORM SEWER
SHEBOYGAN AVENUE AT LAU CLAIRE AVENUE	EB/WB	CENTER (B2)	NO STORM SEWER
SHEBOYGAN AVENUE AT SEGGE ROAD	WB	CURBSIDE - ISLAND (A1)	NO STORM SEWER - GRASS AREA
UNIVERSITY AVENUE AT SHOREWOOD BOULEVARD	EB/WB	CENTER (B2)	DIRECT CONNECT TO SEWER
UNIVERSITY AVENUE AT UNIVERSITY BAY DRIVE	EB/WB	CENTER (B2)	DIRECT CONNECT TO SEWER
UNIVERSITY AVENUE AT ORCHARD STREET	WB	CURBSIDE (A2)	DIRECT CONNECT TO SEWER
JOHNSON STREET AT ORCHARD STREET	EB	CURBSIDE (A2)	DIRECT CONNECT TO SEWER
JOHNSON STREET AT EAST CAMPUS MALL	EB	CURBSIDE (A1)	NO STORM SEWER
STATE STREET - JOHNSON STREET	EB	REDUCED CURBSIDE (A3)	DIRECT CONNECT TO INLET *
STATE STREET - GORHAM STREET	WB	REDUCED CURBSIDE (A4)	DISCHARGE TO FLOWLINE
CAPITOL SQUARE - MIFFLIN STREET AT WISCONSIN AVENUE	WB	CURBSIDE (A2)	DIRECT CONNECT TO INLET *
CAPITOL SQUARE - MAIN STREET AT MARTIN LUTHER KING BOULEVARD	EB	CURBSIDE (A2)	DIRECT CONNECT TO INLET *
EAST WASHINGTON AVENUE AT PATERSON STREET	EB/WB	CENTER (B4)	DIRECT CONNECT TO INLET *
EAST WASHINGTON AVENUE AT BALDWIN STREET	EB/WB	CENTER (B4)	DIRECT CONNECT TO INLET *
EAST WASHINGTON AVENUE AT FIRST STREET	EB/WB	CENTER (B2)	DIRECT CONNECT TO INLET
EAST WASHINGTON AVENUE AT FOURTH STREET	EB/WB	CENTER (B4)	DIRECT CONNECT TO INLET
EAST WASHINGTON AVENUE AT MILWAUKEE-NORTH STREET	EB	CURBSIDE CENTER (A5)	DIRECT CONNECT TO INLET
EAST WASHINGTON AVENUE AT MARQUETTE STREET	EB/WB	CENTER (B4)	DIRECT CONNECT TO INLET *
EAST WASHINGTON AVENUE AT MELVIN COURT-RETHKE AVENUE	EB/WB	CENTER (B4)	DIRECT CONNECT TO INLET *
EAST WASHINGTON AVENUE AT WRIGHT STREET - FAIR OAKS AVENUE	EB/WB	CENTER (B2)	DIRECT CONNECT TO INLET
WRIGHT STREET AT ANDERSON STREET	WB	CURBSIDE - ISLAND (A2)	DISCHARGE TO FLOWLINE - NO TLE
WRIGHT STREET AT ANDERSON STREET	EB	CURBSIDE - ISLAND (A1)	DIRECT INLET CONNECT
EAST WASHINGTON AVENUE AT MENDOTA STREET	WB	REDUCED CURBSIDE (A4)	OUTLET INTO GRASS
EAST WASHINGTON AVENUE AT MENDOTA STREET	EB	CURBSIDE - ISLAND (A1)	DIRECT CONNECT TO INLET OR GRASS
EAST WASHINGTON AVENUE AT THIERRER ROAD - PORTAGE AVENUE	WB	CURBSIDE - ISLAND (A1)	DIRECT CONNECT TO INLET *
EAST WASHINGTON AVENUE AT THIERRER ROAD - PORTAGE AVENUE	EB	CURBSIDE - ISLAND (A1)	DIRECT CONNECT TO INLET *
EAST WASHINGTON AVENUE AT INDEPENDENCE LANE	WB	CURBSIDE - ISLAND (A1)	DIRECT CONNECT TO INLET
EAST WASHINGTON AVENUE AT INDEPENDENCE LANE	EB	CURBSIDE - ISLAND (A1)	DIRECT CONNECT TO INLET
EAST WASHINGTON AVENUE AT EAST SPRINGS DRIVE	WB	CURBSIDE - ISLAND (A1)	GRASS OUTLET ON SIDE OF PLATFORM
EAST WASHINGTON AVENUE AT EAST SPRINGS DRIVE	EB	CURBSIDE - ISLAND (A2)	GRASS OUTLET ON SIDE OF PLATFORM
E. WASHINGTON & E. SPRINGS	EB	A2 (CURBSIDE ISLAND)	EAST BOUND - GRASS OUTLET ON SIDE OF PLATFORM

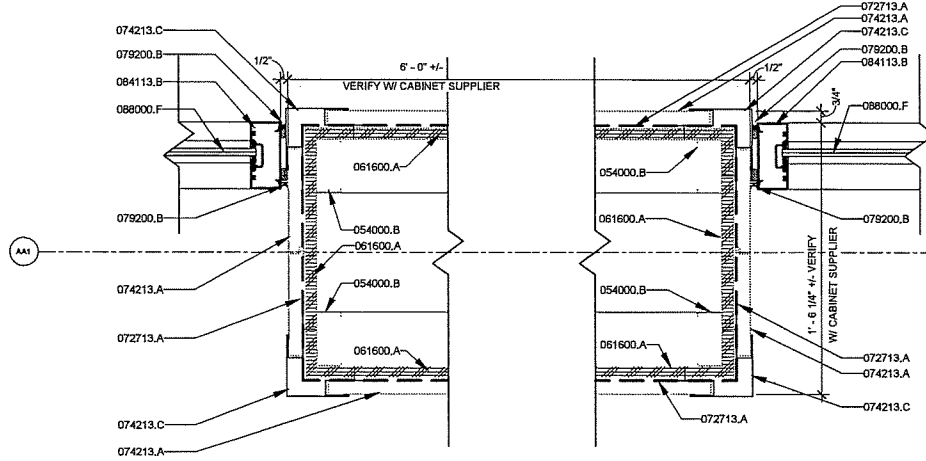


3 PLAN DETAIL - PIPE COVER AT COLUMN AND BENCH  
Scale: 1 1/2" = 1'-0"

60631225P  
 CITY OF MADISON, DANE COUNTY, WI  
 CONTRACT NO: 60631225C  
 PLAN DETAILS  
 BUS RAPID TRANSIT  
 CITY OF MADISON  
 60631225P  
 A416

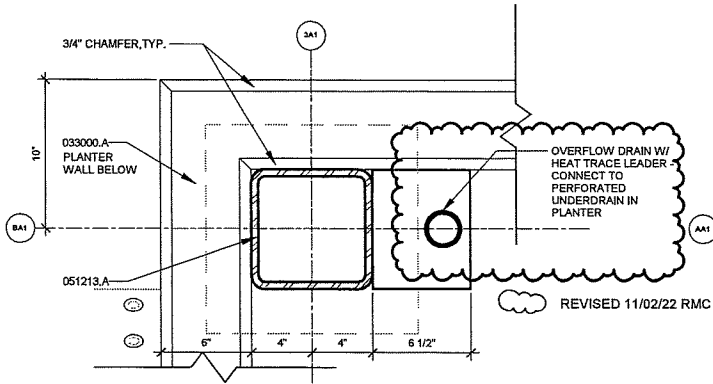
CONSTRUCTION KEYNOTES

KEY	DESCRIPTION
033000.A	CONCRETE - REFER TO STRUCTURAL DRAWINGS
051213.A	ARCHITECTURALLY EXPOSED STRUCTURAL STEEL FRAMING - PAINT, SEE STRUCTURAL
054000.B	COLD FORMED METAL FRAMING - 3 5/8" @ 16" O.C.
061600.A	PLYWOOD OR OSB WALL SHEATHING
072713.A	MODIFIED BITUMINOUS SHEET AIR BARRIER SYSTEM
074213.A	FLUSH CONCEALED FASTENER METAL WALL PANELS
074213.C	METAL WALL PANEL SHEET METAL CORNER TRIM
079200.B	JOINT SEALANT WITH BACKER ROD
084113.B	ALUMINUM STOREFRONT JAMB FRAMING
088000.F	LAMINATED GLAZING



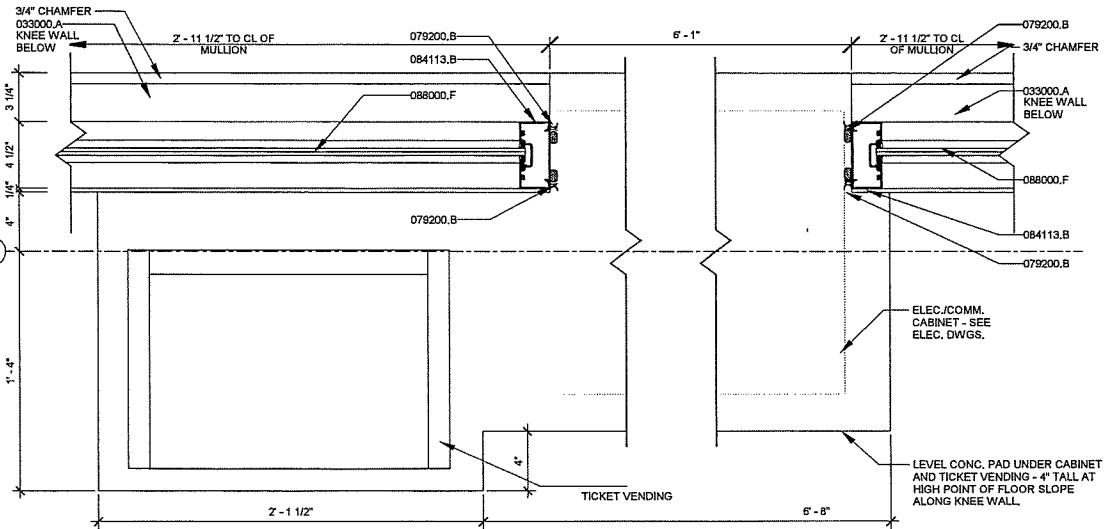
PLAN DETAIL - ENCLOSURE ABOVE ELEC./COMM CABINET

Scale: 1 1/2" = 1'-0"



1 PLAN DETAIL - COLUMN AND PIPE COVER AT PLANTER

Scale: 1 1/2" = 1'-0"



2 PLAN DETAIL - ELEC./COMM. CABINET AT STOREFRONT

Scale: 1 1/2" = 1'-0"

PROJECT NO.	60631225P
DATE	10/2022
DESIGNED BY	DAVID DANK
CHECKED BY	DAVID DANK
APPROVED BY	DAVID DANK

60631225P  
CITY OF MADISON, DANE COUNTY, WI  
CONTRACT NO. 60631225C

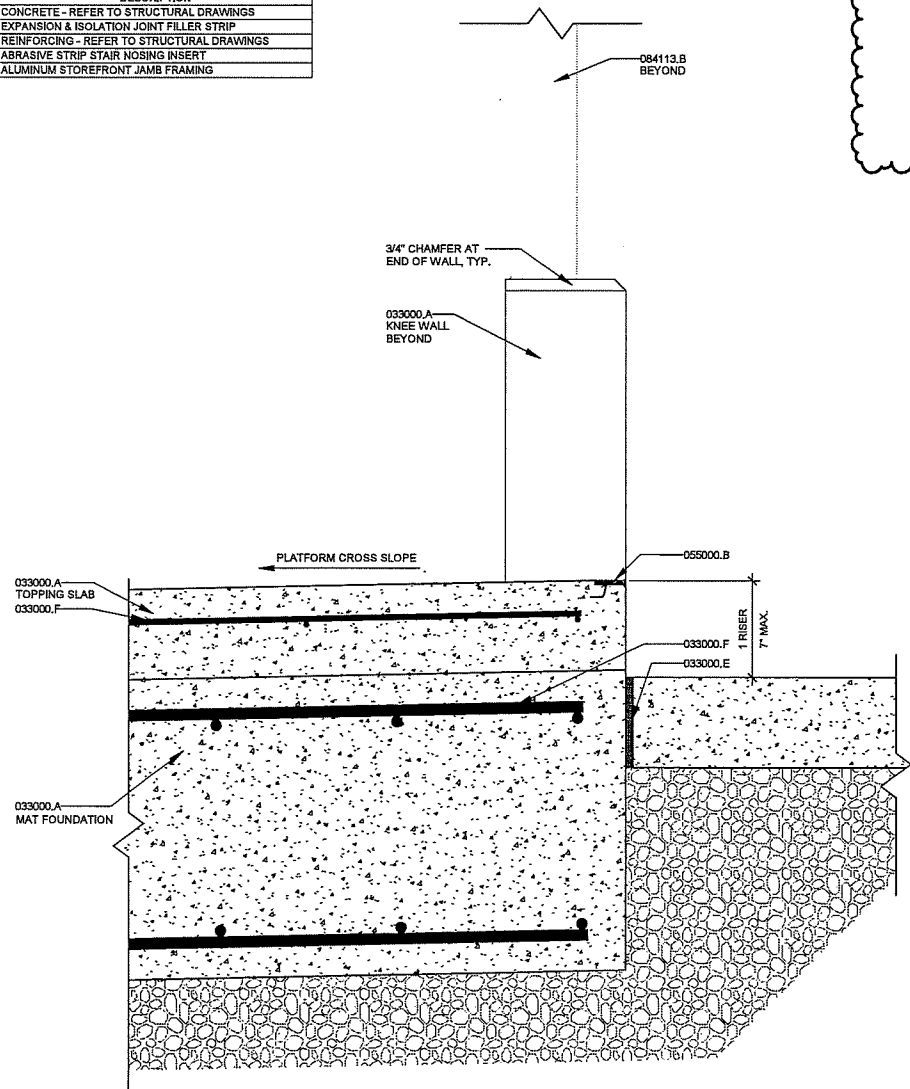
PLAN DETAILS  
BUS RAPID TRANSIT  
CITY OF MADISON



60631225P

A417

CONSTRUCTION KEYNOTES	
KEY	DESCRIPTION
033000.A	CONCRETE - REFER TO STRUCTURAL DRAWINGS
033000.E	EXPANSION & ISOLATION JOINT FILLER STRIP
033000.F	REINFORCING - REFER TO STRUCTURAL DRAWINGS
055000.B	ABRASIVE STRIP STAIR NOSING INSERT
084113.B	ALUMINUM STOREFRONT JAMB FRAMING



REVIS 11/02/22 RMC

NO.	REVISION	DATE	BY
1	ISSUED FOR CONSTRUCTION		

60631225P  
 CITY OF MADISON, DANE COUNTY, WI  
 CONTRACT NO: 60631225C

STAIR DETAILS  
 BUS RAPID TRANSIT  
 CITY OF MADISON

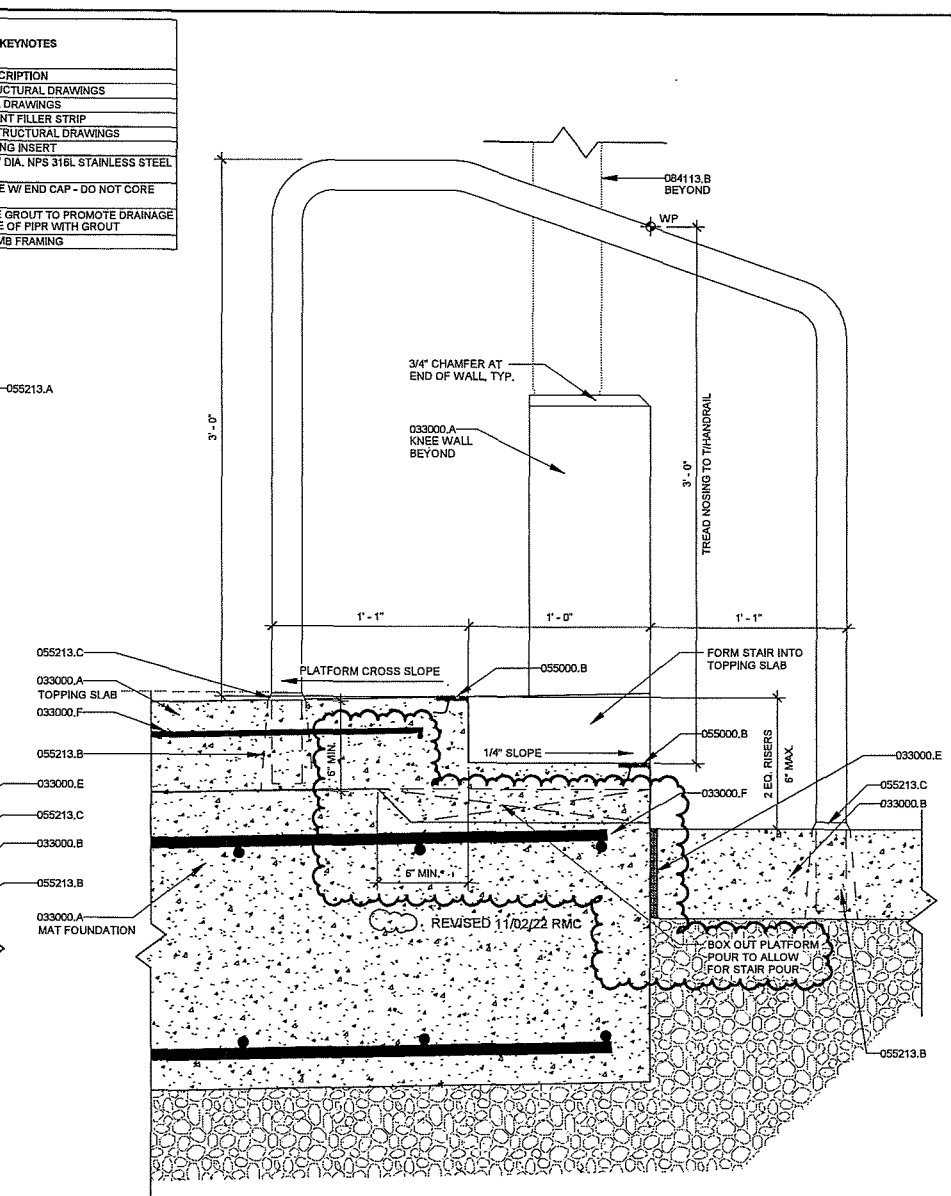
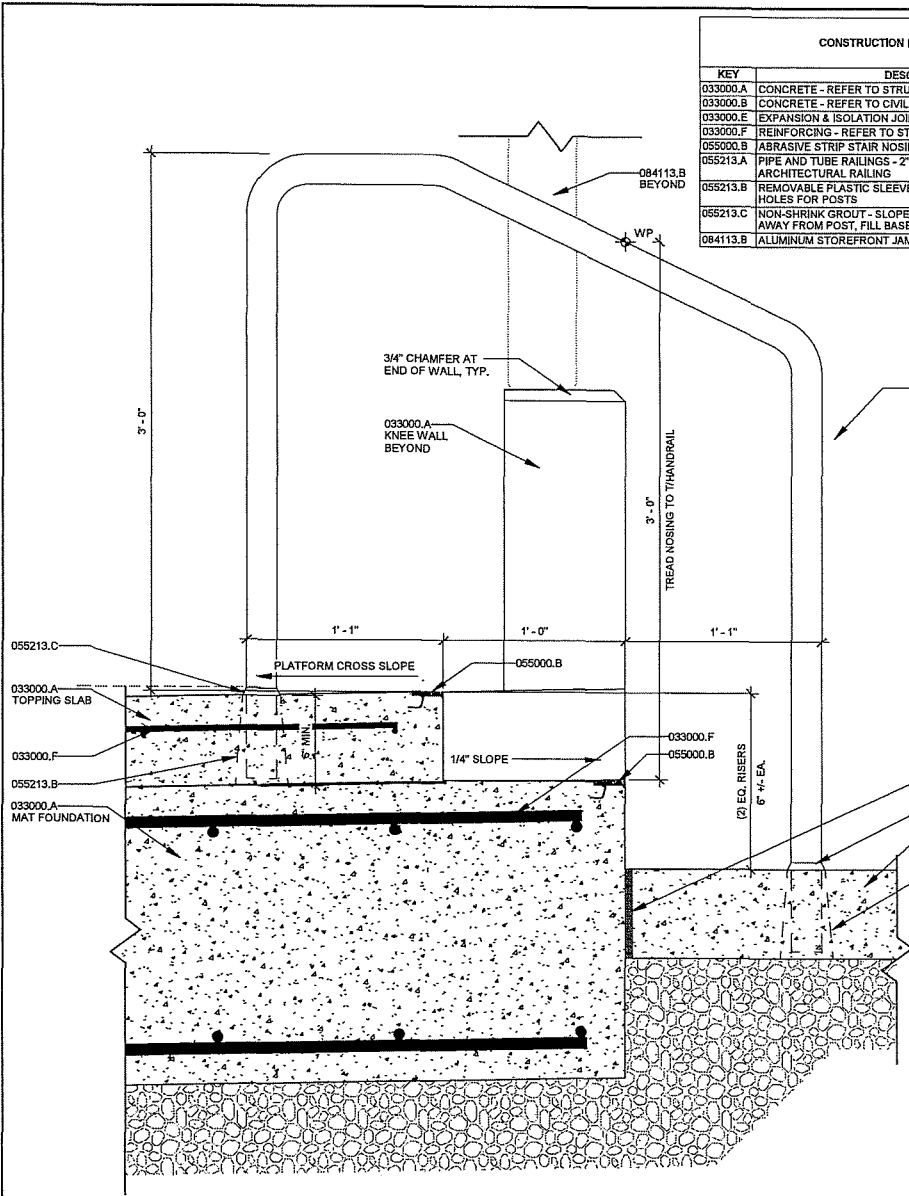


60631225P

A420

1  
 DETAIL - 1 RISER STAIR  
 Scale: 1 1/2" = 1'-0"

CONSTRUCTION KEYNOTES	
KEY	DESCRIPTION
033000.A	CONCRETE - REFER TO STRUCTURAL DRAWINGS
033000.B	CONCRETE - REFER TO CIVIL DRAWINGS
033000.E	EXPANSION & ISOLATION JOINT FILLER STRIP
033000.F	REINFORCING - REFER TO STRUCTURAL DRAWINGS
055000.B	ABRASIVE STRIP STAIR NOSING INSERT
055213.A	PIPE AND TUBE RAILINGS - 2" DIA. NPS 316L STAINLESS STEEL ARCHITECTURAL RAILING
055213.B	REMOVABLE PLASTIC SLEEVE W/ END CAP - DO NOT CORE HOLES FOR POSTS
055213.C	NON-SHRINK GROUT - SLOPE GROUT TO PROMOTE DRAINAGE AWAY FROM POST, FILL BASE OF PIPR WITH GROUT
084113.B	ALUMINUM STOREFRONT JAMB FRAMING



PROJECT NO.	100000000
DATE	05/20/24
DESIGNED BY	DRG
CHECKED BY	DRG
DATE	05/20/24
PROJECT NO.	100000000

60631225P  
CITY OF MADISON, DANE COUNTY, WI  
CONTRACT NO: 60631225C

STAIR DETAILS  
BUS RAPID TRANSIT  
CITY OF MADISON



60631225P

A421

1 DETAIL - 2 RISER STAIR - 6" RISER  
Scale: 1 1/2" = 1'-0"

2 DETAIL - 2 RISER STAIR - SHORT RISERS  
Scale: 1 1/2" = 1'-0"

CRESCENT WALL LENGTHS REVISED 11/02/22 RMC

NOTE: NOT ALL LOCATIONS USE 10' AND 12' CRESCENT WALL DETAILED IN THESE DOCUMENTS.

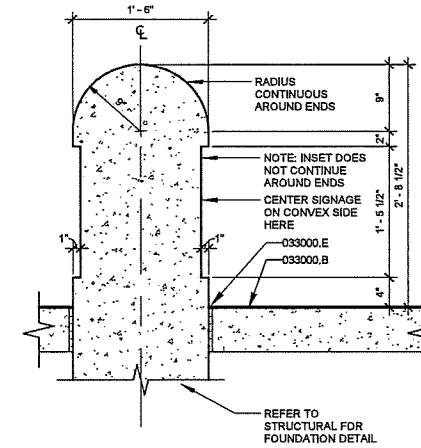
LOCATION	PLATFORM DIRECTION	CRESCENT WALL FRONT FACING LENGTH (FT)
MINERAL POINT ROAD AT HIGH POINT ROAD	EB/WB	8.1
MINERAL POINT ROAD AT WESTFIELD ROAD	EB/WB	7.5
MINERAL POINT ROAD AT GRAND CANYON DRIVE	EB/WB	8.1
MINERAL POINT ROAD AT ISLAND DRIVE	EB/WB	8.4
MINERAL POINT ROAD AT ROSA ROAD	EB/WB	8.4
WHITNEY WAY AT MINERAL POINT ROAD	EB/WB	6.0
WHITNEY WAY AT REGENT STREET	EB/WB	8.4
SHEBOYGAN AVENUE AT EAU CLAIRE AVENUE	EB/WB	8.4
SHEBOYGAN AVENUE AT SEGOE ROAD	EB	10.7
UNIVERSITY AVENUE AT MIDVALE BOULEVARD	EB/WB	8.4
UNIVERSITY AVENUE AT SHOREWOOD BOULEVARD	EB/WB	9.1
UNIVERSITY AVENUE AT UNIVERSITY BAY DRIVE	EB/WB	7.0
EAST WASHINGTON AVENUE AT BLAIR STREET	EB/WB	10.0
EAST WASHINGTON AVENUE AT PATERSON STREET	EB/WB	9.6
EAST WASHINGTON AVENUE AT BALDWIN STREET	EB/WB	9.5
EAST WASHINGTON AVENUE AT FIRST STREET	EB/WB	8.1
EAST WASHINGTON AVENUE AT FOURTH STREET	EB/WB	8.7
EAST WASHINGTON AVENUE AT MILWAUKEE-NORTH STREET	WB	8.3
EAST WASHINGTON AVENUE AT MILWAUKEE-NORTH STREET	EB	8.4
EAST WASHINGTON AVENUE AT MARQUETTE STREET	EB/WB	11.2
EAST WASHINGTON AVENUE AT MELVIN COURT-RETHKE AVENUE	EB/WB	11.4
EAST WASHINGTON AVENUE AT WRIGHT STREET - FAIR OAKS AVENUE	EB/WB	9.6

TABLE 703.5.5 VISUAL CHARACTER HEIGHT

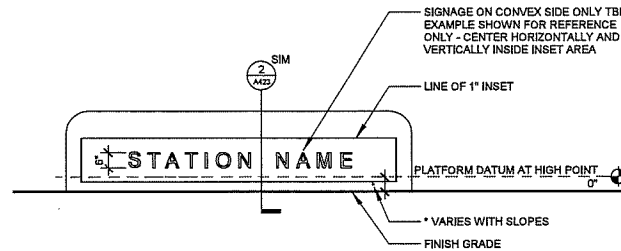
HEIGHT TO FINISH FLOOR OF GROUND FROM BASELINE OF CHARACTER	HORIZONTAL VIEWING DISTANCE	MINIMUM CHARACTER HEIGHT
40 Inches (1015 mm) to less than or equal to 70 Inches (1780 mm)	less than 72 Inches (1830 mm)	5/8 Inch (16 mm)
	72 Inches (1830 mm) and greater	5/8 Inch (16 mm), plus 1/8 Inch (3.2 mm) per foot (305 mm) of viewing distance above 72 Inches (1830 mm)
Greater than 70 Inches (1780 mm) to less than or equal to 120 Inches (3050 mm)	less than 180 Inches (4570 mm)	2 Inches (51 mm)
	180 Inches (4570 mm) and greater	2 Inches (51 mm), plus 1/8 Inch (3.2 mm) per foot (305 mm) of viewing distance above 180 Inches (4570 mm)
greater than 120 Inches (3050 mm)	less than 21 feet (6400 mm)	3 Inches (75 mm)
	21 feet (6400 mm) and greater	3 Inches (75 mm), plus 1/8 Inch (3.2 mm) per foot (305 mm) of viewing distance above 21 feet (6400 mm)

CONSTRUCTION KEYNOTES

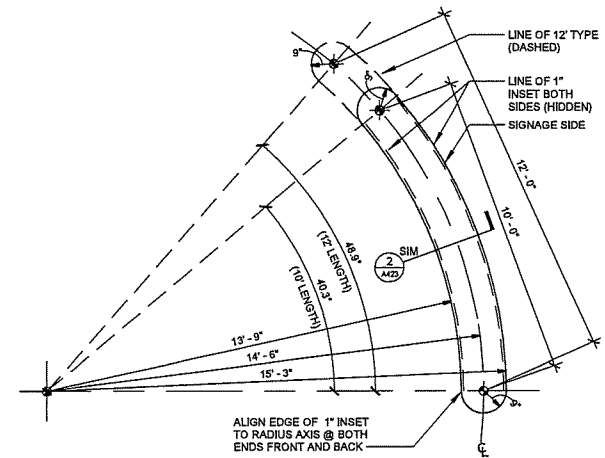
KEY	DESCRIPTION
033000.B	CONCRETE - REFER TO CIVIL DRAWINGS
033000.E	EXPANSION & ISOLATION JOINT FILLER STRIP



SECTION - CRESCENT WALL TYPICAL  
Scale: 3/4" = 1'-0"



ELEVATION - CRESCENT WALL TYPICAL  
Scale: 1/4" = 1'-0"



PLAN - CRESCENT WALL TYPICAL  
Scale: 1/4" = 1'-0"

NO.	REVISION	DATE	BY
1	ADDED		
2	ADDED		

60631225P  
CITY OF MADISON, DANE COUNTY, WI  
CONTRACT NO: 60631225C

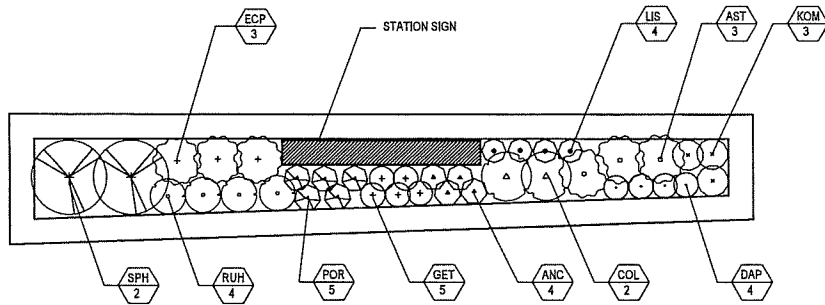
CRESCENT WALL DETAILS  
BUS RAPID TRANSIT  
CITY OF MADISON



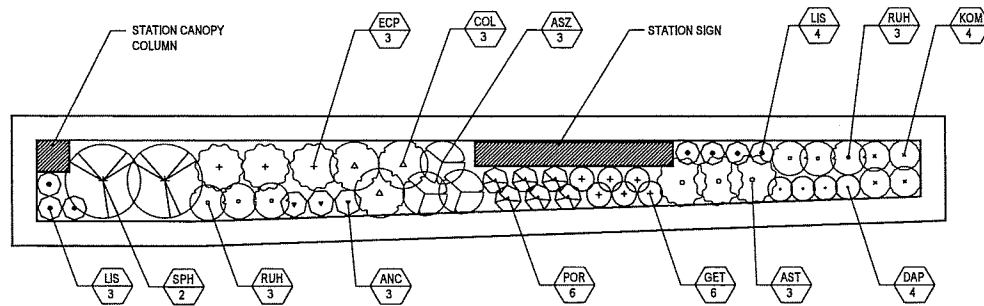
60631225P

A423





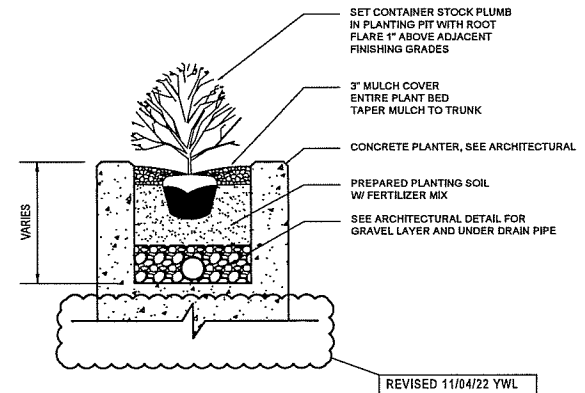
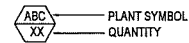
1 | PLANTING PLAN - 15' LONG PLANTER  
Scale: N.T.S.



2 | PLANTING PLAN - 18' - 10" LONG PLANTER AT TYPE A1, A2, A5, & A6  
Scale: N.T.S.

PLANTER PLANT LIST

SYMBOL	BOTANICAL NAME	COMMON NAME	MATURE HEIGHT	SIZE	CONDITION	SPACING
ANC	<i>Anemone canadensis</i>	Canada Anemone	18"	1 gal	potted	6" O.C.
AST	<i>Asclepias tuberosa</i>	Butterfly Milkweed	24"	1 gal	potted	1'-0" O.C.
ASZ	<i>Aster azureus</i>	Sky Blue Aster	24"	1 gal	potted	1' O.C.
COL	<i>Coreopsis lanceolata</i>	Sand Coreopsis	18"	1 gal	potted	1'-0" O.C.
DAP	<i>Dalea purpurea</i>	Purple Prairie Clover	12"	1 gal	potted	1'-0" O.C.
ECP	<i>Echinacea purpurea</i>	Purple Coneflower	30"	1 gal	potted	1' O.C.
GET	<i>Geum triflorum</i>	Prairie Smoke	6"	1 gal	potted	6" O.C.
KOM	<i>Koeleria macrantha</i>	June Grass	24"	1 gal	potted	1'-0" O.C.
LIS	<i>Liatris spicata</i>	Blazing Star	30"	1 gal	potted	9" O.C.
POR	<i>Polemonium reptans</i>	Jacob's Ladder	12"	1 gal	potted	6" O.C.
RUH	<i>Rudbeckia hirta</i>	Black-eyed Susan	30"	1 gal	potted	1' O.C.
SPH	<i>Sporobolus heterolepsis</i>	Prairie Dropseed	36"	1 gal	potted	2'-0" O.C.



3 | PLANTING SECTION - PLANTER  
Scale: N.T.S.

DATE	BY
11/04/22	YWL
REVISION	
MARK	
DATE	BY
11/04/22	YWL
REVISION	
MARK	
DATE	BY
11/04/22	YWL
REVISION	
MARK	
DATE	BY
11/04/22	YWL
REVISION	
MARK	

60631225P  
CITY OF MADISON, DANE COUNTY, WI  
CONTRACT NO. 60631225C

PLANTER PLANTING PLAN  
BUS RAPID TRANSIT  
CITY OF MADISON



60631225P

L201

# MADISON BRT COMFORT STATIONS

SHEET INDEX	
SHEET NUMBER	SHEET NAME
<b>GENERAL</b>	
G001	COMFORT STATIONS SHEET INDEX
G002	COMFORT STATIONS GENERAL NOTES AND CODE ANALYSIS
G003	ABBREVIATIONS
G004	ABBREVIATIONS
G005	ABBREVIATIONS
G006	ADA - BF MOUNTING HEIGHTS
G007	COMFORT STATIONS ADA - BF STANDARDS
G008	TYPICAL RULES FOR MOUNTING HEIGHTS & LOCATION RULES
G009	TYPICAL RULES FOR MOUNTING HEIGHTS & LOCATION RULES
G010	TYPICAL RULES FOR MOUNTING HEIGHTS & LOCATION RULES
G011	TYPICAL RULES FOR MOUNTING HEIGHTS & LOCATION RULES
G012	TYPICAL RULES FOR MOUNTING HEIGHTS & LOCATION RULES
G013	TYPICAL RULES FOR MOUNTING HEIGHTS & LOCATION RULES
G014	TYPICAL RULES FOR MOUNTING HEIGHTS & LOCATION RULES
G015	TYPICAL RULES FOR MOUNTING HEIGHTS & LOCATION RULES
G016	FINISH MATERIAL ABBREVIATIONS
G020	MECHANICAL ABBREVIATIONS AND SYMBOLS
G025	ELECTRICAL LEGENDS
G026	ELECTRICAL LEGENDS AND ABBREVIATIONS
<b>19</b>	
<b>STRUCTURAL</b>	
S001	STRUCTURAL NOTES
S002	STRUCTURAL NOTES
S003	STRUCTURAL NOTES
S004	STRUCTURAL NOTES
S100	FOUNDATION PLAN
S101	ROOF FRAMING PLAN
S400	STRUCTURAL DETAILS
S401	STRUCTURAL DETAILS
S900	STANDARD STRUCTURAL DETAILS
<b>9</b>	

SHEET INDEX	
SHEET NUMBER	SHEET NAME
<b>ARCHITECTURAL</b>	
A001	COMFORT STATION SITE PLAN - JUNCTION ROAD
A002	COMFORT STATION SITE PLAN - SUN PRAIRIE
A020	COMFORT STATION FINISH FLOOR PLAN OVERALL COMBINED
A101A	COMFORT STATION ENLARGED JC/STO ROOM FLOOR PLAN
A101B	COMFORT STATION ENLARGED ELECTRICAL ROOM FLOOR PLAN
A102	COMFORT STATION ROOF PLAN
A201	COMFORT STATION EXTERIOR ELEVATIONS
A202	COMFORT STATION EXTERIOR ELEVATIONS
A210	COMFORT STATION TYPICAL INTERIOR ELEVATIONS
A301	COMFORT STATION BUILDING SECTIONS
A310	COMFORT STATION WALL SECTIONS
A311	COMFORT STATION WALL SECTIONS
A312	COMFORT STATION WALL SECTIONS
A401	COMFORT STATION PLAN DETAILS
A402	COMFORT STATION DOOR FRAME DETAILS
A403	COMFORT STATION DOOR SILL DETAIL
A405	COMFORT STATION ROOF DETAIL
A406	COMFORT STATION HVAC WALL DETAIL
A407	COMFORT STATION HALO DETAIL
A408	COMFORT STATION PARAPET COPING DETAIL
A601	COMFORT STATION EXTERIOR WALL SYSTEMS
A602	COMFORT STATION INTERIOR PARTITION TYPES
A603	COMFORT STATION INTERIOR PARTITION DETAILS
A610	COMFORT STATION DOOR SCHEDULE
A611	COMFORT STATION ROOM FINISH SCHEDULE
A701	COMFORT STATION REFLECTED CEILING PLAN
A901	COMFORT STATION ISOMETRIC VIEWS COMBINED
<b>27</b>	
<b>MECHANICAL</b>	
M001	OVERALL HVAC FLOOR PLAN
M601	MECHANICAL SCHEDULES

SHEET INDEX	
SHEET NUMBER	SHEET NAME
<b>PLUMBING</b>	
P401	PLUMBING DETAILS
<b>3</b>	
<b>ELECTRICAL</b>	
E001	JUNCTION PARK AND RIDE - ELECTRICAL POWER PLAN
E002	SUN PRAIRIE PARK AND RIDE - ELECTRICAL POWER PLAN
E003	NOT USED
E004	JUNCTION PARK AND RIDE - ELECTRICAL LIGHTING PLAN
E005	ELECTRICAL LIGHTING SCHEDULE
E006	ELECTRICAL ME SCHEDULE
<b>6</b>	
<b>MECHANICAL</b>	
M002	OVERALL MECHANICAL ROOF PLAN
<b>PLUMBING</b>	
P001	OVERALL SANITARY/VENT FLOOR PLAN
P002	OVERALL WATER FLOOR PLAN
P003	OVERALL SANITARY ROOF PLAN
P901	PLUMBING ISOMETRICS
P902	PLUMBING STORM WATER ISOMETRIC
<b>6</b>	
SHEET COUNT: 70	

⊙ REVISED 11/07/22 RJS

REVISION DATE BY 11/22 JAR 11/22 JAR 11/22 JAR	Drawn By: DMF, 2022-03-08 Scale:
--	-------------------------------------

60631225P  
 CITY OF MADISON, DANE COUNTY, WI  
 BUS RAPID TRANSIT  
 CITY OF MADISON  
 CONTRACT NO: 60631225C



G001

### KEY NOTES

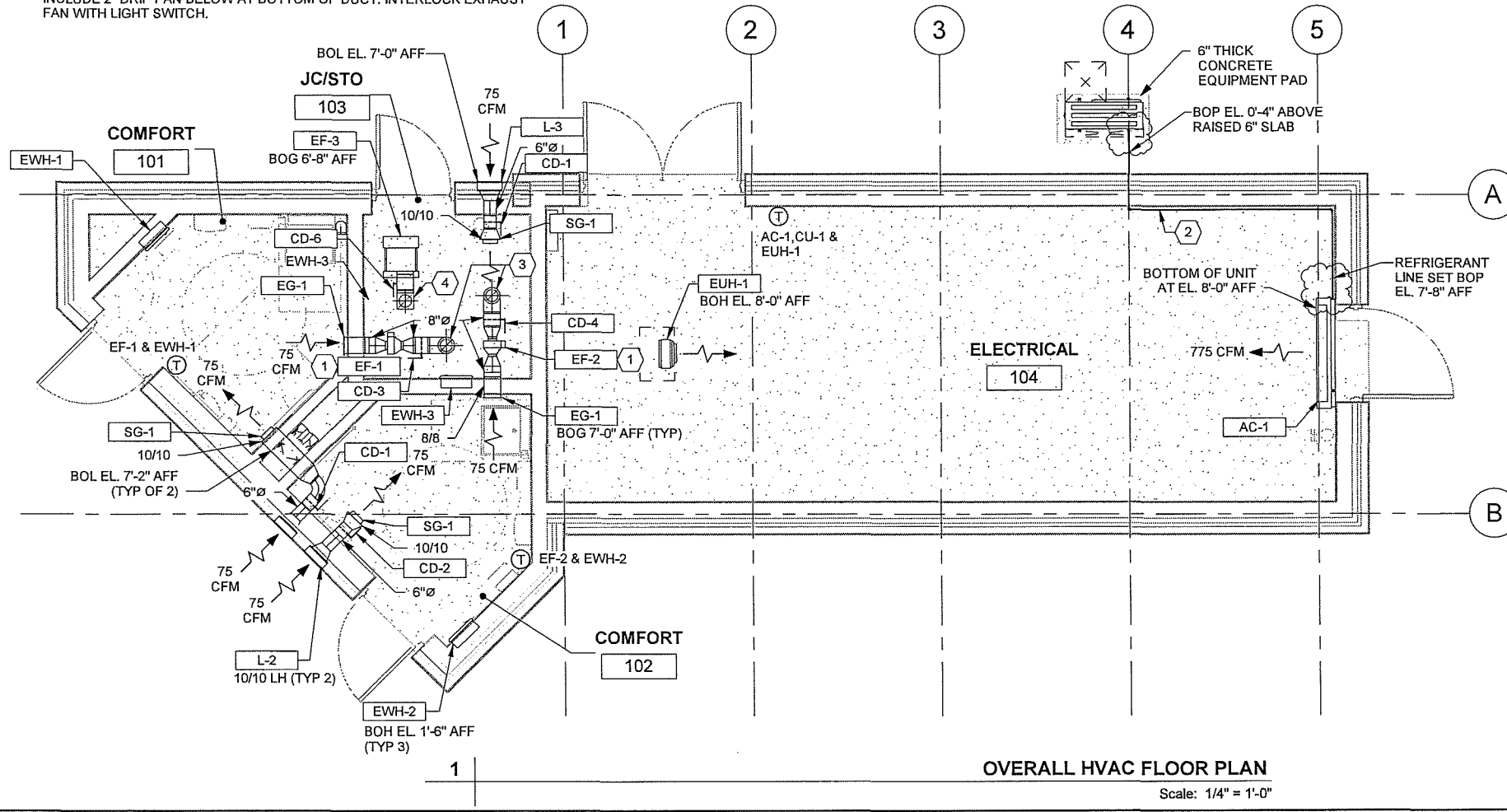
1. EXHAUST FAN TO BE INTERLOCKED WITH LIGHT SWITCH OF COMFORT ROOM EXHAUST FAN SERVES.
2. INSULATE LIQUID AND GAS PIPES SEPARATELY WITH INSULATION MATERIALS. DEFINED IN SPECIFICATION SECTION 23 00 00.
3. 8" ROUND EXHAUST DUCTWORK UP THROUGH CEILING, TERMINATING AT 6" ROUND ROOF JACK WITH INSTALLED FLASHING. INCLUDE 2" DRIP PAN BELOW AT BOTTOM OF DUCT.
4. GREENHECK SP-A200 CEILING EXHAUST FAN TO BE INSTALLED WITHIN CEILING SOFFIT. PROVIDE 8"X8" DUCT OUT OF FAN, UP THROUGH ROOF AND TERMINATING AT 6" ROUND ROOF JACK WITH INSTALLED FLASHING. INCLUDE 2" DRIP PAN BELOW AT BOTTOM OF DUCT. INTERLOCK EXHAUST FAN WITH LIGHT SWITCH.

### GENERAL NOTES

1. WORK SHOWN IS FOR THE JUNCTION ROAD TERMINAL.



REVISED 11/8/2022 TLC



NO.	DATE	BY	CHKD	APP'D
1	11/8/2022	TLC		

60631225P  
 CITY OF MADISON, DANE COUNTY, WI  
 CONTRACT NO: 60631225C

OVERALL HVAC FLOOR PLAN  
 BUS RAPID TRANSIT  
 CITY OF MADISON

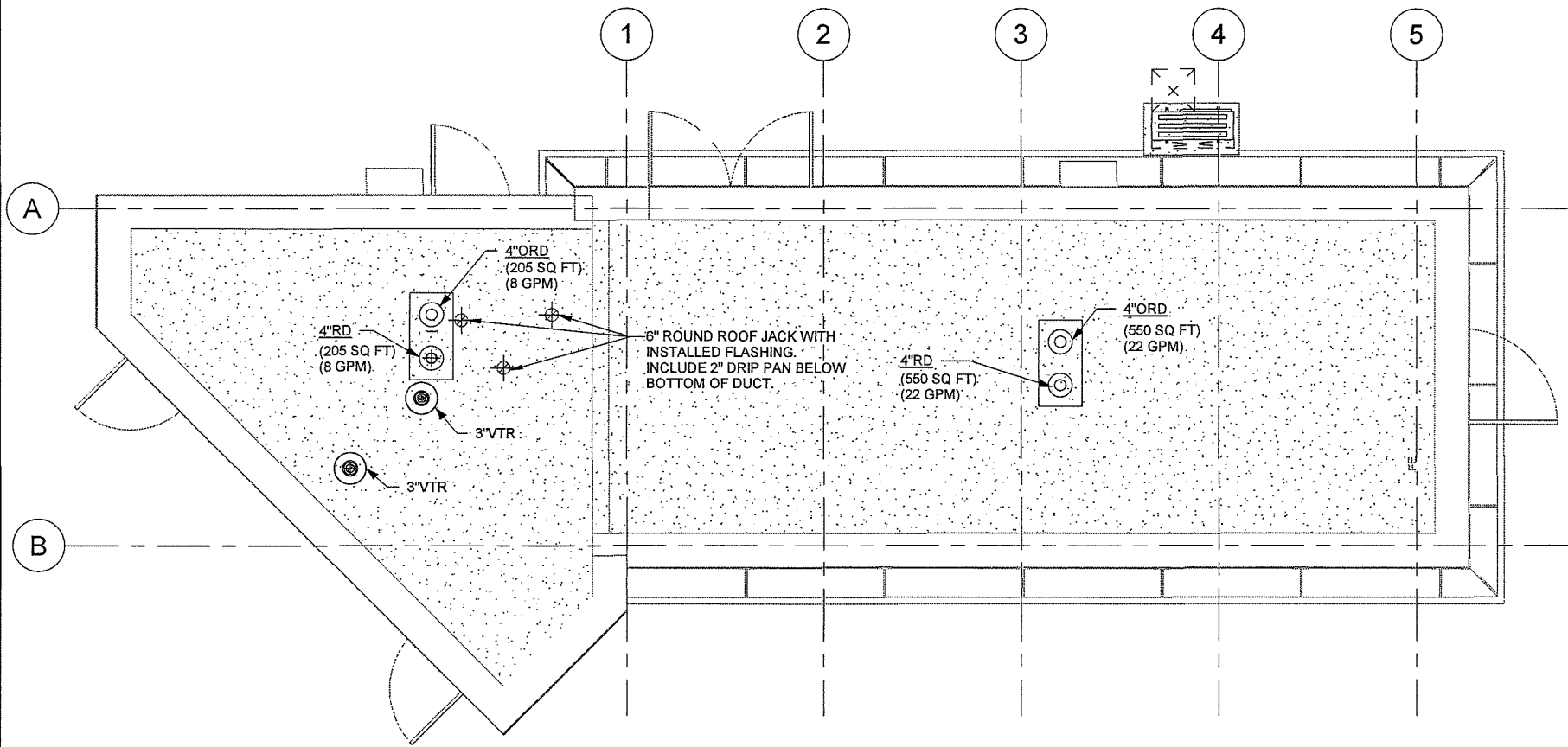


M001

REVISED 11/8/2022 TLC

### GENERAL NOTES

1. ROOF DRAINS SHALL BE EQUIPPED WITH STRAINERS EXTENDING NOT LESS THAN 4 INCHES ABOVE THE SURFACE OF THE ROOF IMMEDIATELY ADJACENT TO THE ROOF DRAIN. STRAINERS SHALL HAVE AN AVAILABLE INLET AREA ABOVE THE ROOF OF NOT LESS THAN 1.5 TIMES THE AREA OF THE CONDUCTOR TO WHICH THE DRAIN CONNECTS.
2. WORK SHOWN IS FOR JUNCTION ROAD TERMINAL ROUTE SUN PRAIRIE SITE SANITARY SEWER AND STORM WATER PER LOCAL SITE CONDITIONS.



1


### OVERALL MECHANICAL ROOF PLAN

Scale: 1/4" = 1'-0"

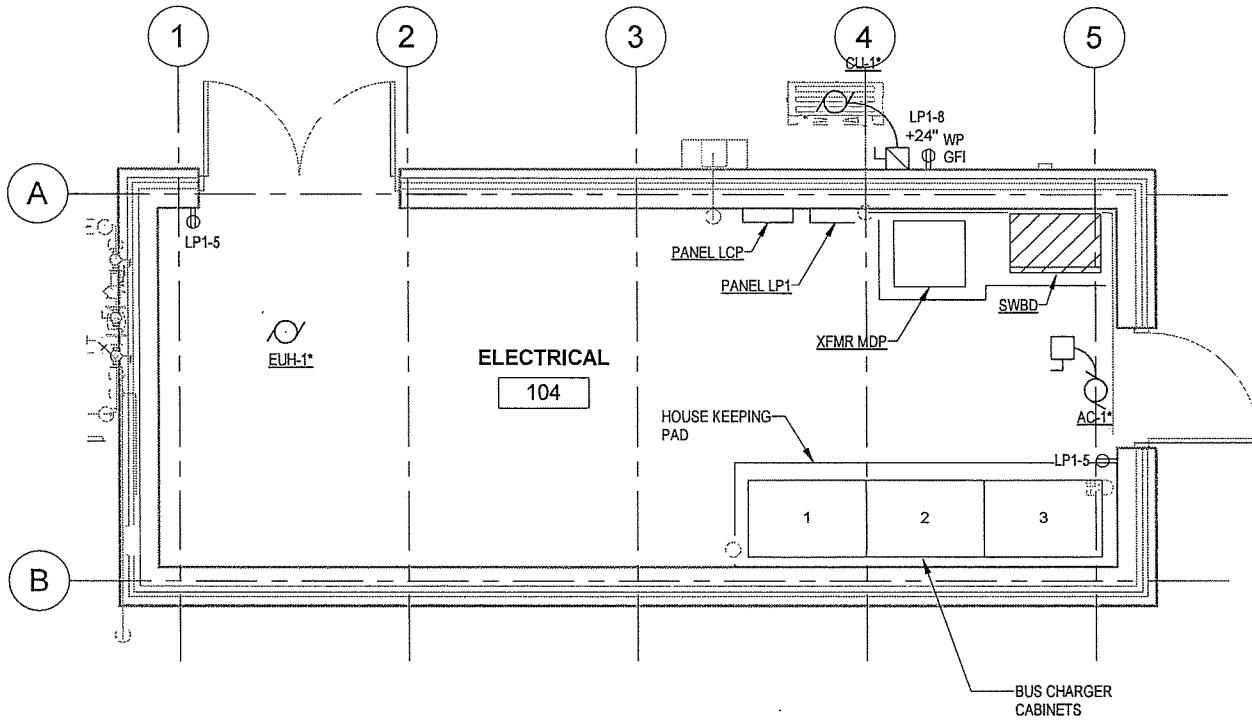
NO.	REVISION	DATE	BY
1	ADDENDUM 3	11/22/22	JAR
2	REVISION	11/22/22	JAR
3	REVISION	11/22/22	JAR
4	REVISION	11/22/22	JAR
5	REVISION	11/22/22	JAR

60631225P  
CITY OF MADISON, DANE COUNTY, WI  
CONTRACT NO: 60631225C

OVERALL MECHANICAL ROOF PLAN  
BUS RAPID TRANSIT  
CITY OF MADISON



M002



SUN PRAIRIE PARK AND RIDE - ELECTRICAL POWER PLAN

Scale: 1/4" = 1'-0"

1

**GENERAL NOTES**

REFER TO ELECTRICAL LEGENDS AND ABBREVIATIONS SHEET FOR GENERAL AND KEYED NOTES.

\* REFER TO ELECTRICAL "ME" SCHEDULE FOR ELECTRICAL REQUIREMENTS

REFER TO "PS&E PLAN SET 4" FOR ELECTRICAL ONE-LINE DIAGRAMS & DISTRIBUTION EQUIPMENT SCHEDULES

**LIGHTING NOTES**

REFER TO JUNCTION PARK AND RIDE ELECTRICAL LIGHTING PLAN FOR LIGHTING REQUIREMENTS.

REVISED 11/07/22 RJS

NO.	DATE	BY
1	11/07/22	RJS
2		
3		
4		
5		

60631225P

CITY OF MADISON, DANE COUNTY, WI

CONTRACT NO: 60631225C

SUN PRAIRIE PARK AND RIDE - ELECTRICAL POWER PLAN

BUS RAPID TRANSIT

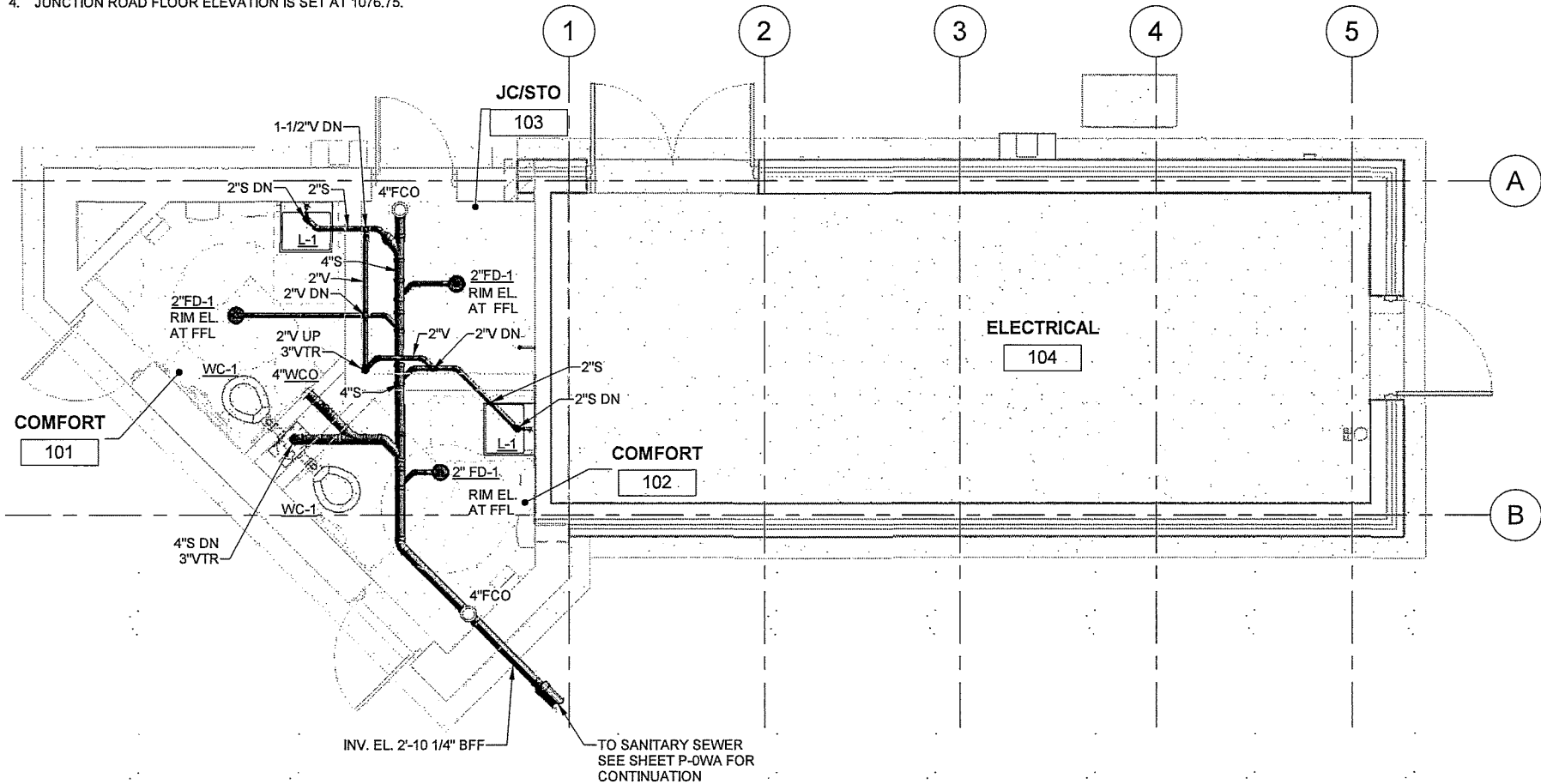
CITY OF MADISON



# GENERAL NOTES

1. BURIED PIPING AND ON-SITE INTERIOR WORK BY THE CONTRACTOR AS NECESSARY TO COMPLETE THE UTILITY SERVICE CONNECTIONS AND PROVIDE A FULLY FUNCTIONAL INSTALLATION.
2. PIPING SHOWN IS BELOW THE SLAB AND NOT AT CEILING LEVEL COMFORT (101 & 102) ROOM AND JC/STORAGE (103) ROOM.
3. WORK SHOWN IS FOR THE JUNCTION ROAD TERMINAL, ROUTE SUN PRAIRIE SITE SANITARY SEWER AND STORM WATER PER LOCAL SITE CONDITIONS.
4. JUNCTION ROAD FLOOR ELEVATION IS SET AT 1076.75.

REVISED 11/8/2022 TLC



OVERALL SANITARY FLOOR PLAN

Scale: 1/4" = 1'-0"

NO.	REVISION	DATE	BY
1	ADDITIONAL 3	11/22/22	JAR
2	REVISION	11/22/22	JAR
3	REVISION	11/22/22	JAR
4	REVISION	11/22/22	JAR
5	REVISION	11/22/22	JAR

60631225P  
 CITY OF MADISON, DANE COUNTY, WI  
 CONTRACT NO. 60631225C

OVERALL SANITARY FLOOR PLAN  
 BUS RAPID TRANSIT  
 CITY OF MADISON



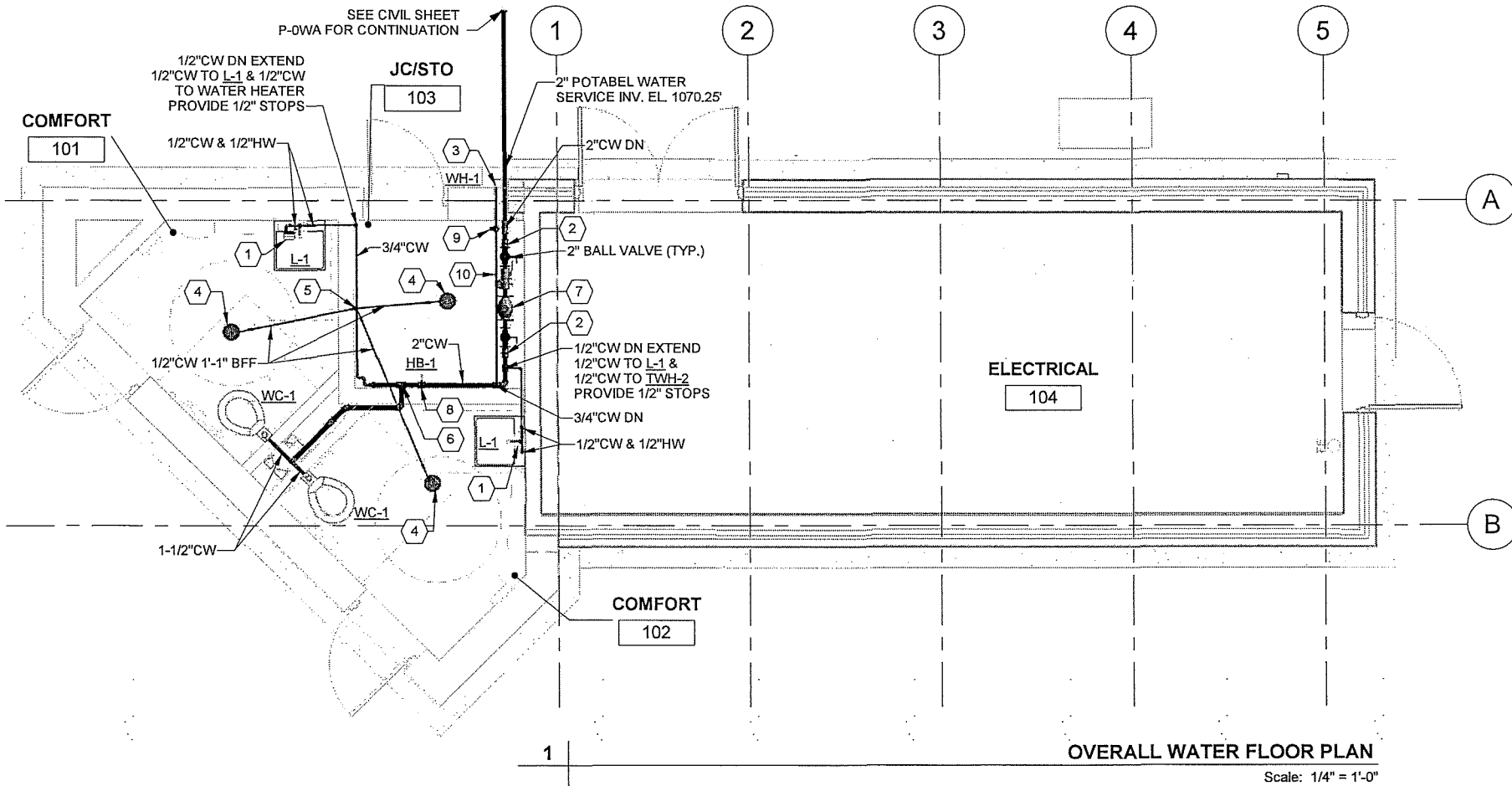
# KEY NOTES

1. EEMAX ACCUMIX II AM04120T ELECTRIC TANKLESS WATER HEATER TO BE INSTALLED UNDERNEATH LAVATORY.
2. PROVIDE 2" CW BYPASS WITH 2" BALL VALVE.
3. WOODFORD MODEL B67 BOX TYPE BACKFLOW PROTECTED FREEZELESS WALL HYDRANT TO BE INSTALLED ON EXTERIOR OF BUILDING. CONNECT WITH 3/4" FEMALE HOSE THREAD.
4. FLOOR DRAINS TO BE INSTALLED WITH PRECISION PLUMBING PRODUCTS TRAP PRIMER TO ENSURE TRAP REMAINS SEALED.
5. 1/2" CW DN TO ELECTRONIC TRAP SEAL PRIMER VALVE, MIFAB MODEL MI-300-500-DU-120VAC OR EQUAL, PROVIDE 120VAC 3-PRONG POWER PLUG, EXTEND 1/2" COPPER TUBING, TYPE K, TO EACH FLOOR DRAIN TRAP PRIMER CONNECTION.
6. 2" CW DN WITH 2" BALL VALVE IN DROP, EXTEND 2" CW BFF OVER TO WATER CLOSETS.
7. 2" WATER METER WITH STRAINER,  $\pm$  EL. 1080.75'.
8. 3/4" CW DN TO HB-1, PROVIDE 3/4" BALL VALVE IN DROP.
9. 3/4" CW DN TO WH-1, PROVIDE 3/4" BALL VALVE IN DROP.
10. 3/4" CW AT CEILING EL.

REVISED 11/6/2022 TLC


# GENERAL NOTES

1. PLUMBING FIXTURES AND PIPING TO BE FURNISHED AND INSTALLED AS PART OF THE RESTROOM FACILITY.
2. WORK SHOWN IS FOR THE JUNCTION ROAD TERMINAL. ROUTE SUN PRAIRIE SITE SANITARY SEWER AND STORM WATER PER LOCAL SITE CONDITIONS.
3. JUNCTION ROAD FLOOR ELEVATION IS SET AT 1076.75.



OVERALL WATER FLOOR PLAN

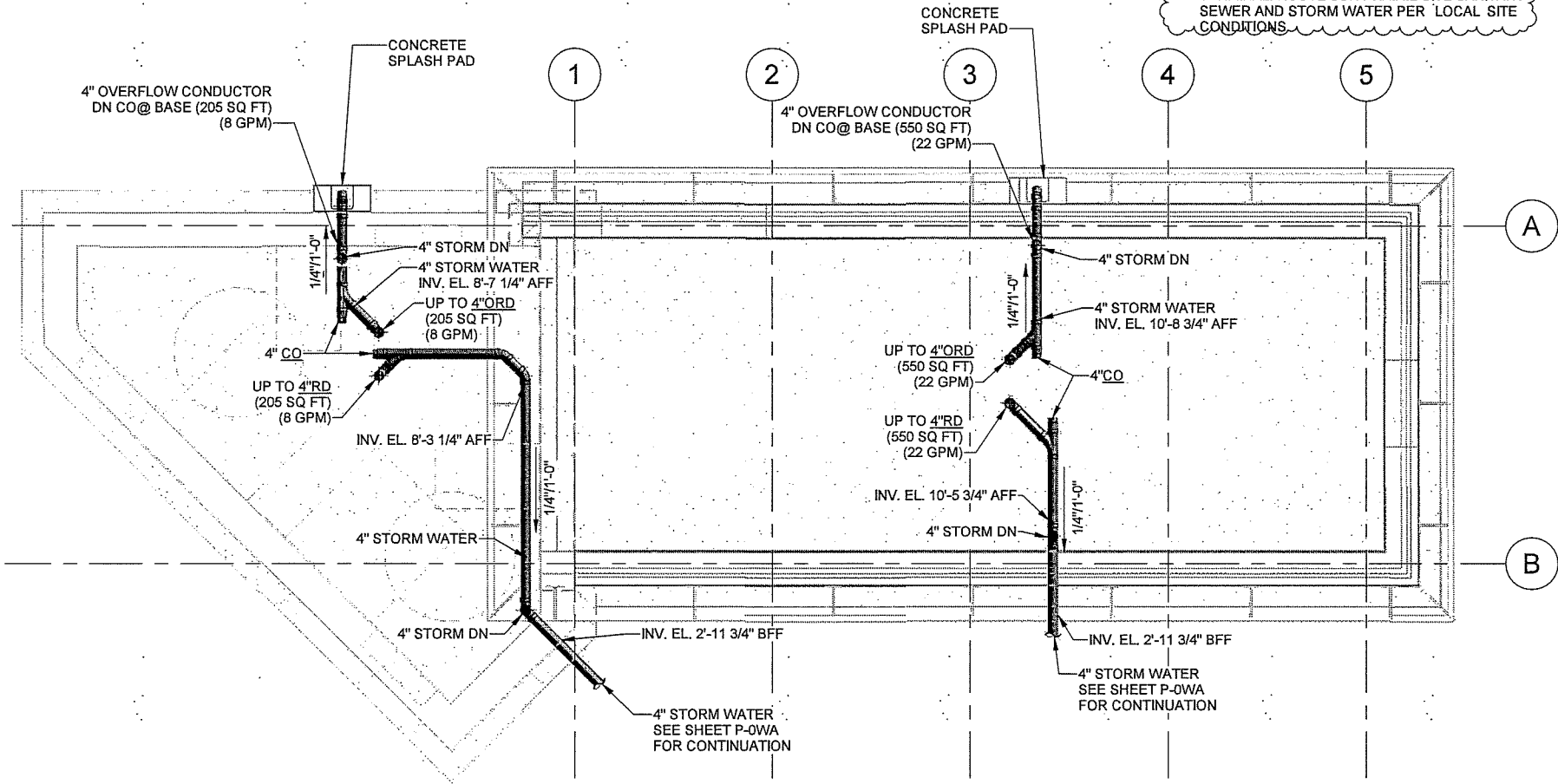
Scale: 1/4" = 1'-0"

	OVERALL WATER FLOOR PLAN BUS RAPID TRANSIT CITY OF MADISON	60631225P CITY OF MADISON, DANE COUNTY, WI CONTRACT NO: 60631225C	60631225P CITY OF MADISON, DANE COUNTY, WI CONTRACT NO: 60631225C	60631225P CITY OF MADISON, DANE COUNTY, WI CONTRACT NO: 60631225C	60631225P CITY OF MADISON, DANE COUNTY, WI CONTRACT NO: 60631225C
---	--	---	---	---	---

REVISED 11/8/2022 TLC

### GENERAL NOTES

1. PIPING SHOWN IN ELECTRICAL 104 IS AT CEILING LEVEL OF FLOOR BELOW AND NOT ON ROOF.
2. WORK SHOWN IS FOR THE JUNCTION ROAD TERMINAL ROUTE SUN PRAIRIE SITE SANITARY SEWER AND STORM WATER PER LOCAL SITE CONDITIONS



1

### OVERALL STORM WATER FLOOR PLAN

Scale: 1/4" = 1'-0"

NO.	DATE	BY	SCALE
1	11.27.22	JR	
2	11.27.22	JR	
3	11.27.22	JR	
4	11.27.22	JR	
5	11.27.22	JR	

60631225P  
 CITY OF MADISON, DANE COUNTY, WI  
 CONTRACT NO: 60631225C

OVERALL SANITARY ROOF PLAN  
 BUS RAPID TRANSIT  
 CITY OF MADISON



P003



JUNCTION ROAD

SCC Code	ITEM NUMBER	DESCRIPTION	UNITS	QUANTITY
40.01	201.0115	Clearing	ACRE	2.56
40.01	201.0120	Clearing	ID	4.00
40.01	201.0215	Grubbing	ACRE	2.56
40.01	201.0220	Grubbing	ID	4.00
40.01	204.0150	Removing Curb & Gutter	LF	370.00
40.01	204.0155	Removing Concrete Sidewalk	SY	310.00
40.01	204.0170	Removing Fence	LF	480.00
40.02	204.0245.03	Removing Storm Sewer - 18 inch	LF	11.00
40.02	204.0245.07	Removing Storm Sewer - 21 inch	LF	38.00
40.02	204.0250	Abandoning Manholes	EACH	2.00
40.01	205.0100	Excavation Common	CY	7073.00
40.02	208.1100	Select Borrow	CY	825.00
10.02	305.0120	Base Aggregate Dense 1 1/4-Inch	TON	4740.00
20.01	305.0120	Base Aggregate Dense 1 1/4-Inch	TON	40.00
40.02	305.0120	Base Aggregate Dense 1 1/4-Inch	TON	260.00
40.07	305.0120	Base Aggregate Dense 1 1/4-Inch	TON	2050.00
10.02	305.0130	Base Aggregate Dense 3-Inch	TON	5220.00
20.01	305.0130	Base Aggregate Dense 3-Inch	TON	50.00
40.07	305.0130	Base Aggregate Dense 3-Inch	TON	1970.00
10.02	415.0110	Concrete Pavement 11-Inch	SY	2020.00
40.07	415.4100	Concrete Pavement Joint Filling	SY	2272.00
40.07	455.0605	Tack Coat	GAL	720.00
40.07	460.2000	Incentive Density HMA Pavement	DOL	1200.00
10.02	460.6223	HMA Pavement 3 MT 58-28 S	TON	722.00
10.02	460.6224	HMA Pavement 4 MT 58-28 S	TON	820.00
40.07	460.6224	HMA Pavement 4 MT 58-28 S	TON	335.00
40.02	520.1018	Apron Endwalls for Culvert Pipe 18-Inch	EACH	2.00
40.02	520.8000	Concrete Collars for Pipe	EACH	4.00
40.02	521.3112	Culvert Pipe Corrugated Steel 12-Inch	LF	12.00
40.07	601.0205	Concrete Gutter 24-Inch	LF	270.00
40.07	601.0407	Concrete Curb & Gutter 18-Inch Type D	LF	330.00
40.07	601.0411	Concrete Curb & Gutter 30-Inch Type D	LF	2360.00
40.07	601.0452	Concrete Curb & Gutter Integral 30-Inch Type D	LF	160.00
40.06	602.0410	Concrete Sidewalk 5-Inch	SF	15300.00
40.06	602.0420	Concrete Sidewalk 7-Inch	SF	1940.00
40.06	602.0515	Curb Ramp Detectable Warning Field Natural Patina	SF	320.00
40.02	606.0100	Riprap Light	CY	6.00
40.02	606.0200	Riprap Medium	CY	4.00
40.02	608.0312	Storm Sewer Pipe Reinforced Concrete Class III 12-Inch	LF	390.00
40.02	608.0315	Storm Sewer Pipe Reinforced Concrete Class III 15-Inch	LF	142.00
40.02	608.0318	Storm Sewer Pipe Reinforced Concrete Class III 18-Inch	LF	216.00
40.02	608.0324	Storm Sewer Pipe Reinforced Concrete Class III 24-Inch	LF	105.00
40.02	608.3012	Storm Sewer Pipe Class III-A 12-Inch	LF	82.00
40.02	608.3018	Storm Sewer Pipe Class III-A 18-Inch	LF	297.00
40.02	611.0535	Manhole Covers Type J-Special	EACH	1.00
40.02	611.0612	Inlet Covers Type C	EACH	6.00

REVISED 11/17/22 ALM

60631225P  
 RESISTOR  
 11/17/22

60631225P  
 CITY OF MADISON, DANE COUNTY, WI  
 CONTRACT NO.: 60631225C

MISCELLANEOUS QUANTITIES  
 BUS RAPID TRANSIT  
 CITY OF MADISON



60631225P

MQ-1

C:\DW\WORK\60631225P\60631225P.dwg  
 11/17/22 11:17:22 AM  
 11/17/22 11:17:22 AM  
 11/17/22 11:17:22 AM


JUNCTION ROAD

SCC Code	ITEM NUMBER	DESCRIPTION	UNITS	QUANTITY
40.02	611.0624	Inlet Covers Type H	EACH	1.00
40.02	611.0639	Inlet Covers Type H-S	EACH	6.00
40.02	611.2003	Manholes 3-FT Diameter	EACH	5.00
40.02	611.2004	Manholes 4-FT Diameter	EACH	2.00
40.02	611.2044	Manholes 4x4-FT	EACH	3.00
40.02	611.3230	Inlets 2x3-FT	EACH	7.00
40.02	611.3901	Inlets Median 1 Grate	EACH	3.00
40.02	611.8115	Adjusting Inlet Covers	EACH	1.00
40.02	612.0106	Pipe Underdrain 6-Inch	LF	45.00
40.02	612.0208	Pipe Underdrain Unperforated 8-Inch	LF	126.00
40.07	620.0300	Concrete Median Sloped Nose	SF	37.00
10.02	624.0100	Water	MGAL	200.00
40.07	624.0100	Water	MGAL	82.00
40.06	625.0100	Topsoil	SY	4900.00
40.06	628.2006	Erosion Mat Urban Class I Type A	SY	1760.00
40.06	628.2008	Erosion Mat Urban Class I Type B	SY	3140.00
40.06	628.6505	Soil Stabilizer Type A	ACRE	1.30
40.02	628.7005	Inlet Protection Type A	EACH	2.00
40.02	628.7020	Inlet Protection Type D	EACH	15.00
40.02	628.7560	Tracking Pads	EACH	1.00
40.06	629.0210	Fertilizer Type B	CWT	3.54
40.06	630.0500	Seed Water	MGAL	110.00
40.02	650.4000	Construction Staking Storm Sewer	EACH	19.00
40.07	650.5000	Construction Staking Base	LF	1650.00
40.07	650.5500	Construction Staking Curb Gutter and Curb & Gutter	LF	3390.00
40.07	650.7000	Construction Staking Concrete Pavement	LF	380.00
40.06	650.9000	Construction Staking Curb Ramps	EACH	19.00
40.02	650.9920	Construction Staking Slope Stakes	LF	2900.00
40.07	650.9920	Construction Staking Slope Stakes	LF	1025.00
40.01	690.0150	Sawing Asphalt	LF	210.00
40.01	690.0250	Sawing Concrete	LF	290.00
40.07	715.0720	Incentive Compressive Strength Concrete Pavement	DOL	610.00
40.02	SPV.0035.601	Engineered Soil	CY	832.00
40.02	SPV.0035.602	Storm Water Wet Pond Clay Liner	CY	450.00
40.07	SPV.0060.003	Bike Rack	EACH	8.00
20.01	SPV.0060.308	Snow Melt System Shelter Type A6	EACH	2.00
20.01	SPV.0060.406	Reinforced Concrete Platform Type A6	EACH	2.00
30.01	SPV.0060.414	Junction Road Restroom and Electrical Building	EACH	1.00
30.01	SPV.0060.416	Overhead Charger Foundation	EACH	2.00
20.01	SPV.0060.422	Platform Shelter Type A6	EACH	2.00
40.07	SPV.0060.431	Bike Shelter	EACH	1.00
40.07	SPV.0060.433	Install Metro Local Route Shelter	EACH	2.00
40.06	SPV.0060.504.01	Trees (Early Glow Buckeye, B&B, 2-IN)	EACH	3.00
40.06	SPV.0060.504.02	Trees (Autumn Blaze Freeman Maple, B&B, 2-IN)	EACH	2.00
40.06	SPV.0060.504.03	Trees (State Street Miyabe Maple, B&B, 2-IN)	EACH	3.00
40.06	SPV.0060.504.04	Trees (Hackberry, B&B, 2-IN)	EACH	3.00
40.06	SPV.0060.504.05	Trees (Kentucky Coffee Tree, B&B, 2-IN)	EACH	3.00
40.06	SPV.0060.504.06	Trees (Skyline Thornless Honey Locust, B&B, 2-IN)	EACH	4.00

REVISED 11/15/22 ALM

60631225P  
CITY OF MADISON, DANE COUNTY, WI  
CONTRACT NO. 60631225C

MISCELLANEOUS QUANTITIES  
BUS RAPID TRANSIT  
CITY OF MADISON



60631225P  
MQ-2

ADDENDUM 3  
 DATE: 11/15/22  
 DRAWN BY: ALM  
 CHECKED BY: ALM  
 DATE: 11/15/22

CITY OF MADISON, DANE COUNTY, WI  
 500 MADISON SQUARE  
 MADISON, WI 53703  
 PHONE: 608.265.3000  
 FAX: 608.265.3001  
 WWW.CITYOFMADISON.WI.GOV

Mineral Point Road at High Point Road

SCC Code	ITEM NUMBER	DESCRIPTION	UNITS	QUANTITY
40.01	204.0100	Removing Concrete Pavement	SY	650.00
40.02	204.0220	Removing Inlets	EACH	2.00
40.01	205.0100	Excavation Common	CY	120.00
10.02	305.0120	Base Aggregate Dense 1 1/4-Inch	TON	150.00
20.01	305.0120	Base Aggregate Dense 1 1/4-Inch	TON	27.00
40.07	305.0120	Base Aggregate Dense 1 1/4-Inch	TON	95.00
10.02	305.0130	Base Aggregate Dense 3-Inch	TON	160.00
20.01	305.0130	Base Aggregate Dense 3-Inch	TON	29.00
40.07	305.0130	Base Aggregate Dense 3-Inch	TON	58.00
10.02	405.0100	Coloring Concrete WisDOT Red	CY	85.00
40.06	405.1000	Stamping Colored Concrete	CY	16.00
10.02	415.0100	Concrete Pavement 10-Inch	SY	448.00
40.07	415.4100	Concrete Pavement Joint Filling	SY	558.00
10.02	416.0610	Drilled Tie Bars	EACH	183.00
10.02	416.0620	Drilled Dowel Bars	EACH	50.00
40.02	520.8000	Concrete Collars for Pipe	EACH	2.00
40.07	601.0205	Concrete Gutter 24-Inch	LF	190.00
40.07	601.0452	Concrete Curb & Gutter Integral 30-Inch Type D	LF	160.00
40.07	601.0454	Concrete Curb & Gutter Integral 30-Inch Type J	LF	90.00
40.06	602.0420	Concrete Sidewalk 7-Inch	SF	990.00
40.06	602.0515	Curb Ramp Detectable Warning Field Natural Patina	SF	40.00
40.02	608.0312	Storm Sewer Pipe Reinforced Concrete Class III 12-Inch	LF	123.00
40.02	608.0315	Storm Sewer Pipe Reinforced Concrete Class III 15-Inch	LF	57.00
40.02	611.0535	Manhole Covers Type J-Special	EACH	1.00
40.02	611.0624	Inlet Covers Type H	EACH	2.00
40.02	611.0639	Inlet Covers Type H-S	EACH	2.00
40.02	611.2004	Manholes 4-FT Diameter	EACH	1.00
40.07	620.0300	Concrete Median Sloped Nose	SF	112.00
10.02	624.0100	Water	MGAL	6.30
40.07	624.0100	Water	MGAL	4.20
40.06	625.0100	Topsoil	SY	57.00
40.06	628.2006	Erosion Mat Urban Class I Type A	SY	57.00
40.06	628.6505	Soil Stabilizer Type A	ACRE	0.01
40.02	628.7020	Inlet Protection Type D	EACH	11.00
40.06	629.0210	Fertilizer Type B	CWT	0.03
40.06	630.0500	Seed Water	MGAL	1.30
40.02	650.4000	Construction Staking Storm Sewer	EACH	5.00
40.07	650.5500	Construction Staking Curb Gutter and Curb & Gutter	LF	10.00
40.07	650.7000	Construction Staking Concrete Pavement	LF	270.00
40.06	650.9000	Construction Staking Curb Ramps	EACH	1.00
20.01	652.0235	Conduit Rigid Nonmetallic Schedule 40 3-Inch	LF	95.00
20.01	652.0615	Conduit Special 3-Inch	LF	49.00
20.01	656.0200.301	Electrical Service Meter Breaker Pedestal (High Point)	LS	1.00
40.01	690.0250	Sawing Concrete	LF	560.00
40.07	715.0720	Incentive Compressive Strength Concrete Pavement	DOL	130.00
20.01	SPV.0060.201	Install Electrical Pull Box Type I	EACH	1.00
50.05	SPV.0060.203	Install Electrical Pull Box Type V	EACH	2.00

60631225P

CITY OF MADISON, DANE COUNTY, WI

CONTRACT NO: 60631225C

MISCELLANEOUS QUANTITIES

BUS RAPID TRANSIT

CITY OF MADISON

60631225P

MQ-4

REVISED 11/11/22 ALM

DATE: 11/11/22  
 DRAWN BY: ALM  
 CHECKED BY: ALM  
 DATE: 11/11/22  
 MARK: [ ]  
 SCALE: 11/11/22  
 PROJECT: 60631225P

Mineral Point Road at Grand Canyon Drive

SCC Code	ITEM NUMBER	DESCRIPTION	UNITS	QUANTITY
40.01	204.0150	Removing Curb & Gutter	LF	500.00
40.01	204.0155	Removing Concrete Sidewalk	SY	2.00
40.02	204.0220	Removing Inlets	EACH	2.00
40.02	204.0245.02	Removing Storm Sewer - 15 inch	LF	21.00
40.01	205.0100	Excavation Common	CY	480.00
10.02	305.0120	Base Aggregate Dense 1 1/4-Inch	TON	170.00
20.01	305.0120	Base Aggregate Dense 1 1/4-Inch	TON	27.00
40.07	305.0120	Base Aggregate Dense 1 1/4-Inch	TON	102.00
10.02	305.0130	Base Aggregate Dense 3-Inch	TON	190.00
20.01	305.0130	Base Aggregate Dense 3-Inch	TON	29.00
40.07	305.0130	Base Aggregate Dense 3-Inch	TON	73.00
10.02	405.0100	Coloring Concrete WisDOT Red	CY	127.00
40.06	405.1000	Stamping Colored Concrete	CY	16.00
10.02	415.0100	Concrete Pavement 10-Inch	SY	508.00
40.07	415.4100	Concrete Pavement Joint Filling	SY	623.00
40.02	520.8000	Concrete Collars for Pipe	EACH	4.00
10.02	601.0205	Concrete Gutter 24-Inch	LF	190.00
40.07	601.0452	Concrete Curb & Gutter Integral 30-Inch Type D	LF	230.00
40.07	601.0454	Concrete Curb & Gutter Integral 30-Inch Type J	LF	60.00
40.06	602.0420	Concrete Sidewalk 7-Inch	SF	980.00
40.06	602.0515	Curb Ramp Detectable Warning Field Natural Patina	SF	40.00
40.02	608.0315	Storm Sewer Pipe Reinforced Concrete Class III 15-Inch	LF	186.00
40.02	611.0535	Manhole Covers Type J-Special	EACH	1.00
40.02	611.0639	Inlet Covers Type H-S	EACH	2.00
40.02	611.2004	Manholes 4-FT Diameter	EACH	1.00
40.02	611.9710	Salvaged Inlet Covers	EACH	2.00
40.07	620.0300	Concrete Median Sloped Nose	SF	112.00
10.02	624.0100	Water	MGAL	7.10
40.07	624.0100	Water	MGAL	4.60
40.06	625.0100	Topsoil	SY	80.00
40.06	628.2006	Erosion Mat Urban Class I Type A	SY	80.00
40.06	628.6505	Soil Stabilizer Type A	ACRE	0.02
40.02	628.7020	Inlet Protection Type D	EACH	10.00
40.06	629.0210	Fertilizer Type B	CWT	0.04
40.06	630.0500	Seed Water	MGAL	1.80
40.02	650.4000	Construction Staking Storm Sewer	EACH	5.00
40.07	650.5500	Construction Staking Curb Gutter and Curb & Gutter	LF	40.00
40.07	650.7000	Construction Staking Concrete Pavement	LF	260.00
40.06	650.9000	Construction Staking Curb Ramps	EACH	1.00
20.01	652.0615	Conduit Special 3-Inch	LF	43.00
20.01	656.0200.303	Electrical Service Meter Breaker Pedestal (Grand Canyon)	LS	1.00
40.01	690.0150	Sawing Asphalt	LF	540.00
40.01	690.0250	Sawing Concrete	LF	16.00
40.07	715.0720	Incentive Compressive Strength Concrete Pavement	DOL	150.00
50.05	SPV.0060.203	Install Electrical Pull Box Type V	EACH	2.00
20.01	SPV.0060.301	Platform Electrical Cabinet	EACH	1.00

60631225P  
 11/11/22  
 11/11/22  
 60631225P  
 11/11/22

60631225P  
 CITY OF MADISON, DANE COUNTY, WI  
 CONTRACT NO.: 60631225C

MISCELLANEOUS QUANTITIES  
 BUS RAPID TRANSIT  
 CITY OF MADISON



60631225P

MQ-8

REVISED 11/11/22 ALM

C:\Users\mccorby\Public\MT\04141\_Col\_C\01111616.mxd: DWF: 01/11/22 11:11:22 AM  
 DATE PLOT DATE: 11/11/22

Mineral Point Road at Grand Canyon Drive

SCC Code	ITEM NUMBER	DESCRIPTION	UNITS	QUANTITY
20.01	SPV.0060.302	Platform Communication Cabinet	EACH	1.00
20.01	SPV.0060.311	Snow Melt System Shelter Type B1	EACH	1.00
20.01	SPV.0060.316	Shelter Photovoltaic System	EACH	1.00
20.01	SPV.0060.409	Reinforced Concrete Platform Type B1	EACH	1.00
20.01	SPV.0060.425	Platform Shelter Type B1	EACH	1.00
40.06	SPV.0060.507.01	Perennials & Native Grasses (Butterfly Milkweed, Potted, 1 GAL)	EACH	3.00
40.06	SPV.0060.507.02	Perennials & Native Grasses (Sand Coreopsis, Potted, 1 GAL)	EACH	2.00
40.06	SPV.0060.507.03	Perennials & Native Grasses (Purple Prairie Clover, Potted, 1 GAL)	EACH	4.00
40.06	SPV.0060.507.04	Perennials & Native Grasses (Purple Coneflower, Potted, 1 GAL)	EACH	3.00
40.06	SPV.0060.507.05	Perennials & Native Grasses (Blazing Star, Potted, 1 GAL)	EACH	4.00
40.06	SPV.0060.507.08	Perennials & Native Grasses (Black-eyed Susan, Potted, 1 GAL)	EACH	4.00
40.06	SPV.0060.507.11	Perennials & Native Grasses (Prairie Dropseed, Potted, 1 GAL)	EACH	2.00
40.06	SPV.0060.507.12	Perennials & Native Grasses (Canada Anemone, Potted, 1 GAL)	EACH	4.00
40.06	SPV.0060.507.14	Perennials & Native Grasses (Prairie Smoke, Potted, 1 GAL)	EACH	5.00
40.06	SPV.0060.507.15	Perennials & Native Grasses (June Grass, Potted, 1 GAL)	EACH	3.00
40.06	SPV.0060.507.16	Perennials & Native Grasses (Jacob's Ladder, Potted, 1 GAL)	EACH	5.00
40.02	SPV.0060.602	Inlets 2x3-FT, Special	EACH	4.00
40.02	SPV.0060.609	Relocate Hydrant	EACH	1.00
40.02	SPV.0060.613	Adjust Water Valve	EACH	1.00
40.06	SPV.0085.501	Seeding	LB	1.40
40.06	SPV.0090.006	Concrete Curb Extension 6-Inch	LF	60.00
40.06	SPV.0090.007	Concrete Curb Extension 24-Inch	LF	10.00
40.07	SPV.0090.011	Docking Guide Strip	LF	159.00
50.05	SPV.0090.207	Conduit HDPE Directional Bore 2-Ducts 3-Inch	LF	240.00
20.01	SPV.0090.301	Electrical Wire Lighting 3/0 AWG	LF	252.00
40.06	SPV.0090.401	Pedestrian Handrail	LF	63.00
40.02	SPV.0090.602	PVC Pipe 8-inch	LF	84.00
40.06	SPV.0165.401	Concrete Sloped Walkway	SF	330.00

DATE	BY
11/11/2022	ALM
DATE	BY
11/11/2022	ALM

60631225P  
 CITY OF MADISON, DANE COUNTY, WI  
 CONTRACT NO: 60631225C

MISCELLANEOUS QUANTITIES  
 BUS RAPID TRANSIT  
 CITY OF MADISON



60631225P

MQ-9

60631225P - 11/11/2022  
 CITY OF MADISON, DANE COUNTY, WI  
 CONTRACT NO: 60631225C

WHITNEY WAY AT MINERAL POINT ROAD

SCC Code	ITEM NUMBER	DESCRIPTION	UNITS	QUANTITY
40.01	204.0150	Removing Curb & Gutter	LF	570.00
40.01	204.0155	Removing Concrete Sidewalk	SY	3.00
40.02	204.0220	Removing Inlets	EACH	2.00
40.01	205.0100	Excavation Common	CY	570.00
10.02	305.0120	Base Aggregate Dense 1 1/4-Inch	TON	200.00
20.01	305.0120	Base Aggregate Dense 1 1/4-Inch	TON	27.00
40.07	305.0120	Base Aggregate Dense 1 1/4-Inch	TON	120.00
10.02	305.0130	Base Aggregate Dense 3-Inch	TON	220.00
20.01	305.0130	Base Aggregate Dense 3-Inch	TON	29.00
40.07	305.0130	Base Aggregate Dense 3-Inch	TON	89.00
10.02	405.0100	Coloring Concrete WisDOT Red	CY	156.00
40.06	405.1000	Stamping Colored Concrete	CY	19.00
40.07	415.0100	Concrete Pavement 10-Inch	SY	610.00
40.07	415.4100	Concrete Pavement Joint Filling	SY	744.00
40.02	520.8000	Concrete Collars for Pipe	EACH	4.00
10.02	601.0205	Concrete Gutter 24-Inch	LF	270.00
40.07	601.0452	Concrete Curb & Gutter Integral 30-Inch Type D	LF	240.00
40.07	601.0454	Concrete Curb & Gutter Integral 30-Inch Type J	LF	60.00
40.06	602.0420	Concrete Sidewalk 7-Inch	SF	1180.00
40.06	602.0515	Curb Ramp Detectable Warning Field Natural Patina	SF	40.00
40.02	608.0312	Storm Sewer Pipe Reinforced Concrete Class III 12-Inch	LF	24.00
40.02	611.0535	Manhole Covers Type J-Special	EACH	1.00
40.02	611.2004	Manholes 4-FT Diameter	EACH	1.00
40.02	611.8115	Adjusting Inlet Covers	EACH	2.00
40.02	611.9710	Salvaged Inlet Covers	EACH	2.00
40.07	620.0300	Concrete Median Sloped Nose	SF	90.00
10.02	624.0100	Water	MGAL	8.50
40.07	624.0100	Water	MGAL	5.40
40.06	625.0100	Topsoil	SY	62.00
40.06	628.2006	Erosion Mat Urban Class I Type A	SY	62.00
40.06	628.6505	Soil Stabilizer Type A	ACRE	0.01
40.02	628.7020	Inlet Protection Type D	EACH	9.00
40.06	629.0210	Fertilizer Type B	CWT	0.04
40.06	630.0500	Seed Water	MGAL	1.40
40.07	650.5500	Construction Staking Curb Gutter and Curb & Gutter	LF	40.00
40.07	650.7000	Construction Staking Concrete Pavement	LF	310.00
40.06	650.9000	Construction Staking Curb Ramps	EACH	1.00
20.01	652.0615	Conduit Special 3-Inch	LF	33.00
20.01	656.0200.306	Electrical Service Meter Breaker Pedestal (Whitney Way)	LS	1.00
40.01	690.0150	Sawing Asphalt	LF	640.00
40.01	690.0250	Sawing Concrete	LF	6.00

ADDENDUM 3	10/10/22	ALM
REVISION	DATE	BY
10/11/2022	10/11/2022	ALM

60631225P  
 CITY OF MADISON, DANE COUNTY, WI  
 CONTRACT NO: 60631225C

MISCELLANEOUS QUANTITIES  
 BUS RAPID TRANSIT  
 CITY OF MADISON



60631225P

REVISED 11/11/22 ALM

MQ-14

CONDITIONS OF CONTRACT AND SPECIFICATIONS FOR CONSTRUCTION OF PUBLIC WORKS, CITY OF MADISON, WISCONSIN, 2019 EDITION, SECTION 01100 - UTILITIES, PART 01100-10 - CONCRETE PAVEMENT

UNIVERSITY AVENUE AT MIDVALE BOULEVARD

SCC Code	ITEM NUMBER	DESCRIPTION	UNITS	QUANTITY
40.01	204.0150	Removing Curb & Gutter	LF	1210.00
40.01	204.0155	Removing Concrete Sidewalk	SY	230.00
40.02	204.0220	Removing Inlets	EACH	11.00
40.02	204.0245.01	Removing Storm Sewer - 12 inch or less	LF	84.00
40.02	204.0291.S	Abandoning Sewer	CY	2.00
40.01	205.0100	Excavation Common	CY	760.00
10.02	305.0120	Base Aggregate Dense 1 1/4-Inch	TON	190.00
20.01	305.0120	Base Aggregate Dense 1 1/4-Inch	TON	30.00
40.06	305.0120	Base Aggregate Dense 1 1/4-Inch	TON	10.00
40.07	305.0120	Base Aggregate Dense 1 1/4-Inch	TON	310.00
10.02	305.0130	Base Aggregate Dense 3-Inch	TON	210.00
20.01	305.0130	Base Aggregate Dense 3-Inch	TON	30.00
40.07	305.0130	Base Aggregate Dense 3-Inch	TON	280.00
10.02	405.0100	Coloring Concrete WisDOT Red	CY	57.00
10.02	415.0110	Concrete Pavement 11-Inch	SY	561.00
10.02	415.4100	Concrete Pavement Joint Filling	SY	634.00
10.02	416.0610	Drilled Tie Bars	EACH	100.00
40.07	416.0610	Drilled Tie Bars	EACH	137.00
10.02	416.0620	Drilled Dowel Bars	EACH	55.00
40.06	455.0605	Tack Coat	GAL	78.00
40.06	460.2000	Incentive Density HMA Pavement	DOL	110.00
40.06	460.6224	HMA Pavement 4 MT 58-28 S	TON	172.00
40.02	520.8000	Concrete Collars for Pipe	EACH	4.00
40.06	601.0600	Concrete Curb Pedestrian	LF	23.00
40.06	602.0410	Concrete Sidewalk 5-Inch	SF	1040.00
40.06	602.0420	Concrete Sidewalk 7-Inch	SF	1640.00
40.07	602.0515	Curb Ramp Detectable Warning Field Natural Patina	SF	164.00
40.02	608.0312	Storm Sewer Pipe Reinforced Concrete Class III 12-Inch	LF	242.00
40.02	611.0535	Manhole Covers Type J-Special	EACH	2.00
40.02	611.0639	Inlet Covers Type H-S	EACH	4.00
40.02	611.3230	Inlets 2x3-FT	EACH	5.00
40.02	611.8110	Adjusting Manhole Covers	EACH	2.00
40.02	611.8115	Adjusting Inlet Covers	EACH	9.00
40.02	611.9710	Salvaged Inlet Covers	EACH	5.00
40.07	620.0300	Concrete Median Sloped Nose	SF	84.00
10.02	624.0100	Water	MGAL	7.90
40.07	624.0100	Water	MGAL	13.20
40.06	625.0100	Topsoil	SY	89.00
40.06	628.2006	Erosion Mat Urban Class I Type A	SY	89.00
40.06	628.6505	Soil Stabilizer Type A	ACRE	0.02
40.02	628.7020	Inlet Protection Type D	EACH	27.00
40.06	629.0210	Fertilizer Type B	CWT	0.05
40.06	630.0500	Seed Water	MGAL	2.00
40.07	650.5000	Construction Staking Base	LF	224.00
40.07	650.5500	Construction Staking Curb Gutter and Curb & Gutter	LF	357.00
40.07	650.7000	Construction Staking Concrete Pavement	LF	220.00

REVISED 11/11/22 ALM

DATE	BY
11/11/22	ALM
DATE	BY
11/11/22	ALM

60631225P  
 CITY OF MADISON, DANE COUNTY, WI  
 CONTRACT NO: 60631225C

MISCELLANEOUS QUANTITIES  
 BUS RAPID TRANSIT  
 CITY OF MADISON



60631225P

MQ-25

UNIVERSITY AVENUE AT MIDVALE BOULEVARD

SCC Code	ITEM NUMBER	DESCRIPTION	UNITS	QUANTITY
40.06	650.9000	Construction Staking Curb Ramps	EACH	11.00
20.01	652.0615	Conduit Special 3-Inch	LF	89.00
20.01	656.0200.310	Electrical Service Meter Breaker Pedestal (Midvale)	LS	1.00
40.01	690.0150	Sawing Asphalt	LF	680.00
40.01	690.0250	Sawing Concrete	LF	420.00
40.07	715.0720	Incentive Compressive Strength Concrete Pavement	DOL	170.00
40.07	SPV.0060.003	Bike Rack	EACH	1.00
20.01	SPV.0060.301	Platform Electrical Cabinet	EACH	1.00
20.01	SPV.0060.302	Platform Communication Cabinet	EACH	1.00
20.01	SPV.0060.311	Snow Melt System Shelter Type B1	EACH	1.00
20.01	SPV.0060.409	Reinforced Concrete Platform Type B1	EACH	1.00
20.01	SPV.0060.425	Platform Shelter Type B1	EACH	1.00
40.02	SPV.0060.601	Saddled Inlet Type I	EACH	2.00
40.02	SPV.0060.602	Inlets 2x3-FT, Special	EACH	2.00
40.02	SPV.0060.603	Field Pour Storm Structure	EACH	2.00
40.02	SPV.0060.606	Storm Sewer Tap	EACH	3.00
40.02	SPV.0060.609	Relocate Hydrant	EACH	1.00
40.02	SPV.0060.613	Adjust Water Valve	EACH	1.00
40.02	SPV.0060.631	Furnish & Install Insulation	EACH	1.00
40.06	SPV.0085.501	Seeding	LB	1.60
40.07	SPV.0090.004	Concrete Curb & Gutter Integral 24-Inch Special	LF	130.00
40.06	SPV.0090.006	Concrete Curb Extension 6-Inch	LF	47.00
40.06	SPV.0090.007	Concrete Curb Extension 24-Inch	LF	24.00
40.07	SPV.0090.011	Docking Guide Strip	LF	154.00
10.02	SPV.0090.014	Concrete Gutter 12-Inch	LF	180.00
40.07	SPV.0090.016	Concrete Curb & Gutter Integral 24-Inch Type J (Mountable)	LF	50.00
40.07	SPV.0090.017	Concrete Curb & Gutter Integral 18-Inch Special	LF	39.00
40.07	SPV.0090.018	Concrete Curb & Gutter 24-Inch Type A	LF	357.00
20.01	SPV.0090.301	Electrical Wire Lighting 3/0 AWG	LF	424.00
40.06	SPV.0090.401	Pedestrian Handrail	LF	53.00
40.06	SPV.0165.401	Concrete Sloped Walkway	SF	220.00

ADDITIONAL 3	11/11/2022
REVISION	DATE
BY	BY
60631225P	11/11/2022

60631225P  
 CITY OF MADISON, DANE COUNTY, WI  
 CONTRACT NO: 60631225C

MISCELLANEOUS QUANTITIES  
 BUS RAPID TRANSIT  
 CITY OF MADISON



60631225P

REVISED 11/11/22 ALM

MQ-26

CITY OF MADISON, Dane County, Wisconsin  
 500 WEST WASHINGTON STREET, MADISON, WI 53703  
 PHONE: 608.265.3000 FAX: 608.265.3001  
 WWW.CITYOFMADISON.WI.GOV



UNIVERSITY AVENUE AT UNIVERSITY BAY DRIVE

SCC Code	ITEM NUMBER	DESCRIPTION	UNITS	QUANTITY
40.01	204.0150	Removing Curb & Gutter	LF	360.00
40.01	204.0155	Removing Concrete Sidewalk	SY	31.00
40.01	205.0100	Excavation Common	CY	360.00
10.02	305.0120	Base Aggregate Dense 1 1/4-Inch	TON	130.00
20.01	305.0120	Base Aggregate Dense 1 1/4-Inch	TON	27.00
40.07	305.0120	Base Aggregate Dense 1 1/4-Inch	TON	63.00
10.02	305.0130	Base Aggregate Dense 3-Inch	TON	150.00
20.01	305.0130	Base Aggregate Dense 3-Inch	TON	29.00
40.07	305.0130	Base Aggregate Dense 3-Inch	TON	36.00
10.02	405.0100	Coloring Concrete WisDOT Red	CY	92.00
10.02	415.0110	Concrete Pavement 11-Inch	SY	400.00
10.02	415.4100	Concrete Pavement Joint Filling	SY	460.00
40.06	602.0420	Concrete Sidewalk 7-Inch	SF	830.00
40.06	602.0515	Curb Ramp Detectable Warning Field Natural Patina	SF	40.00
40.07	620.0300	Concrete Median Sloped Nose	SF	71.00
10.02	624.0100	Water	MGAL	5.60
40.07	624.0100	Water	MGAL	3.10
40.06	625.0100	Topsoil	SY	6.00
40.06	628.2006	Erosion Mat Urban Class 1 Type A	SY	6.00
40.06	628.6505	Soil Stabilizer Type A	ACRE	0.01
40.06	629.0210	Fertilizer Type B	CWT	0.01
40.06	630.0500	Seed Water	MGAL	0.10
40.07	650.7000	Construction Staking Concrete Pavement	LF	180.00
40.06	650.9000	Construction Staking Curb Ramps	EACH	1.00
20.01	652.0615	Conduit Special 3-Inch	LF	48.00
20.01	656.0200.312	Electrical Service Meter Breaker Pedestal (University Bay)	LS	1.00
40.01	690.0150	Sawing Asphalt	LF	410.00
40.01	690.0250	Sawing Concrete	LF	4.00
40.07	715.0720	Incentive Compressive Strength Concrete Pavement	DOL	120.00
20.01	SPV.0060.301	Platform Electrical Cabinet	EACH	1.00
20.01	SPV.0060.302	Platform Communication Cabinet	EACH	1.00
20.01	SPV.0060.311	Snow Melt System Shelter Type B1	EACH	1.00
20.01	SPV.0060.316	Shelter Photovoltaic System	EACH	1.00
20.01	SPV.0060.409	Reinforced Concrete Platform Type B1	EACH	1.00
20.01	SPV.0060.425	Platform Shelter Type B1	EACH	1.00
40.06	SPV.0060.507.01	Perennials & Native Grasses (Butterfly Milkweed, Potted, 1 GAL)	EACH	3.00
40.06	SPV.0060.507.02	Perennials & Native Grasses (Sand Coreopsis, Potted, 1 GAL)	EACH	2.00
40.06	SPV.0060.507.03	Perennials & Native Grasses (Prairie Prairie Clover, Potted, 1 GAL)	EACH	4.00
40.06	SPV.0060.507.04	Perennials & Native Grasses (Purple Coneflower, Potted, 1 GAL)	EACH	3.00
40.06	SPV.0060.507.05	Perennials & Native Grasses (Blazing Star, Potted, 1 GAL)	EACH	4.00
40.06	SPV.0060.507.08	Perennials & Native Grasses (Black-eyed Susan, Potted, 1 GAL)	EACH	4.00
40.06	SPV.0060.507.11	Perennials & Native Grasses (Prairie Dropseed, Potted, 1 GAL)	EACH	2.00
40.06	SPV.0060.507.12	Perennials & Native Grasses (Canada Anemone, Potted, 1 GAL)	EACH	4.00
40.06	SPV.0060.507.14	Perennials & Native Grasses (Prairie Smoke, Potted, 1 GAL)	EACH	5.00
40.06	SPV.0060.507.15	Perennials & Native Grasses (June Grass, Potted, 1 GAL)	EACH	3.00
40.06	SPV.0060.507.16	Perennials & Native Grasses (Jacob's Ladder, Potted, 1 GAL)	EACH	5.00

REVISED 11/16/22 ALM

60631225P

CITY OF MADISON, DANE COUNTY, WI

CONTRACT NO: 60631225C

MISCELLANEOUS QUANTITIES

BUS RAPID TRANSIT

CITY OF MADISON

60631225P

MQ-29

DATE: 11/16/22  
 DRAWN BY: [blank]  
 CHECKED BY: [blank]  
 APPR'D BY: [blank]  
 PROJECT NO: 60631225C  
 SHEET NO: MQ-29  
 CITY OF MADISON  
 525 SOUTH MOUNTAIN VIEW AVENUE, MADISON, WI 53706  
 TEL: 608/265-4000 FAX: 608/265-4001  
 WWW.CITYOFMADISON.WI.GOV

UNIVERSITY AVENUE AT ORCHARD STREET WB

SCC Code	ITEM NUMBER	DESCRIPTION	UNITS	QUANTITY
40.01	204.0100	Removing Concrete Pavement	SY	350.00
40.01	204.0155	Removing Concrete Sidewalk	SY	190.00
40.01	204.0170	Removing Fence	LF	87.00
40.02	204.0220	Removing Inlets	EACH	2.00
40.02	204.0245.01	Removing Storm Sewer - 12 inch or less	LF	7.00
40.02	204.0245.03	Removing Storm Sewer - 18 inch	LF	19.00
40.02	204.0291.S	Abandoning Sewer	CY	12.00
40.01	205.0100	Excavation Common	CY	52.00
10.02	305.0120	Base Aggregate Dense 1 1/4-Inch	TON	70.00
20.01	305.0120	Base Aggregate Dense 1 1/4-Inch	TON	25.00
40.07	305.0120	Base Aggregate Dense 1 1/4-Inch	TON	58.00
10.02	305.0130	Base Aggregate Dense 3-Inch	TON	77.00
20.01	305.0130	Base Aggregate Dense 3-Inch	TON	27.00
40.07	305.0130	Base Aggregate Dense 3-Inch	TON	42.00
10.02	405.0100	Coloring Concrete WisDOT Red	CY	29.00
10.02	415.0110	Concrete Pavement 11-Inch	SY	210.00
40.07	415.0110	Concrete Pavement 11-Inch	SY	63.00
40.07	415.4100	Concrete Pavement Joint Filling	SY	307.00
10.02	416.0610	Drilled Tie Bars	EACH	63.00
40.07	416.0610	Drilled Tie Bars	EACH	50.00
10.02	416.0620	Drilled Dowel Bars	EACH	25.00
40.07	416.0620	Drilled Dowel Bars	EACH	3.00
40.02	520.8000	Concrete Collars for Pipe	EACH	4.00
10.02	601.0205	Concrete Gutter 24-Inch	LF	80.00
40.07	601.0452	Concrete Curb & Gutter Integral 30-Inch Type D	LF	60.00
40.06	602.0410	Concrete Sidewalk 5-Inch	SF	1390.00
40.06	602.0420	Concrete Sidewalk 7-Inch	SF	82.00
40.06	602.0515	Curb Ramp Detectable Warning Field Natural Patina	SF	10.00
40.02	608.0312	Storm Sewer Pipe Reinforced Concrete Class III 12-Inch	LF	100.00
40.02	608.2314	Storm Sewer Pipe Reinforced Concrete Horizontal Elliptical Class HE-III 14x23-Inch	LF	200.00
40.02	611.0535	Manhole Covers Type J-Special	EACH	3.00
40.02	611.2004	Manholes 4-FT Diameter	EACH	3.00
40.02	611.2005	Manholes 5-FT Diameter	EACH	1.00
40.02	611.3230	Inlets 2x3-FT	EACH	1.00
40.02	611.8110	Adjusting Manhole Covers	EACH	3.00
40.02	611.9710	Salvaged Inlet Covers	EACH	2.00
40.02	612.0106	Pipe Underdrain 6-Inch	LF	5.00
10.02	624.0100	Water	MGAL	2.90
40.07	624.0100	Water	MGAL	3.00
40.06	625.0100	Topsoil	SY	17.00
40.06	628.2006	Erosion Mat Urban Class I Type A	SY	17.00
40.06	628.6505	Soil Stabilizer Type A	ACRE	0.01
40.02	628.7020	Inlet Protection Type D	EACH	7.00
40.06	629.0210	Fertilizer Type B	CWT	0.01
40.06	630.0500	Seed Water	MGAL	0.40
40.02	650.4000	Construction Staking Storm Sewer	EACH	8.00

REVISED 11/11/22 ALM

DATE	11/11/2022
PROJECT	UNIVERSITY AVENUE AT ORCHARD STREET WB
CLIENT	CITY OF MADISON, DANE COUNTY, WI
CONTRACT NO.	60631225P

60631225P  
 CITY OF MADISON, DANE COUNTY, WI  
 CONTRACT NO: 60631225C

MISCELLANEOUS QUANTITIES  
 BUS RAPID TRANSIT  
 CITY OF MADISON



60631225P

MQ-38

JOHNSON STREET AT ORCHARD STREET EB

SCC Code	ITEM NUMBER	DESCRIPTION	UNITS	QUANTITY
40.01	201.0105	Clearing	STA	1.00
40.01	201.0120	Clearing	ID	4.00
40.01	201.0205	Grubbing	STA	1.00
40.01	201.0220	Grubbing	ID	4.00
40.01	204.0100	Removing Concrete Pavement	SY	600.00
40.01	204.0150	Removing Curb & Gutter	LF	57.00
40.01	204.0155	Removing Concrete Sidewalk	SY	430.00
40.02	204.0220	Removing Inlets	EACH	1.00
40.01	205.0100	Excavation Common	CY	170.00
10.02	305.0120	Base Aggregate Dense 1 1/4-Inch	TON	82.00
20.01	305.0120	Base Aggregate Dense 1 1/4-Inch	TON	25.00
40.07	305.0120	Base Aggregate Dense 1 1/4-Inch	TON	152.00
10.02	305.0130	Base Aggregate Dense 3-Inch	TON	90.00
20.01	305.0130	Base Aggregate Dense 3-Inch	TON	27.00
40.07	305.0130	Base Aggregate Dense 3-Inch	TON	93.00
10.02	405.0100	Coloring Concrete WisDOT Red	CY	86.00
40.07	405.1000	Stamping Colored Concrete	CY	27.00
10.02	415.0110	Concrete Pavement 11-Inch	SY	246.00
40.07	415.0110	Concrete Pavement 11-Inch	SY	107.00
40.07	415.4100	Concrete Pavement Joint Filling	SY	367.00
10.02	416.0610	Drilled Tie Bars	EACH	91.00
40.07	416.0610	Drilled Tie Bars	EACH	49.00
10.02	416.0620	Drilled Dowel Bars	EACH	12.00
40.02	520.8000	Concrete Collars for Pipe	EACH	1.00
10.02	601.0205	Concrete Gutter 24-Inch	LF	80.00
40.07	601.0452	Concrete Curb & Gutter Integral 30-Inch Type D	LF	30.00
40.07	601.0600	Concrete Curb Pedestrian	LF	110.00
40.06	602.0410	Concrete Sidewalk 5-Inch	SF	4530.00
40.06	602.0420	Concrete Sidewalk 7-Inch	SF	290.00
40.06	602.0515	Curb Ramp Detectable Warning Field Natural Patina	SF	40.00
40.02	608.0312	Storm Sewer Pipe Reinforced Concrete Class III 12-Inch	LF	104.00
40.02	611.0624	Inlet Covers Type H	EACH	1.00
40.02	611.3230	Inlets 2x3-FT	EACH	2.00
40.02	611.8110	Adjusting Manhole Covers	EACH	1.00
40.02	611.8115	Adjusting Inlet Covers	EACH	1.00
40.02	611.9710	Salvaged Inlet Covers	EACH	1.00
10.02	624.0100	Water	MGAL	3.50
40.07	624.0100	Water	MGAL	5.90
40.06	625.0100	Topsoil	SY	100.00
40.06	628.2006	Erosion Mat Urban Class I Type A	SY	100.00
40.06	628.6505	Soil Stabilizer Type A	ACRE	0.02
40.02	628.7020	Inlet Protection Type D	EACH	3.00
40.06	629.0210	Fertilizer Type B	CWT	0.06
40.06	630.0500	Seed Water	MGAL	2.30
40.02	650.4000	Construction Staking Storm Sewer	EACH	2.00
40.07	650.5500	Construction Staking Curb Gutter and Curb & Gutter	LF	100.00

REVISED 11/11/22 ALM

60631225P

CITY OF MADISON, DANE COUNTY, WI


CONTRACT NO: 60631225C

---

MISCELLANEOUS QUANTITIES

BUS RAPID TRANSIT

CITY OF MADISON



60631225P

MQ-35

CITY OF MADISON, DANE COUNTY, WI  
 500 WEST WATER STREET, MADISON, WI 53703  
 TEL: 608/265-3000 FAX: 608/265-3001  
 WWW.CITYOFMADISON.WI.GOV

JOHNSON STREET AT ORCHARD STREET EB

SCC Code	ITEM NUMBER	DESCRIPTION	UNITS	QUANTITY
40.07	650.7000	Construction Staking Concrete Pavement	LF	290.00
40.06	650.9000	Construction Staking Curb Ramps	EACH	4.00
20.01	652.0235	Conduit Rigid Nonmetallic Schedule 40 3-Inch	LF	47.00
20.01	656.0200.314	Electrical Service Meter Breaker Pedestal (Orchard EB)	LS	1.00
40.01	690.0250	Sawing Concrete	LF	730.00
40.07	715.0720	Incentive Compressive Strength Concrete Pavement	DOL	60.00
40.06	SPV.0035.003	Red Granite Chips	CY	1.00
20.01	SPV.0060.301	Platform Electrical Cabinet	EACH	1.00
20.01	SPV.0060.302	Platform Communication Cabinet	EACH	1.00
20.01	SPV.0060.304	Snow Melt System Shelter Type A2	EACH	1.00
20.01	SPV.0060.316	Shelter Photovoltaic System	EACH	1.00
20.01	SPV.0060.402	Reinforced Concrete Platform Type A2	EACH	1.00
20.01	SPV.0060.418	Platform Shelter Type A2	EACH	1.00
40.06	SPV.0060.507.01	Perennials & Native Grasses (Butterfly Milkweed, Potted, 1 GAL)	EACH	3.00
40.06	SPV.0060.507.02	Perennials & Native Grasses (Sand Coreopsis, Potted, 1 GAL)	EACH	3.00
40.06	SPV.0060.507.03	Perennials & Native Grasses (Purple Prairie Clover, Potted, 1 GAL)	EACH	4.00
40.06	SPV.0060.507.04	Perennials & Native Grasses (Purple Coneflower, Potted, 1 GAL)	EACH	3.00
40.06	SPV.0060.507.05	Perennials & Native Grasses (Blazing Star, Potted, 1 GAL)	EACH	7.00
40.06	SPV.0060.507.08	Perennials & Native Grasses (Black-eyed Susan, Potted, 1 GAL)	EACH	6.00
40.06	SPV.0060.507.11	Perennials & Native Grasses (Prairie Dropseed, Potted, 1 GAL)	EACH	2.00
40.06	SPV.0060.507.12	Perennials & Native Grasses (Canada Anemone, Potted, 1 GAL)	EACH	3.00
40.06	SPV.0060.507.13	Perennials & Native Grasses (Sky Blue Aster, Potted, 1 GAL)	EACH	3.00
40.06	SPV.0060.507.14	Perennials & Native Grasses (Prairie Smoke, Potted, 1 GAL)	EACH	6.00
40.06	SPV.0060.507.15	Perennials & Native Grasses (June Grass, Potted, 1 GAL)	EACH	4.00
40.06	SPV.0060.507.16	Perennials & Native Grasses (Jacob's Ladder, Potted, 1 GAL)	EACH	6.00
40.06	SPV.0085.501	Seeding	LB	1.80
40.07	SPV.0090.001	Concrete Curb & Gutter 30-Inch Type A Special	LF	290.00
40.07	SPV.0090.002	Concrete Curb & Gutter 18-Inch Type A Special	LF	90.00
40.06	SPV.0090.006	Concrete Curb Extension 6-Inch	LF	15.00
40.06	SPV.0090.007	Concrete Curb Extension 24-Inch	LF	10.00
40.07	SPV.0090.011	Docking Guide Strip	LF	70.00
20.01	SPV.0090.301	Electrical Wire Lighting 3/0 AWG	LF	256.00
40.06	SPV.0090.401	Pedestrian Handrail	LF	44.00
40.07	SPV.0165.002	Brick Pavers on Concrete Base	SF	320.00
40.06	SPV.0165.401	Concrete Sloped Walkway	SF	140.00

APPROVAL 3	DATE
APPROVAL 4	DATE
APPROVAL 5	DATE
APPROVAL 6	DATE
APPROVAL 7	DATE
APPROVAL 8	DATE
APPROVAL 9	DATE
APPROVAL 10	DATE

60631225P  
 CITY OF MADISON, DANE COUNTY, WI  
 CONTRACT NO: 60631225C

MISCELLANEOUS QUANTITIES  
 BUS RAPID TRANSIT  
 CITY OF MADISON



60631225P  
 MQ-36

UNIVERSITY AVENUE AT EAST CAMPUS MALL WB/SB

SCC Code	ITEM NUMBER	DESCRIPTION	UNITS	QUANTITY
40.01	201.0105	Clearing	STA	4.00
40.01	201.0120	Clearing	ID	23.00
40.01	201.0205	Grubbing	STA	4.00
40.01	201.0220	Grubbing	ID	23.00
40.01	204.0100	Removing Concrete Pavement	SY	520.00
40.01	204.0155	Removing Concrete Sidewalk	SY	280.00
40.02	204.0220	Removing Inlets	EACH	1.00
40.01	205.0100	Excavation Common	CY	160.00
10.02	305.0120	Base Aggregate Dense 1 1/4-Inch	TON	130.00
20.01	305.0120	Base Aggregate Dense 1 1/4-Inch	TON	50.00
40.07	305.0120	Base Aggregate Dense 1 1/4-Inch	TON	77.00
10.02	305.0130	Base Aggregate Dense 3-Inch	TON	150.00
20.01	305.0130	Base Aggregate Dense 3-Inch	TON	54.00
40.07	305.0130	Base Aggregate Dense 3-Inch	TON	43.00
10.02	405.0100	Coloring Concrete WisDOT Red	CY	90.00
10.02	415.0110	Concrete Pavement 11-Inch	SY	397.00
40.07	415.4100	Concrete Pavement Joint Filling	SY	472.00
10.02	416.0610	Drilled Tie Bars	EACH	118.00
40.07	416.0610	Drilled Tie Bars	EACH	23.00
10.02	416.0620	Drilled Dowel Bars	EACH	31.00
40.02	520.8000	Concrete Collars for Pipe	EACH	3.00
10.02	601.0205	Concrete Gutter 24-Inch	LF	150.00
40.07	601.0452	Concrete Curb & Gutter Integral 30-Inch Type D	LF	90.00
40.06	602.0410	Concrete Sidewalk 5-Inch	SF	3090.00
40.02	611.0633	Inlet Covers Type HM-GJ-S	EACH	1.00
40.02	611.0639	Inlet Covers Type H-S	EACH	1.00
40.02	611.3230	Inlets 2x3-FT	EACH	3.00
40.02	611.8110	Adjusting Manhole Covers	EACH	3.00
40.02	611.8115	Adjusting Inlet Covers	EACH	1.00
40.02	611.9710	Salvaged Inlet Covers	EACH	1.00
10.02	624.0100	Water	MGAL	5.60
40.07	624.0100	Water	MGAL	4.50
40.02	628.7020	Inlet Protection Type D	EACH	5.00
40.02	650.4000	Construction Staking Storm Sewer	EACH	3.00
40.07	650.5500	Construction Staking Curb Gutter and Curb & Gutter	LF	70.00
40.07	650.7000	Construction Staking Concrete Pavement	LF	300.00
20.01	652.0235	Conduit Rigid Nonmetallic Schedule 40 3-Inch	LF	48.00
20.01	656.0200.315	Electrical Service Meter Breaker Pedestal (East Campus Mall WB)	LS	1.00
20.01	656.0500.301	Electrical Service Breaker Disconnect Box (East Campus Mall WB)	LS	2.00
40.01	690.0250	Sawing Concrete	LF	690.00
40.07	715.0720	Incentive Compressive Strength Concrete Pavement	DOL	120.00
40.06	SPV.0035.003	Red Granite Chips	CY	4.00
20.01	SPV.0060.301	Platform Electrical Cabinet	EACH	2.00
20.01	SPV.0060.302	Platform Communication Cabinet	EACH	1.00
20.01	SPV.0060.303	Snow Melt System Shelter Type A1	EACH	1.00
20.01	SPV.0060.316	Shelter Photovoltaic System	EACH	1.00
20.01	SPV.0060.401	Reinforced Concrete Platform Type A1	EACH	1.00

60631225P	60631225C
CITY OF MADISON, DANE COUNTY, WI	
CONTRACT NO: 60631225C	
MISCELLANEOUS QUANTITIES	
BUS RAPID TRANSIT	
CITY OF MADISON	
60631225P	

STATION LOCATION: CAPITAL SQUARE - MIFFLIN STREET AT WISCONSIN AVENUE

SCC CODE	ITEM NUMBER	DESCRIPTION	UNITS	QUANTITY
40.01	204.0100	Removing Concrete Pavement	SY	670
40.01	204.0155	Removing Concrete Sidewalk	SY	69
40.01	205.0100	Excavation Common	CY	180
10.03	305.0120	Base Aggregate Dense 1 1/4-Inch	TON	140
20.01	305.0120	Base Aggregate Dense 1 1/4-Inch	TON	22
40.06	305.0120	Base Aggregate Dense 1 1/4-Inch	TON	74
10.03	305.0130	Base Aggregate Dense 3-Inch	TON	160
10.03	415.0110	Concrete Pavement 11-Inch	SY	430
10.03	415.4100	Concrete Pavement Joint Filling	SY	480
10.03	416.0610	Drilled Tie Bars	EACH	87
10.03	416.0620	Drilled Dowel Bars	EACH	90
40.02	520.8000	Concrete Collars for Pipe	EACH	1
40.07	601.0205	Concrete Gutter 24-Inch	LF	85
40.07	601.0452	Concrete Curb & Gutter Integral 30-Inch Type D	LF	85
40.06	602.0420	Concrete Sidewalk 7-Inch	SF	1510
40.06	602.0515	Curb Ramp Detectable Warning Field Natural Patina	SF	12
40.02	608.0312	Storm Sewer Pipe Reinforced Concrete Class III 12-Inch	LF	240
40.02	611.0535	Manhole Covers Type J-Special	EACH	2
40.02	611.0624	Inlet Covers Type H	EACH	1
40.02	611.2004	Manholes 4-FT Diameter	EACH	2
40.02	611.3230	Inlets 2x3-FT	EACH	1
40.02	611.8115	Adjusting Inlet Covers	EACH	1
10.03	624.0100	Water	MGAL	6.0
20.01	624.0100	Water	MGAL	0.4
40.06	624.0100	Water	MGAL	1.5
40.08	628.1905	Mobilizations Erosion Control	EACH	1
40.08	628.1910	Mobilizations Emergency Erosion Control	EACH	1
40.02	628.7015	Inlet Protection Type C	EACH	3
40.07	650.7000	Construction Staking Concrete Pavement	LF	220
20.01	652.0235	Conduit Rigid Nonmetallic Schedule 40 3-Inch	LF	7
20.01	656.0200.320	Electrical Service Meter Breaker Pedestal (Wisconsin)	LS	1
20.01	656.0500.306	Electrical Service Breaker Disconnect Box (Wisconsin)	LS	1
40.01	690.0250	Sawing Concrete	LF	540
40.06	SPV.0060.001	Construction Staking Sidewalk	EACH	1
20.01	SPV.0060.301	Platform Electrical Cabinet	EACH	1

STATION LOCATION: CAPITAL SQUARE - MIFFLIN STREET AT WISCONSIN AVENUE CONTINUED

SCC CODE	ITEM NUMBER	DESCRIPTION	UNITS	QUANTITY
20.01	SPV.0060.302	Platform Communication Cabinet	EACH	1
20.01	SPV.0060.304	Snow Melt System Shelter Type A2	EACH	1
20.01	SPV.0060.316	Shelter Photovoltaic System	EACH	1
20.01	SPV.0060.402	Reinforced Concrete Platform Type A2	EACH	1
20.01	SPV.0060.418	Platform Shelter Type A2	EACH	1
40.01	SPV.0060.432	Remove and Salvage Metro Local Route Shelter	EACH	3
40.06	SPV.0060.507.01	Perennials & Native Grasses (Butterfly Milkweed, Potted, 1 GAL)	EACH	3
40.06	SPV.0060.507.02	Perennials & Native Grasses (Sand Coreopsis, Potted, 1 GAL)	EACH	3
40.06	SPV.0060.507.03	Perennials & Native Grasses (Purple Prairie Clover, Potted, 1 GAL)	EACH	4
40.06	SPV.0060.507.04	Perennials & Native Grasses (Purple Coneflower, Potted, 1 GAL)	EACH	3
40.06	SPV.0060.507.05	Perennials & Native Grasses (Blazing Star, Potted, 1 GAL)	EACH	7
40.06	SPV.0060.507.08	Perennials & Native Grasses (Black-eyed Susan, Potted, 1 GAL)	EACH	6
40.06	SPV.0060.507.11	Perennials & Native Grasses (Prairie Dropseed, Potted, 1 GAL)	EACH	2
40.06	SPV.0060.507.12	Perennials & Native Grasses (Canada Anemone, Potted, 1 GAL)	EACH	3
40.06	SPV.0060.507.13	Perennials & Native Grasses (Sky Blue Aster, Potted, 1 GAL)	EACH	3
40.06	SPV.0060.507.14	Perennials & Native Grasses (Prairie Smoke, Potted, 1 GAL)	EACH	6
40.06	SPV.0060.507.15	Perennials & Native Grasses (June Grass, Potted, 1 GAL)	EACH	4
40.06	SPV.0060.507.16	Perennials & Native Grasses (Jacob's Ladder, Potted, 1 GAL)	EACH	6
40.02	SPV.0060.606	Storm Sewer Tap	EACH	1
40.02	SPV.0060.627	Remove and Replace Irrigation System	EACH	1
40.07	SPV.0090.003	Concrete Curb & Gutter 24-Inch Type H Special	LF	6
40.06	SPV.0090.005	Concrete Curb & Gutter 4-Inch Integral 24-Inch Special	LF	43
40.07	SPV.0090.006	Concrete Curb Extension 6-Inch	LF	15
40.07	SPV.0090.007	Concrete Curb Extension 24-Inch	LF	10
40.07	SPV.0090.011	Docking Guide Strip	LF	70
20.01	SPV.0090.301	Electrical Wire Lighting 3/0 AWG	LF	96
40.06	SPV.0090.401	Pedestrian Handrail	LF	45
40.02	SPV.0090.602	PVC Pipe 8-Inch	LF	90
40.06	SPV.0165.401	Concrete Sloped Walkway	SF	160

REVISED 11/14/22 DJC

REVISION	DATE	BY
1	11/14/2022	REVISION

60631225P  
CITY OF MADISON, DANE COUNTY, WI  
CONTRACT NO: 60631225C

MISCELLANEOUS QUANTITIES  
BUS RAPID TRANSIT  
CITY OF MADISON

60631225P  
MQ3-E

STATION LOCATION: CAPITAL SQUARE - MAIN STREET AT MARTIN LUTHER KING BOULEVARD

SCC CODE	ITEM NUMBER	DESCRIPTION	UNITS	QUANTITY
40.01	204.0100	Removing Concrete Pavement	SY	600
40.01	204.0155	Removing Concrete Sidewalk	SY	110
40.01	204.0195	Removing Concrete Bases	EACH	1
40.01	205.0100	Excavation Common	CY	180
10.02	305.0120	Base Aggregate Dense 1 1/4-Inch	TON	150
20.01	305.0120	Base Aggregate Dense 1 1/4-Inch	TON	22
40.06	305.0120	Base Aggregate Dense 1 1/4-Inch	TON	62
10.02	305.0130	Base Aggregate Dense 3-Inch	TON	170
10.02	415.0110	Concrete Pavement 11-Inch	SY	410
10.02	415.4100	Concrete Pavement Joint Filling	SY	470
10.02	416.0610	Drilled Tie Bars	EACH	102
10.02	416.0620	Drilled Dowel Bars	EACH	62
40.02	520.8000	Concrete Collars for Pipe	EACH	1
40.07	601.0205	Concrete Gutter 24-Inch	LF	85
40.07	601.0452	Concrete Curb & Gutter Integral 30-Inch Type D	LF	37
40.06	602.0420	Concrete Sidewalk 7-Inch	SF	140
40.06	602.0515	Curb Ramp Detectable Warning Field Natural Patina	SF	20
40.02	608.0315	Storm Sewer Pipe Reinforced Concrete Class III 15-Inch	LF	6
40.02	611.3230	Inlets 2x3-FT	EACH	1
40.02	611.8110	Adjusting Manhole Covers	EACH	2
40.02	611.9710	Salvaged Inlet Covers	EACH	1
10.02	624.0100	Water	MGAL	6.4
20.01	624.0100	Water	MGAL	0.4
40.06	624.0100	Water	MGAL	1.2
40.08	628.1905	Mobilizations Erosion Control	EACH	1
40.08	628.1910	Mobilizations Emergency Erosion Control	EACH	1
40.02	628.7015	Inlet Protection Type C	EACH	4
40.07	650.7000	Construction Staking Concrete Pavement	LF	240
40.06	650.9000	Construction Staking Curb Ramps	EACH	1
20.01	652.0235	Conduit Rigid Nonmetallic Schedule 40 3-Inch	LF	3
20.01	656.0200.319	Electrical Service Meter Breaker Pedestal (Martin Luther King Jr.)	LS	1
20.01	656.0500.305	Electrical Service Breaker Disconnect Box (Martin Luther King Jr.)	LS	1
40.01	690.0250	Sawing Concrete	LF	590
40.06	SPV.0060.001	Construction Staking Sidewalk	EACH	1
40.01	SPV.0060.243	Removing Street Lighting Assembly	EACH	1

STATION LOCATION: CAPITAL SQUARE - MAIN STREET AT MARTIN LUTHER KING BOULEVARD CONTINUED

SCC CODE	ITEM NUMBER	DESCRIPTION	UNITS	QUANTITY
20.01	SPV.0060.301	Platform Electrical Cabinet	EACH	1
20.01	SPV.0060.302	Platform Communication Cabinet	EACH	1
20.01	SPV.0060.304	Snow Melt System Shelter Type A2	EACH	1
20.01	SPV.0060.316	Shelter Photovoltaic System	EACH	1
20.01	SPV.0060.402	Reinforced Concrete Platform Type A2	EACH	1
20.01	SPV.0060.418	Platform Shelter Type A2	EACH	1
40.01	SPV.0060.432	Remove and Salvage Metro Local Route Shelter	EACH	1
40.06	SPV.0060.507.01	Perennials & Native Grasses (Butterfly Milkweed, Potted, 1 GAL)	EACH	3
40.06	SPV.0060.507.02	Perennials & Native Grasses (Sand Coreopsis, Potted, 1 GAL)	EACH	3
40.06	SPV.0060.507.03	Perennials & Native Grasses (Purple Prairie Clover, Potted, 1 GAL)	EACH	4
40.06	SPV.0060.507.04	Perennials & Native Grasses (Purple Coneflower, Potted, 1 GAL)	EACH	3
40.06	SPV.0060.507.05	Perennials & Native Grasses (Blazing Star, Potted, 1 GAL)	EACH	7
40.06	SPV.0060.507.08	Perennials & Native Grasses (Black-eyed Susan, Potted, 1 GAL)	EACH	6
40.06	SPV.0060.507.11	Perennials & Native Grasses (Prairie Dropseed, Potted, 1 GAL)	EACH	2
40.06	SPV.0060.507.12	Perennials & Native Grasses (Canada Anemone, Potted, 1 GAL)	EACH	3
40.06	SPV.0060.507.13	Perennials & Native Grasses (Sky Blue Aster, Potted, 1 GAL)	EACH	3
40.06	SPV.0060.507.14	Perennials & Native Grasses (Prairie Smoke, Potted, 1 GAL)	EACH	6
40.06	SPV.0060.507.15	Perennials & Native Grasses (June Grass, Potted, 1 GAL)	EACH	4
40.06	SPV.0060.507.16	Perennials & Native Grasses (Jacob's Ladder, Potted, 1 GAL)	EACH	6
40.02	SPV.0060.606	Storm Sewer Tap	EACH	1
40.02	SPV.0060.608	Inlet Cover R-1879-B4G	EACH	1
40.07	SPV.0090.003	Concrete Curb & Gutter 24-Inch Type H Special	LF	39
40.07	SPV.0090.005	Concrete Curb & Gutter 4-Inch Integral 24-Inch Special	LF	100
40.07	SPV.0090.006	Concrete Curb Extension 6-Inch	LF	15
40.07	SPV.0090.007	Concrete Curb Extension 24-Inch	LF	10
40.07	SPV.0090.011	Docking Guide Strip	LF	70
20.01	SPV.0090.301	Electrical Wire Lighting 3/0 AWG	LF	80
40.06	SPV.0090.401	Pedestrian Handrail	LF	50
40.02	SPV.0090.602	PVC Pipe 8-Inch	LF	150
40.06	SPV.0165.001	C1 Concrete Sidewalk 7-Inch	SF	25
40.06	SPV.0165.401	Concrete Sloped Walkway	SF	170

REVISED 11/14/22 DIC

60631225P	APPROVED	DATE
	REVISION	DATE
	DATE	BY
	DATE	BY

CITY OF MADISON, DANE COUNTY, WI  
 CONTRACT NO: 60631225C

MISCELLANEOUS QUANTITIES  
 BUS RAPID TRANSIT  
 CITY OF MADISON

60631225P  
 MQ5-F



STATION LOCATION: EAST WASHINGTON AVENUE AT FIRST STREET

SCC CODE	ITEM NUMBER	DESCRIPTION	UNITS	QUANTITY
40.01	204.0100	Removing Concrete Pavement	SY	550
40.01	204.0150	Removing Curb & Gutter	LF	34
40.01	204.0155	Removing Concrete Sidewalk	SY	130
40.02	204.0220	Removing Inlets	EACH	2
40.02	204.0245.01	Removing Storm Sewer - 12 inch or less	LF	17
40.01	205.0100	Excavation Common	CY	95
40.02	209.1500	Backfill Granular Grade 1	TON	10
20.01	305.0120	Base Aggregate Dense 1 1/4-Inch	TON	27
40.06	305.0120	Base Aggregate Dense 1 1/4-Inch	TON	29
40.07	305.0120	Base Aggregate Dense 1 1/4-Inch	TON	27
40.07	305.0130	Base Aggregate Dense 3-Inch	TON	26
10.02	405.0100	Coloring Concrete WisDOT Red	CY	66
40.07	405.1000	Stamping Colored Concrete	CY	9
10.02	415.0100	Concrete Pavement 10-Inch	SY	220
10.02	415.4100	Concrete Pavement Joint Filling	SY	530
40.07	415.4100	Concrete Pavement Joint Filling	SY	8
10.02	416.0610	Drilled Tie Bars	EACH	154
10.02	416.0620	Drilled Dowel Bars	EACH	51
40.02	520.8000	Concrete Collars for Pipe	EACH	1
40.07	601.0205	Concrete Gutter 24-Inch	LF	210
40.07	601.0452	Concrete Curb & Gutter Integral 30-Inch Type D	LF	73
40.07	601.0454	Concrete Curb & Gutter Integral 30-Inch Type J	LF	60
40.07	601.0600	Concrete Curb Pedestrian	LF	7
40.06	602.0410	Concrete Sidewalk 5-Inch	SF	220
40.06	602.0420	Concrete Sidewalk 7-Inch	SF	350
40.06	602.0515	Curb Ramp Detectable Warning Field Natural Patina	SF	60
40.02	608.0312	Storm Sewer Pipe Reinforced Concrete Class III 12-Inch	LF	34
40.02	611.0624	Inlet Covers Type H	EACH	1
40.02	611.0627	Inlet Covers Type HM	EACH	1
40.02	611.3004	Inlets 4-FT Diameter	EACH	2
40.07	620.0300	Concrete Median Sloped Nose	SF	19
20.01	624.0100	Water	MGAL	1
40.06	624.0100	Water	MGAL	1
40.07	624.0100	Water	MGAL	1
40.06	625.0105	Topsoil	CY	1
40.08	628.1905	Mobilizations Erosion Control	EACH	1
40.08	628.1910	Mobilizations Emergency Erosion Control	EACH	1
40.06	628.2006	Erosion Mat Urban Class I Type A	SY	25
40.06	628.6505	Soil Stabilizer Type A	ACRE	0.01
40.02	628.7015	Inlet Protection Type C	EACH	10

STATION LOCATION: EAST WASHINGTON AVENUE AT FIRST STREET CONTINUED

SCC CODE	ITEM NUMBER	DESCRIPTION	UNITS	QUANTITY
40.06	629.0210	Fertilizer Type B	CWT	0.02
40.06	630.0500	Seed Water	MGAL	1
40.07	650.7000	Construction Staking Concrete Pavement	LF	390
40.06	650.9000	Construction Staking Curb Ramps	EACH	3
20.01	652.0615	Conduit Special 3-Inch	LF	83
20.01	656.0200.324	Electrical Service Meter Breaker Pedestal (First)	LS	1
40.01	690.0250	Sawing Concrete	LF	530
40.06	SPV.0060.001	Construction Staking Sidewalk	EACH	1
20.01	SPV.0060.301	Platform Electrical Cabinet	EACH	1
20.01	SPV.0060.302	Platform Communication Cabinet	EACH	1
20.01	SPV.0060.311	Snow Melt System Shelter Type B1	EACH	1
20.01	SPV.0060.316	Shelter Photovoltaic System	EACH	1
20.01	SPV.0060.409	Reinforced Concrete Platform Type B1	EACH	1
20.01	SPV.0060.425	Platform Shelter Type B1	EACH	1
40.02	SPV.0060.623	Remove Irrigation System	EACH	1
40.06	SPV.0085.501	Seeding	LB	0
40.07	SPV.0090.003	Concrete Curb & Gutter 24-Inch Type H Special	LF	34
40.07	SPV.0090.004	Concrete Curb & Gutter Integral 24-Inch Special	LF	46
40.07	SPV.0090.006	Concrete Curb Extension 6-Inch	LF	91
40.07	SPV.0090.007	Concrete Curb Extension 24-Inch	LF	10
40.07	SPV.0090.011	Docking Guide Strip	LF	170
20.01	SPV.0090.301	Electrical Wire Lighting 3/0 AWG	LF	300
40.06	SPV.0090.401	Pedestrian Handrail	LF	81
40.02	SPV.0090.602	PVC Pipe 8-Inch	LF	103
40.06	SPV.0165.401	Concrete Sloped Walkway	SF	370

REVISED 11/14/22 DIC

ISSUED DATE	11/14/22
ISSUED BY	DIC
REVISION	
DATE	
BY	
SCALE	1/8"=1'-0"

60631225P  
 CITY OF MADISON, DANE COUNTY, WI  
 CONTRACT NO: 60631225C

MISCELLANEOUS QUANTITIES  
 BUS RAPID TRANSIT  
 CITY OF MADISON



60631225P  
 MQ9-FY

Downloaded by: Madison, WI, Dane County, WI, Contract No: 60631225C, Date: 11/14/22, User: DIC



STATION LOCATION: EAST WASHINGTON AVENUE AT MILWAUKEE STREET

SCC CODE	ITEM NUMBER	DESCRIPTION	UNITS	QUANTITY
40.01	201.0120	Clearing	ID	14
40.01	201.0220	Grubbing	ID	14
40.01	204.0100	Removing Concrete Pavement	SY	4240
40.01	204.0150	Removing Curb & Gutter	LF	140
40.01	204.0155	Removing Concrete Sidewalk	SY	330
40.02	204.0220	Removing Inlets	EACH	4
40.02	204.0245.01	Removing Storm Sewer - 12 inch or less	LF	18
40.02	204.0245.03	Removing Storm Sewer - 18 Inch	LF	180
40.01	205.0100	Excavation Common	CY	210
40.07	209.0300.5	Backfill Course Aggregate Size No. 1	CY	3
10.02	305.0120	Base Aggregate Dense 1 1/4-Inch	TON	11
20.01	305.0120	Base Aggregate Dense 1 1/4-Inch	TON	44
40.06	305.0120	Base Aggregate Dense 1 1/4-Inch	TON	96
40.07	305.0120	Base Aggregate Dense 1 1/4-Inch	TON	120
10.02	305.0130	Base Aggregate Dense 3-Inch	TON	32
40.07	305.0130	Base Aggregate Dense 3-Inch	TON	270
10.02	405.0100	Coloring Concrete WisDOT Red	CY	88
40.07	405.1000	Stamping Colored Concrete	CY	18
10.02	415.0100	Concrete Pavement 10-Inch	SY	300
10.03	415.0100	Concrete Pavement 10-Inch	SY	210
40.07	415.0100	Concrete Pavement 10-Inch	SY	2590
10.02	415.0110	Concrete Pavement 11-Inch	SY	220
40.07	415.0110	Concrete Pavement 11-Inch	SY	210
10.02	415.4100	Concrete Pavement Joint Filling	SY	890
10.03	415.4100	Concrete Pavement Joint Filling	SY	250
40.07	415.4100	Concrete Pavement Joint Filling	SY	3080
40.07	416.0170	Concrete Driveway 7-Inch	SY	3
10.03	416.0610	Drilled Tie Bars	EACH	70
40.07	416.0610	Drilled Tie Bars	EACH	205
10.02	416.0620	Drilled Dowel Bars	EACH	24
10.03	416.0620	Drilled Dowel Bars	EACH	33
40.07	416.0620	Drilled Dowel Bars	EACH	128
40.02	520.8000	Concrete Collars for Pipe	EACH	2
40.07	601.0205	Concrete Gutter 24-Inch	LF	430
40.07	601.0405	Concrete Curb & Gutter 30-Inch Type A	LF	36
40.07	601.0452	Concrete Curb & Gutter Integral 30-Inch Type D	LF	760
40.07	601.0454	Concrete Curb & Gutter Integral 30-Inch Type J	LF	120
40.07	601.0600	Concrete Curb Pedestrian	LF	18
40.06	602.0410	Concrete Sidewalk 5-Inch	SF	1410
40.06	602.0420	Concrete Sidewalk 7-Inch	SF	1730
40.06	602.0515	Curb Ramp Detectable Warning Field Natural Patina	SF	200
40.02	608.0312	Storm Sewer Pipe Reinforced Concrete Class III 12-Inch	LF	160
40.02	608.0315	Storm Sewer Pipe Reinforced Concrete Class III 15-Inch	LF	180
40.02	608.0318	Storm Sewer Pipe Reinforced Concrete Class III 18-Inch	LF	180
40.02	611.0535	Manhole Covers Type J-Special	EACH	1
40.02	611.0524	Inlet Covers Type H	EACH	9
40.02	611.2004	Manholes 4-FT Diameter	EACH	1
40.02	611.3004	Inlets 4-FT Diameter	EACH	5
40.02	611.3230	Inlets 2x3-FT	EACH	4
40.02	611.8110	Adjusting Manhole Covers	EACH	3
40.02	611.8115	Adjusting Inlet Covers	EACH	2
40.02	612.0105	Pipe Underdrain 6-Inch	LF	110
40.07	620.0300	Concrete Median Sloped Nose	SF	110
20.01	624.0100	Water	MGAL	1

REVISED 11/14/22 DIC

STATION LOCATION: EAST WASHINGTON AVENUE AT MILWAUKEE STREET CONTINUED

SCC CODE	ITEM NUMBER	DESCRIPTION	UNITS	QUANTITY
40.06	624.0100	Water	MGAL	2
40.07	624.0100	Water	MGAL	2
40.06	625.0105	Topsoil	CY	17
40.08	628.1905	Mobilizations Erosion Control	EACH	1
40.08	628.1910	Mobilizations Emergency Erosion Control	EACH	1
40.06	628.2006	Erosion Mat Urban Class I Type A	SY	300
40.06	628.6505	Soil Stabilizer Type A	ACRE	0.06
40.02	628.7015	Inlet Protection Type C	EACH	14
40.06	629.0210	Fertilizer Type B	CWT	0.19
40.06	630.0500	Seed Water	MGAL	7
40.06	645.0112	Geotextile Type DF Schedule B	SY	63
40.07	650.7000	Construction Staking Concrete Pavement	LF	1120
40.06	650.9000	Construction Staking Curb Ramps	EACH	12
20.01	652.0615	Conduit Special 3-Inch	LF	133
20.01	656.0200.326	Electrical Service Meter Breaker Pedestal (Milwaukee St. EB)	LS	1
20.01	656.0200.327	Electrical Service Meter Breaker Pedestal (Milwaukee St. WB)	LS	1
40.01	690.0150	Sawing Concrete	LF	2600
40.07	715.0720	Incentive Compressive Strength Concrete Pavement	DOL	930
40.06	SPV.0060.001	Construction Staking Sidewalk	EACH	1
20.01	SPV.0060.301	Platform Electrical Cabinet	EACH	2
20.01	SPV.0060.302	Platform Communication Cabinet	EACH	2
20.01	SPV.0060.307	Snow Melt System Shelter Type A5	EACH	2
20.01	SPV.0060.316	Shelter Photovoltaic System	EACH	2
20.01	SPV.0060.405	Reinforced Concrete Platform Type A5	EACH	2
20.01	SPV.0060.421	Platform Shelter Type A5	EACH	2
40.06	SPV.0060.501	Tree Protection	EACH	1
40.06	SPV.0060.504.11	Trees (American Sentry Linden, B&B, 2-IN)	EACH	1
40.06	SPV.0060.504.14	Trees (New Horizon Elm, B&B, 2-IN)	EACH	1
40.06	SPV.0060.507.01	Perennials & Native Grasses (Butterfly Milkweed, Potted, 1 GAL)	EACH	6
40.06	SPV.0060.507.02	Perennials & Native Grasses (Sand Coreopsis, Potted, 1 GAL)	EACH	6
40.06	SPV.0060.507.03	Perennials & Native Grasses (Purple Prairie Clover, Potted, 1 GAL)	EACH	8
40.06	SPV.0060.507.04	Perennials & Native Grasses (Purple Coneflower, Potted, 1 GAL)	EACH	6
40.06	SPV.0060.507.05	Perennials & Native Grasses (Blazing Star, Potted, 1 GAL)	EACH	14
40.06	SPV.0060.507.08	Perennials & Native Grasses (Black-eyed Susan, Potted, 1 GAL)	EACH	12
40.06	SPV.0060.507.11	Perennials & Native Grasses (Prairie Dropseed, Potted, 1 GAL)	EACH	4
40.06	SPV.0060.507.12	Perennials & Native Grasses (Canada Anemone, Potted, 1 GAL)	EACH	6
40.06	SPV.0060.507.13	Perennials & Native Grasses (Sky Blue Aster, Potted, 1 GAL)	EACH	6
40.06	SPV.0060.507.14	Perennials & Native Grasses (Prairie Smoke, Potted, 1 GAL)	EACH	12
40.06	SPV.0060.507.15	Perennials & Native Grasses (June Grass, Potted, 1 GAL)	EACH	8
40.06	SPV.0060.507.16	Perennials & Native Grasses (Jacob's Ladder, Potted, 1 GAL)	EACH	12
40.02	SPV.0060.603	Field Pour Storm Structure	EACH	3
40.02	SPV.0060.606	Storm Sewer Tap	EACH	1
40.02	SPV.0060.613	Adjust Water Valve	EACH	4
40.02	SPV.0060.623	Remove Irrigation System	EACH	2
40.06	SPV.0085.501	Seeding	LB	5
40.07	SPV.0090.003	Concrete Curb & Gutter 24-Inch Type H Special	LF	120
40.07	SPV.0090.004	Concrete Curb & Gutter Integral 24-Inch Special	LF	210
40.07	SPV.0090.006	Concrete Curb Extension 6-Inch	LF	170
40.07	SPV.0090.007	Concrete Curb Extension 24-Inch	LF	20
40.07	SPV.0090.011	Docking Guide Strip	LF	159
20.01	SPV.0090.301	Electrical Wire Lighting 3/0 AWG	LF	668
40.06	SPV.0090.401	Pedestrian Handrail	LF	168
40.02	SPV.0090.602	PVC Pipe 8-Inch	LF	160
40.02	SPV.0090.607	PVC Pipe 4-Inch	LF	6
40.02	SPV.0090.609	PVC Pipe 10-Inch	LF	6
40.06	SPV.0165.401	Concrete Sloped Walkway	SF	240

60631225P  
 CITY OF MADISON, DANE COUNTY, WI  
 CONTRACT NO: 60631225C  
 MISCELLANEOUS QUANTITIES  
 BUS RAPID TRANSIT  
 CITY OF MADISON  
 60631225P  
 MQ11-E

DATE: 11/14/2022 11:00 AM  
 COUNTY: DANE  
 PROJECT: 60631225C  
 SHEET: 11 OF 11

STATION LOCATION: WRIGHT STREET AT ANDERSON STREET WB

SCC CODE	ITEM NUMBER	DESCRIPTION	UNITS	QUANTITY
40.01	201.0120	Clearing	ID	6
40.01	201.0220	Grubbing	ID	6
40.01	204.0115	Removing Asphaltic Surface Butt Joints	SY	4
40.01	204.0120	Removing Asphaltic Surface Milling	SY	250
40.01	204.0150	Removing Curb & Gutter	LF	430
40.01	204.0155	Removing Concrete Sidewalk	SY	76
40.01	205.0100	Excavation Common	CY	320
40.01	208.0100	Borrow	CY	20
10.03	305.0120	Base Aggregate Dense 1 1/4-Inch	TON	97
20.01	305.0120	Base Aggregate Dense 1 1/4-Inch	TON	22
40.06	305.0120	Base Aggregate Dense 1 1/4-Inch	TON	17
40.07	305.0230	Base Aggregate Dense 1 1/4-Inch	TON	70
10.03	305.0130	Base Aggregate Dense 3-Inch	TON	62
40.07	305.0130	Base Aggregate Dense 3-Inch	TON	77
10.03	415.0100	Concrete Pavement 10-Inch	SY	140
10.03	415.4100	Concrete Pavement Joint Filling	SY	170
40.07	455.0605	Tack Coat	GAL	32
40.07	460.2000	Incentive Density HMA Pavement	DOL	40
40.07	460.6223	HMA Pavement 3 MT 58-28 S	TON	41
40.07	460.6224	HMA Pavement 4 MT 58-28 S	TON	51
40.07	601.0205	Concrete Gutter 24-Inch	LF	85
40.07	601.0411	Concrete Curb & Gutter 30-Inch Type D	LF	23
40.07	601.0452	Concrete Curb & Gutter Integral 30-Inch Type D	LF	49
40.06	602.0410	Concrete Sidewalk 5-Inch	SF	730
40.06	602.0420	Concrete Sidewalk 7-Inch	SF	1230
40.06	602.0515	Curb Ramp Detectable Warning Field Natural Patina	SF	30
10.03	624.0100	Water	MGAL	3
20.01	624.0100	Water	MGAL	0.4
40.06	624.0100	Water	MGAL	0.3
40.07	624.0100	Water	MGAL	3
40.06	625.0105	Topsoil	CY	10
40.08	628.1905	Mobilizations Erosion Control	EACH	1
40.08	628.1910	Mobilizations Emergency Erosion Control	EACH	1
40.06	628.2006	Erosion Mat Urban Class I Type A	SY	180
40.06	628.6505	Soil Stabilizer Type A	ACRE	0.04
40.02	628.7015	Inlet Protection Type C	EACH	7
40.06	629.0210	Fertilizer Type B	CWT	0.1
40.06	630.0500	Seed Water	MGAL	4
40.07	650.5000	Construction Staking Base	LF	250
40.07	650.7000	Construction Staking Concrete Pavement	LF	130

STATION LOCATION: WRIGHT STREET AT ANDERSON STREET WB CONTINUED

SCC CODE	ITEM NUMBER	DESCRIPTION	UNITS	QUANTITY
20.01	652.0235	Conduit Rigid Nonmetallic Schedule 40 3-Inch	LF	193
20.01	652.0615	Conduit Special 3-Inch	LF	69
40.01	690.0150	Sawing Asphalt	LF	540
40.01	690.0250	Sawing Concrete	LF	26
40.06	SPV.0060.001	Construction Staking Sidewalk	EACH	1
40.06	SPV.0060.002	Concrete Curb & Gutter Bike Ramp Special	EACH	2
20.01	SPV.0060.301	Platform Electrical Cabinet	EACH	1
20.01	SPV.0060.302	Platform Communication Cabinet	EACH	1
20.01	SPV.0060.304	Snow Melt System Shelter Type A2	EACH	1
20.01	SPV.0060.316	Shelter Photovoltaic System	EACH	1
20.01	SPV.0060.402	Reinforced Concrete Platform Type A2	EACH	1
20.01	SPV.0060.418	Platform Shelter Type A2	EACH	1
40.06	SPV.0060.501	Tree Protection	EACH	1
40.06	SPV.0060.507.01	Perennials & Native Grasses (Butterfly Milkweed, Potted, 1 GAL)	EACH	3
40.06	SPV.0060.507.02	Perennials & Native Grasses (Sand Coreopsis, Potted, 1 GAL)	EACH	3
40.06	SPV.0060.507.03	Perennials & Native Grasses (Purple Prairie Clover, Potted, 1 GAL)	EACH	4
40.06	SPV.0060.507.04	Perennials & Native Grasses (Purple Coneflower, Potted, 1 GAL)	EACH	3
40.06	SPV.0060.507.05	Perennials & Native Grasses (Blazing Star, Potted, 1 GAL)	EACH	7
40.06	SPV.0060.507.08	Perennials & Native Grasses (Black-eyed Susan, Potted, 1 GAL)	EACH	6
40.06	SPV.0060.507.11	Perennials & Native Grasses (Prairie Dropseed, Potted, 1 GAL)	EACH	2
40.06	SPV.0060.507.12	Perennials & Native Grasses (Canada Anemone, Potted, 1 GAL)	EACH	3
40.06	SPV.0060.507.13	Perennials & Native Grasses (Sky Blue Aster, Potted, 1 GAL)	EACH	3
40.06	SPV.0060.507.14	Perennials & Native Grasses (Prairie Smoke, Potted, 1 GAL)	EACH	6
40.06	SPV.0060.507.15	Perennials & Native Grasses (June Grass, Potted, 1 GAL)	EACH	4
40.06	SPV.0060.507.16	Perennials & Native Grasses (Jacob's Ladder, Potted, 1 GAL)	EACH	6
40.06	SPV.0085.501	Seeding	LB	3
40.07	SPV.0090.006	Concrete Curb Extension 6-Inch	LF	15
40.07	SPV.0090.007	Concrete Curb Extension 24-Inch	LF	10
40.07	SPV.0090.011	Docking Guide Strip	LF	70
20.01	SPV.0090.301	Electrical Wire Lighting 3/0 AWG	LF	258
20.01	SPV.0090.302	Electrical Wire Lighting 4/0 AWG	LF	630
40.06	SPV.0090.401	Pedestrian Handrail	LF	36
20.01	SPV.0105.305	Electrical Service CT Cabinet (Wright)	LS	1
40.06	SPV.0165.401	Concrete Sloped Walkway	SF	130

REVISED 11/14/22 DJC

APPROVED BY:	DATE:
ISSUED BY:	DATE:
SCALE:	DATE:

60631225P  
CITY OF MADISON, DANE COUNTY, WI  
CONTRACT NO: 60631225C

MISCELLANEOUS QUANTITIES  
BUS RAPID TRANSIT  
CITY OF MADISON



60631225P  
MQ15-E

CS:\s\mwd\60631225P\60631225P\_MISCELLANEOUS\_QUANTITIES\_BUS\_RAPID\_TRANSIT.ctb 11/14/22 11:14:22 AM

REVISED 11/11/22 DIC

STATION LOCATION: WRIGHT STREET AT ANDERSON STREET EB

SCC CODE	ITEM NUMBER	DESCRIPTION	UNITS	QUANTITY
40.01	201.0120	Clearing	ID	6
40.01	201.0220	Grubbing	ID	6
40.01	204.0115	Removing Asphaltic Surface Butt Joints	SY	9
40.01	204.0120	Removing Asphaltic Surface Milling	SY	300
40.01	204.0155	Removing Concrete Sidewalk	SY	12
40.02	204.0220	Removing Inlets	EACH	2
40.02	204.0245.02	Removing Storm Sewer - 15 Inch	LF	15
40.02	204.0245.05	Removing Storm Sewer - 27 Inch	LF	150
40.01	205.0100	Excavation Common	CY	280
40.01	208.0100	Borrow	CY	20
10.03	305.0120	Base Aggregate Dense 1 1/4-Inch	TON	39
20.01	305.0120	Base Aggregate Dense 1 1/4-Inch	TON	22
40.06	305.0120	Base Aggregate Dense 1 1/4-Inch	TON	48
40.07	305.0120	Base Aggregate Dense 1 1/4-Inch	TON	100
10.03	305.0130	Base Aggregate Dense 3-Inch	TON	43
40.07	305.0130	Base Aggregate Dense 3-Inch	TON	110
10.03	415.0100	Concrete Pavement 10-Inch	SY	120
10.03	415.4100	Concrete Pavement Joint Filling	SY	140
10.03	455.0605	Tack Coat	GAL	39
10.03	460.2000	Incentive Density HMA Pavement	DOL	72
40.06	460.2000	Incentive Density HMA Pavement	DOL	22
10.03	460.6223	HMA Pavement 3 MT 58-28 S	TON	44
10.03	460.6224	HMA Pavement 4 MT 58-28 S	TON	45
40.06	460.6224	HMA Pavement 4 MT 58-28 S	TON	28
40.02	520.8000	Concrete Collars for Pipe	EACH	3
40.07	601.0205	Concrete Gutter 24-Inch	LF	60
40.07	601.0411	Concrete Curb & Gutter 30-Inch Type D	LF	92
40.07	601.0452	Concrete Curb & Gutter Integral 30-Inch Type D	LF	10
40.07	601.0600	Concrete Curb Pedestrian	LF	20
40.06	602.0410	Concrete Sidewalk 5-Inch	SF	310
40.06	602.0420	Concrete Sidewalk 7-Inch	SF	79
40.06	602.0515	Curb Ramp Detectable Warning Field Natural Patina	SF	10
40.02	608.0315	Storm Sewer Pipe Reinforced Concrete Class III 15-Inch	LF	8
40.02	608.0327	Storm Sewer Pipe Reinforced Concrete Class III 27-Inch	LF	150
40.02	611.2005	Manholes 5-FT Diameter	EACH	1
40.02	611.3230	Inlets 2x3-FT	EACH	1
40.02	611.8110	Adjusting Manhole Covers	EACH	2
40.02	611.8115	Adjusting Inlet Covers	EACH	1
40.02	611.9710	Salvaged Inlet Covers	EACH	2
10.03	624.0100	Water	MGAL	2

STATION LOCATION: WRIGHT STREET AT ANDERSON STREET EB CONTINUED

SCC CODE	ITEM NUMBER	DESCRIPTION	UNITS	QUANTITY
20.01	624.0100	Water	MGAL	0.4
40.06	624.0100	Water	MGAL	1.0
40.07	624.0100	Water	MGAL	4
40.06	625.0105	Topsoil	CY	10
40.08	628.1905	Mobilizations Erosion Control	EACH	1
40.08	628.1910	Mobilizations Emergency Erosion Control	EACH	1
40.06	628.2006	Erosion Mat Urban Class I Type A	SY	180
40.06	628.6505	Soil Stabilizer Type A	ACRE	0.04
40.02	628.7015	Inlet Protection Type C	EACH	7
40.06	629.0210	Fertilizer Type B	CWT	0.1
40.06	630.0500	Seed Water	MGAL	4
40.07	650.5000	Construction Staking Base	LF	180
40.07	650.7000	Construction Staking Concrete Pavement	LF	80
40.06	650.9000	Construction Staking Curb Ramps	EACH	1
40.01	690.0150	Sawing Asphalt	LF	420
40.01	690.0250	Sawing Concrete	LF	12
40.06	SPV.0060.001	Construction Staking Sidewalk	EACH	1
20.01	SPV.0060.301	Platform Electrical Cabinet	EACH	1
20.01	SPV.0060.302	Platform Communication Cabinet	EACH	1
20.01	SPV.0060.303	Snow Melt System Shelter Type A1	EACH	1
20.01	SPV.0060.316	Shelter Photovoltaic System	EACH	1
20.01	SPV.0060.401	Reinforced Concrete Platform Type A1	EACH	1
20.01	SPV.0060.417	Platform Shelter Type A1	EACH	1
40.06	SPV.0060.501	Tree Protection	EACH	1
40.06	SPV.0060.507.01	Perennials & Native Grasses (Butterfly Milkweed, Potted, 1 GAL)	EACH	3
40.06	SPV.0060.507.02	Perennials & Native Grasses (Sand Coreopsis, Potted, 1 GAL)	EACH	3
40.06	SPV.0060.507.03	Perennials & Native Grasses (Purple Prairie Clover, Potted, 1 GAL)	EACH	4
40.06	SPV.0060.507.04	Perennials & Native Grasses (Purple Coneflower, Potted, 1 GAL)	EACH	3
40.06	SPV.0060.507.05	Perennials & Native Grasses (Blazing Star, Potted, 1 GAL)	EACH	7
40.06	SPV.0060.507.08	Perennials & Native Grasses (Black-eyed Susan, Potted, 1 GAL)	EACH	6
40.06	SPV.0060.507.11	Perennials & Native Grasses (Prairie Dropseed, Potted, 1 GAL)	EACH	2
40.06	SPV.0060.507.12	Perennials & Native Grasses (Canada Anemone, Potted, 1 GAL)	EACH	3
40.06	SPV.0060.507.13	Perennials & Native Grasses (Sky Blue Aster, Potted, 1 GAL)	EACH	3
40.06	SPV.0060.507.14	Perennials & Native Grasses (Prairie Smoke, Potted, 1 GAL)	EACH	6
40.06	SPV.0060.507.15	Perennials & Native Grasses (June Grass, Potted, 1 GAL)	EACH	4
40.06	SPV.0060.507.16	Perennials & Native Grasses (Jacob's Ladder, Potted, 1 GAL)	EACH	6
40.06	SPV.0060.501	Seeding	LB	3
40.07	SPV.0090.006	Concrete Curb Extension 6-Inch	LF	15
40.07	SPV.0090.011	Docking Guide Strip	LF	79
40.06	SPV.0090.401	Pedestrian Handrail	LF	44
40.02	SPV.0090.602	PVC Pipe 8-Inch	LF	88
40.06	SPV.0165.401	Concrete Sloped Walkway	SF	150

60631225P  
 CITY OF MADISON, DANE COUNTY, WI  
 CONTRACT NO. 60631225C  
 MISCELLANEOUS QUANTITIES  
 BUS RAPID TRANSIT  
 CITY OF MADISON  
 60631225P  
 MQ16-E



© 2008-2022 City of Madison, All Rights Reserved. All Other Rights Reserved. All Other Rights Reserved. All Other Rights Reserved.

MENDOTA STREET BUS/BIKE CONNECTOR ROADWAY WORK

SCC CODE	ITEM NUMBER	DESCRIPTION	UNITS	QUANTITY
40.01	204.0100	Removing Concrete Pavement	SY	30
40.01	204.0115	Removing Asphaltic Surface Butt Joints	SY	18
40.01	204.0120	Removing Asphaltic Surface Milling	SY	480
40.01	204.0150	Removing Curb & Gutter	LF	400
40.01	204.0155	Removing Concrete Sidewalk	SY	180
40.01	305.0100	Excavation Common	CY	270
10.02	305.0120	Base Aggregate Dense 1 1/4-Inch	TON	33
40.06	305.0120	Base Aggregate Dense 1 1/4-Inch	TON	45
40.07	305.0120	Base Aggregate Dense 1 1/4-Inch	TON	130
10.02	305.0130	Base Aggregate Dense 3-Inch	TON	37
40.07	305.0130	Base Aggregate Dense 3-Inch	TON	120
10.02	405.0100	Coloring Concrete WisDOT Red	CY	18
10.02	415.4100	Concrete Pavement Joint Filling	SY	97
40.06	455.0605	Tack Coat	GAL	10
40.07	455.0605	Tack Coat	GAL	57
40.06	460.2000	Incentive Density HMA Pavement	DOL	20
40.07	460.2000	Incentive Density HMA Pavement	DOL	70
40.07	460.6223	HMA Pavement 3 MT 58-28 S	TON	64
40.06	460.6224	HMA Pavement 4 MT 58-28 S	TON	30
40.07	460.6224	HMA Pavement 4 MT 58-28 S	TON	91
40.02	520.8000	Concrete Collars for Pipe	EACH	1
40.07	601.0409	Concrete Curb & Gutter 30-Inch Type A	LF	110
40.07	601.0411	Concrete Curb & Gutter 30-Inch Type D	LF	390
40.06	602.0410	Concrete Sidewalk 5-Inch	SF	340
40.06	602.0420	Concrete Sidewalk 7-Inch	SF	660
40.06	602.0515	Curb Ramp Detectable Warning Field Natural Patina	SF	60
40.02	608.0312	Storm Sewer Pipe Reinforced Concrete Class III 12-Inch	LF	79
40.02	611.0624	Inlet Covers Type H	EACH	1
40.02	611.3230	Inlets 2x3-FT	EACH	1
40.02	611.8110	Adjusting Manhole Covers	EACH	2
40.02	611.8115	Adjusting Inlet Covers	EACH	1
10.02	624.0100	Water	MGAL	1
40.06	624.0100	Water	MGAL	1
40.07	624.0100	Water	MGAL	5
40.06	625.0105	Topsoil	CY	16
40.08	628.1905	Mobilizations Erosion Control	EACH	1
40.08	628.1910	Mobilizations Emergency Erosion Control	EACH	1
40.06	628.2006	Erosion Mat Urban Class I Type A	SY	290
40.06	628.6505	Soil Stabilizer Type A	ACRE	0.1
40.02	628.7015	Inlet Protection Type C	EACH	9
40.06	629.0210	Fertilizer Type B	CWT	0.2
40.06	630.0500	Seed Water	MGAL	7
40.07	650.5500	Construction Staking Curb Gutter and Curb & Gutter	LF	310
40.07	650.7000	Construction Staking Concrete Pavement	LF	65
40.06	650.9000	Construction Staking Curb Ramps	EACH	2
40.01	690.0150	Sawing Asphalt	LF	300
40.01	690.0250	Sawing Concrete	LF	50
40.06	SPV.0060.001	Construction Staking Sidewalk	EACH	1
40.06	SPV.0060.002	Concrete Curb & Gutter Bike Ramp Special	EACH	1
40.06	SPV.0060.504.16	Trees (Flowering Crabapple, B&B, 2-IN)	EACH	1
40.06	SPV.0060.504.17	Trees (Prairie Fire Crabapple, B&B, 2-IN)	EACH	3
40.02	SPV.0060.618	Sanitary Sewer Tap	EACH	1
40.06	SPV.0085.501	Seeding	LB	5

REVISED 11/14/22 DJC

APPROVED BY	DATE
REVISION	DATE
DATE	BY
1	

60631225P  
 CITY OF MADISON, DANE COUNTY, WI  
 CONTRACT NO: 60631225C

MISCELLANEOUS QUANTITIES  
 BUS RAPID TRANSIT  
 CITY OF MADISON



60631225P  
 MQ17-E

COORDINATOR: [Name] | ADDRESS: [Address] | PHONE: [Phone] | FAX: [Fax] | EMAIL: [Email] | DATE: 11/14/22

STATION LOCATION: EAST WASHINGTON AVENUE AT MENDOTA STREET EB

SCC CODE	ITEM NUMBER	DESCRIPTION	UNITS	QUANTITY
40.01	201.0120	Clearing	ID	42
40.01	201.0220	Grubbing	ID	42
40.01	204.0100	Removing Concrete Pavement	SY	490
40.01	204.0110	Removing Asphaltic Surface	SY	9
40.01	204.0150	Removing Curb & Gutter	LF	30
40.01	204.0155	Removing Concrete Sidewalk	SY	140
40.01	204.0195	Removing Concrete Bases	EACH	1
40.01	204.9090.S.02	Removing Pedestrian Handrail	LF	95
40.01	205.0100	Excavation Common	CY	130
40.01	208.0100	Borrow	CY	48
20.01	305.0120	Base Aggregate Dense 1 1/4-Inch	TON	22
40.06	305.0120	Base Aggregate Dense 1 1/4-Inch	TON	79
10.03	415.0100	Concrete Pavement 10-Inch	SY	280
10.03	415.4100	Concrete Pavement Joint Filling	SY	340
40.07	416.0170	Concrete Driveway 7-Inch	SY	19
10.03	416.0610	Drilled Tie Bars	EACH	108
10.03	416.0620	Drilled Dowel Bars	EACH	41
10.03	455.0605	Tack Coat	GAL	0
40.06	460.2000	Incentive Density HMA Pavement	DOL	1
10.03	460.6223	HMA Pavement 3 MT 58-28 S	TON	1
10.03	460.6224	HMA Pavement 4 MT 58-28 S	TON	1
40.07	601.0205	Concrete Gutter 24-Inch	LF	75
40.07	601.0409	Concrete Curb & Gutter 30-Inch Type A	LF	23
40.07	601.0452	Concrete Curb & Gutter Integral 30-Inch Type D	LF	150
40.06	602.0410	Concrete Sidewalk 5-Inch	SF	1190
40.06	602.0420	Concrete Sidewalk 7-Inch	SF	1820
40.06	602.0515	Curb Ramp Detectable Warning Field Natural Patina	SF	70
20.01	624.0100	Water	MGAL	0.4
40.06	624.0100	Water	MGAL	4
40.06	625.0105	Topsoil	CY	2
40.08	628.1905	Mobilizations Erosion Control	EACH	1
40.08	628.1910	Mobilizations Emergency Erosion Control	EACH	1
40.06	628.2006	Erosion Mat Urban Class I Type A	SY	140
40.06	628.6505	Soil Stabilizer Type A	ACRE	0.03
40.02	628.7015	Inlet Protection Type C	EACH	2
40.06	629.0210	Fertilizer Type B	CWT	0.1
40.06	630.0500	Seed Water	MGAL	4
40.07	650.7000	Construction Staking Concrete Pavement	LF	300
40.06	650.9000	Construction Staking Curb Ramps	EACH	2
20.01	652.0235	Conduit Rigid Nonmetallic Schedule 40 3-Inch	LF	99

STATION LOCATION: EAST WASHINGTON AVENUE AT MENDOTA STREET EB CONTINUED

SCC CODE	ITEM NUMBER	DESCRIPTION	UNITS	QUANTITY
20.01	656.0200.332	Electrical Service Meter Breaker Pedestal (Mendota EB)	LS	1
40.01	690.0250	Sawing Concrete	LF	350
40.06	SPV.0060.001	Construction Staking Sidewalk	EACH	1
40.06	SPV.0060.002	Concrete Curb & Gutter Bike Ramp Special	EACH	1
40.06	SPV.0060.005	Coring Existing Sidewalk for New Railing	EACH	20
40.01	SPV.0060.243	Removing Street Lighting Assembly	EACH	1
20.01	SPV.0060.301	Platform Electrical Cabinet	EACH	1
20.01	SPV.0060.302	Platform Communication Cabinet	EACH	1
20.01	SPV.0060.303	Snow Melt System Shelter Type A1	EACH	1
20.01	SPV.0060.316	Shelter Photovoltaic System	EACH	1
20.01	SPV.0060.401	Reinforced Concrete Platform Type A1	EACH	1
20.01	SPV.0060.417	Platform Shelter Type A1	EACH	1
40.06	SPV.0060.504.13	Trees (Princeton Elm, B&B, 2-IN)	EACH	1
40.06	SPV.0060.507.01	Perennials & Native Grasses (Butterfly Milkweed, Potted, 1 GAL)	EACH	3
40.06	SPV.0060.507.02	Perennials & Native Grasses (Sand Coreopsis, Potted, 1 GAL)	EACH	3
40.06	SPV.0060.507.03	Perennials & Native Grasses (Purple Prairie Clover, Potted, 1 GAL)	EACH	4
40.06	SPV.0060.507.04	Perennials & Native Grasses (Purple Coneflower, Potted, 1 GAL)	EACH	3
40.06	SPV.0060.507.05	Perennials & Native Grasses (Blazing Star, Potted, 1 GAL)	EACH	7
40.06	SPV.0060.507.08	Perennials & Native Grasses (Black-eyed Susan, Potted, 1 GAL)	EACH	6
40.06	SPV.0060.507.11	Perennials & Native Grasses (Prairie Dropseed, Potted, 1 GAL)	EACH	2
40.06	SPV.0060.507.12	Perennials & Native Grasses (Canada Anemone, Potted, 1 GAL)	EACH	3
40.06	SPV.0060.507.13	Perennials & Native Grasses (Sky Blue Aster, Potted, 1 GAL)	EACH	3
40.06	SPV.0060.507.14	Perennials & Native Grasses (Prairie Smoke, Potted, 1 GAL)	EACH	6
40.06	SPV.0060.507.15	Perennials & Native Grasses (June Grass, Potted, 1 GAL)	EACH	4
40.06	SPV.0060.507.16	Perennials & Native Grasses (Jacob's Ladder, Potted, 1 GAL)	EACH	6
40.06	SPV.0085.501	Seeding	LB	3
40.07	SPV.0090.006	Concrete Curb Extension 6-Inch	LF	15
40.07	SPV.0090.011	Docking Guide Strip	LF	70
20.01	SPV.0090.301	Electrical Wire Lighting 3/0 AWG	LF	464
40.06	SPV.0090.401	Pedestrian Handrail	LF	107
40.06	SPV.0165.401	Concrete Sloped Walkway	SF	95

REVISED 11/14/22 DIC

1	11/14/22	DIC
1	11/14/22	BR
1	11/14/22	TR

60631225P

CITY OF MADISON, DANE COUNTY, WI

CONTRACT NO: 60631225C

MISCELLANEOUS QUANTITIES

BUS RAPID TRANSIT

CITY OF MADISON



60631225P

MQ19-F

STATION LOCATION: EAST WASHINGTON AVENUE AT THIERER ROAD - PORTAGE AVENUE EB

SCC CODE	ITEM NUMBER	DESCRIPTION	UNITS	QUANTITY
40.01	201.0120	Clearing	ID	8
40.01	201.0220	Grubbing	ID	8
40.01	204.0100	Removing Concrete Pavement	SY	580
40.01	204.0150	Removing Curb & Gutter	LF	10
40.01	204.0155	Removing Concrete Sidewalk	SY	78
40.01	204.0195	Removing Concrete Bases	EACH	2
40.02	204.0245.01	Removing Storm Sewer - 12 Inch or less	LF	88
40.01	205.0100	Excavation Common	CY	110
40.01	208.0100	Borrow	CY	44
10.02	305.0120	Base Aggregate Dense 1 1/4-Inch	TON	4
10.03	305.0120	Base Aggregate Dense 1 1/4-Inch	TON	16
20.01	305.0120	Base Aggregate Dense 1 1/4-Inch	TON	29
40.06	305.0120	Base Aggregate Dense 1 1/4-Inch	TON	65
10.02	305.0130	Base Aggregate Dense 3-Inch	TON	12
10.03	305.0130	Base Aggregate Dense 3-Inch	TON	42
10.02	405.0100	Coloring Concrete WisDOT Red	CY	37
10.02	415.0100	Concrete Pavement 10-Inch	SY	260
10.02	415.4100	Concrete Pavement Joint Filling	SY	480
10.02	416.0610	Drilled Tie Bars	EACH	120
10.02	416.0620	Drilled Dowel Bars	EACH	33
40.02	520.8000	Concrete Collars for Pipe	EACH	4
40.07	601.0205	Concrete Gutter 24-Inch	LF	75
40.07	601.0409	Concrete Curb & Gutter 30-Inch Type A	LF	10
40.07	601.0452	Concrete Curb & Gutter Integral 30-Inch Type D	LF	150
40.06	602.0410	Concrete Sidewalk 5-Inch	SF	790
40.06	602.0420	Concrete Sidewalk 7-Inch	SF	1480
40.06	602.0515	Curb Ramp Detectable Warning Field Natural Patina	SF	50
40.02	608.0312	Storm Sewer Pipe Reinforced Concrete Class III 12-Inch	LF	13
40.02	608.0330	Storm Sewer Pipe Reinforced Concrete Class III 30-Inch	LF	74
40.02	611.0535	Manhole Covers Type J-Special	EACH	1
40.02	611.0624	Inlet Covers Type H	EACH	2
40.02	611.2005	Manholes 5-FT Diameter	EACH	3
40.02	611.3230	Inlets 2x3-FT	EACH	1
40.02	611.9710	Salvaged Inlet Covers	EACH	1
20.01	624.0100	Water	MGAL	1
40.06	624.0100	Water	MGAL	1
40.06	625.0105	Topsoil	CY	12
40.08	628.1905	Mobilizations Erosion Control	EACH	1
40.08	628.1910	Mobilizations Emergency Erosion Control	EACH	1
40.06	628.2005	Erosion Mat Urban Class I Type A	SY	220
40.06	628.6505	Soil Stabilizer Type A	ACRE	0.04
40.02	628.7015	Inlet Protection Type C	EACH	2

STATION LOCATION: EAST WASHINGTON AVENUE AT THIERER ROAD - PORTAGE AVENUE EB CONTINUED

SCC CODE	ITEM NUMBER	DESCRIPTION	UNITS	QUANTITY
40.06	629.0210	Fertilizer Type B	CWT	0.1
40.06	630.0500	Seed Water	MGAL	5
40.07	650.7000	Construction Staking Concrete Pavement	LF	300
40.06	650.9000	Construction Staking Curb Ramps	EACH	2
20.01	652.0235	Conduit Rigid Nonmetallic Schedule 40 3-Inch	LF	20
20.01	656.0200.334	Electrical Service Meter Breaker Pedestal (Thierer EB)	LS	1
40.01	690.0250	Sawing Concrete	LF	360
40.06	SPV.0060.001	Construction Staking Sidewalk	EACH	1
40.06	SPV.0060.002	Concrete Curb & Gutter Bike Ramp Special	EACH	1
40.01	SPV.0060.243	Removing Street Lighting Assembly	EACH	2
20.01	SPV.0060.301	Platform Electrical Cabinet	EACH	1
20.01	SPV.0060.302	Platform Communication Cabinet	EACH	1
20.01	SPV.0060.303	Snow Melt System Shelter Type A1	EACH	1
20.01	SPV.0060.316	Shelter Photovoltaic System	EACH	1
20.01	SPV.0060.401	Reinforced Concrete Platform Type A1	EACH	1
20.01	SPV.0060.417	Platform Shelter Type A1	EACH	1
40.06	SPV.0060.501	Tree Protection	EACH	1
40.06	SPV.0060.504.11	Trees (American Sentry Linden, B&B, 2-IN)	EACH	1
40.06	SPV.0060.507.01	Perennials & Native Grasses (Butterfly Milkweed, Potted, 1 GAL)	EACH	3
40.06	SPV.0060.507.02	Perennials & Native Grasses (Sand Coreopsis, Potted, 1 GAL)	EACH	3
40.06	SPV.0060.507.03	Perennials & Native Grasses (Purple Prairie Clover, Potted, 1 GAL)	EACH	4
40.06	SPV.0060.507.04	Perennials & Native Grasses (Purple Coneflower, Potted, 1 GAL)	EACH	3
40.06	SPV.0060.507.05	Perennials & Native Grasses (Blazing Star, Potted, 1 GAL)	EACH	7
40.06	SPV.0060.507.08	Perennials & Native Grasses (Black-eyed Susan, Potted, 1 GAL)	EACH	6
40.06	SPV.0060.507.11	Perennials & Native Grasses (Prairie Dropseed, Potted, 1 GAL)	EACH	2
40.06	SPV.0060.507.12	Perennials & Native Grasses (Canada Anemone, Potted, 1 GAL)	EACH	3
40.06	SPV.0060.507.13	Perennials & Native Grasses (Sky Blue Aster, Potted, 1 GAL)	EACH	3
40.06	SPV.0060.507.14	Perennials & Native Grasses (Prairie Smoke, Potted, 1 GAL)	EACH	6
40.06	SPV.0060.507.15	Perennials & Native Grasses (June Grass, Potted, 1 GAL)	EACH	4
40.06	SPV.0060.507.16	Perennials & Native Grasses (Jacob's Ladder, Potted, 1 GAL)	EACH	6
40.02	SPV.0060.611	Inlet Cover R-1878-B7G	EACH	1
40.06	SPV.0085.501	Seeding	LB	4
40.07	SPV.0090.006	Concrete Curb Extension 6-Inch	LF	15
40.07	SPV.0090.011	Docking Guide Strip	LF	87
20.01	SPV.0090.301	Electrical Wire Lighting 3/0 AWG	LF	148
40.06	SPV.0090.401	Pedestrian Handrail	LF	40
40.02	SPV.0090.602	PVC Pipe 8-Inch	LF	110
40.06	SPV.0165.401	Concrete Sloped Walkway	SF	140

REVISED 11/07/22 DJC

ISSUE DATE	11/07/22
ISSUE BY	11/07/22
SCALE	
DATE	
BY	
DATE	
BY	

60631225P  
 CITY OF MADISON, DANE COUNTY, WI  
 CONTRACT NO: 60631225C

MISCELLANEOUS QUANTITIES  
 BUS RAPID TRANSIT  
 CITY OF MADISON



60631225P  
 MQ21-E

C:\work\country\110722\110722.ctb  
 11/07/22 11:07:22 AM  
 11/07/22

STATION LOCATION: EAST WASHINGTON AVENUE AT INDEPENDENCE LANE WB

SCC CODE	ITEM NUMBER	DESCRIPTION	UNITS	QUANTITY
40.01	201.0120	Clearing	ID	13
40.01	201.0220	Grubbing	ID	13
40.01	204.0100	Removing Concrete Pavement	SY	780
40.01	204.0115	Removing Asphaltic Surface Butt Joints	SY	10
40.01	204.0120	Removing Asphaltic Surface Milling	SY	220
40.01	204.0150	Removing Curb & Gutter	LF	240
40.01	204.0155	Removing Concrete Sidewalk	SY	190
40.01	204.0195	Removing Concrete Bases	EACH	2
40.01	204.9090.5.01	Removing Retaining Wall and Railing	LF	160
40.01	205.0100	Excavation Common	CY	170
40.01	208.0100	Borrow	CY	79
20.01	305.0120	Base Aggregate Dense 1 1/4-Inch	TON	22
40.06	305.0120	Base Aggregate Dense 1 1/4-Inch	TON	130
40.07	305.0120	Base Aggregate Dense 1 1/4-Inch	TON	13
40.07	305.0130	Base Aggregate Dense 3-Inch	TON	37
10.02	405.0100	Coloring Concrete WisDOT Red	CY	35
40.07	405.1000	Stamping Colored Concrete	CY	2
10.02	415.0100	Concrete Pavement 10-Inch	SY	120
40.07	415.0100	Concrete Pavement 10-Inch	SY	250
10.02	415.4100	Concrete Pavement Joint Filling	SY	350
40.07	415.4100	Concrete Pavement Joint Filling	SY	320
10.02	416.0610	Drilled Tie Bars	EACH	226
10.02	416.0620	Drilled Dowel Bars	EACH	141
40.07	455.0605	Tack Coat	EACH	16
40.07	460.2000	Incentive Density HMA Pavement	DOL	20
40.07	460.5224	HMA Pavement 4LT 58-28.5	TON	25
40.02	520.8000	Concrete Collars for Pipe	EACH	3
40.07	601.0205	Concrete Gutter 24-Inch	LF	75
40.07	601.0409	Concrete Curb & Gutter 30-Inch Type A	LF	43
40.07	601.0452	Concrete Curb & Gutter Integral 30-Inch Type D	LF	190
40.07	601.0600	Concrete Curb Pedestrian	LF	40
40.06	602.0410	Concrete Sidewalk 5-Inch	SF	1250
40.06	602.0420	Concrete Sidewalk 7-Inch	SF	2500
40.06	602.0515	Curb Ramp Detectable Warning Field Natural Patina	SF	100
40.02	608.0312	Storm Sewer Pipe Reinforced Concrete Class III 12-Inch	LF	5
40.02	611.0535	Manhole Covers Type J-Special	EACH	1
40.02	611.3230	Inlets 2x3-FT	EACH	1
40.02	611.8110	Adjusting Manhole Covers	EACH	2
40.02	611.8115	Adjusting Inlet Covers	EACH	1
40.02	611.9710	Salvaged Inlet Covers	EACH	1
40.07	620.0300	Concrete Median Sloped Nose	SF	43
10.02	624.0100	Water	MGAL	1
20.01	624.0100	Water	MGAL	0.4
40.06	624.0100	Water	MGAL	3
40.06	625.0105	Topsoil	CY	22
40.06	628.1905	Mobilizations Erosion Control	EACH	1
40.08	628.1910	Mobilizations Emergency Erosion Control	EACH	1
40.06	628.2006	Erosion Mat Urban Class 1 Type A	SY	100
40.06	628.6505	Soil Stabilizer Type A	ACRE	0.1
40.02	628.7015	Inlet Protection Type C	EACH	11
40.06	629.0210	Fertilizer Type B	CWT	0.3
40.06	630.0500	Seed Water	MGAL	10
40.07	650.7000	Construction Staking Concrete Pavement	LF	370
40.06	650.9000	Construction Staking Curb Ramps	EACH	5
20.01	652.0235	Conduit Rigid Nonmetallic Schedule 40 3-Inch	LF	19

STATION LOCATION: EAST WASHINGTON AVENUE AT INDEPENDENCE LANE WB CONTINUED

SCC CODE	ITEM NUMBER	DESCRIPTION	UNITS	QUANTITY
20.01	652.0615	Conduit Special 3-Inch	LF	176
40.01	690.0150	Sawing Asphalt	LF	15
40.01	690.0250	Sawing Concrete	LF	770
40.06	SPV.0060.001	Construction Staking Sidewalk	EACH	1
40.06	SPV.0060.002	Concrete Curb & Gutter Bike Ramp Special	EACH	1
20.01	SPV.0060.201	Install Electrical Pull Box Type I	EACH	1
40.01	SPV.0060.243	Removing Street Lighting Assembly	EACH	2
20.01	SPV.0060.301	Platform Electrical Cabinet	EACH	1
20.01	SPV.0060.302	Platform Communication Cabinet	EACH	1
20.01	SPV.0060.303	Snow Melt System Shelter Type A1	EACH	1
20.01	SPV.0060.316	Shelter Photovoltaic System	EACH	1
20.01	SPV.0060.401	Reinforced Concrete Platform Type A1	EACH	1
20.01	SPV.0060.417	Platform Shelter Type A1	EACH	1
40.06	SPV.0060.504.02	Trees (Autumn Blaze Freeman Maple, B&B, 2-IN)	EACH	1
40.06	SPV.0060.504.05	Trees (Kentucky Coffee Tree, B&B, 2-IN)	EACH	2
40.06	SPV.0060.504.06	Trees (Skyline Thornless Honey Locust, B&B, 2-IN)	EACH	1
40.06	SPV.0060.504.08	Trees (Swamp White Oak, B&B, 2-IN)	EACH	2
40.06	SPV.0060.504.09	Trees (Chinquapin Oak, B&B, 2-IN)	EACH	2
40.06	SPV.0060.504.11	Trees (American SENTRY Linden, B&B, 2-IN)	EACH	3
40.06	SPV.0060.504.13	Trees (Princeton Elm, B&B, 2-IN)	EACH	2
40.06	SPV.0060.504.15	Trees ('Autumn Brilliance' Apple Serviceberry, B&B, 2-IN)	EACH	1
40.06	SPV.0060.507.01	Perennials & Native Grasses (Butterfly Milkweed, Potted, 1 GAL)	EACH	3
40.06	SPV.0060.507.02	Perennials & Native Grasses (Sand Coreopsis, Potted, 1 GAL)	EACH	3
40.06	SPV.0060.507.03	Perennials & Native Grasses (Purple Prairie Clover, Potted, 1 GAL)	EACH	4
40.06	SPV.0060.507.04	Perennials & Native Grasses (Purple Coneflower, Potted, 1 GAL)	EACH	3
40.06	SPV.0060.507.05	Perennials & Native Grasses (Blazing Star, Potted, 1 GAL)	EACH	7
40.06	SPV.0060.507.08	Perennials & Native Grasses (Black-eyed Susan, Potted, 1 GAL)	EACH	6
40.06	SPV.0060.507.11	Perennials & Native Grasses (Prairie Dropseed, Potted, 1 GAL)	EACH	2
40.06	SPV.0060.507.12	Perennials & Native Grasses (Canada Anemone, Potted, 1 GAL)	EACH	3
40.06	SPV.0060.507.13	Perennials & Native Grasses (Sky Blue Aster, Potted, 1 GAL)	EACH	3
40.06	SPV.0060.507.14	Perennials & Native Grasses (Prairie Smoke, Potted, 1 GAL)	EACH	6
40.06	SPV.0060.507.15	Perennials & Native Grasses (June Grass, Potted, 1 GAL)	EACH	4
40.06	SPV.0060.507.16	Perennials & Native Grasses (Jacob's Ladder, Potted, 1 GAL)	EACH	6
40.02	SPV.0060.606	Storm Sewer Tap	EACH	3
40.02	SPV.0060.611	Inlet Cover R-1878-B7G	EACH	1
40.02	SPV.0060.613	Adjust Water Valve	EACH	4
40.02	SPV.0060.621	Sewer Cleanout	EACH	1
40.07	SPV.0060.633	Adjust MMSD Special	EACH	1
40.06	SPV.0085.501	Seeding	LB	7
40.07	SPV.0090.004	Concrete Curb & Gutter Integral 24-Inch Special	LF	240
40.07	SPV.0090.006	Concrete Curb Extension 6-Inch	LF	15
40.07	SPV.0090.011	Docking Guide Strip	LF	80
20.01	SPV.0090.302	Electrical Wire Lighting 4/0 AWG	LF	856
40.02	SPV.0090.602	PVC Pipe 8-Inch	LF	120
40.02	SPV.0090.612	PVC Pipe 12-Inch	LF	23
40.05	SPV.0165.403	Wall Modular Block Gravity Landscape (Independence)	SF	430

REVISED 11/02/22 DIC

60631225P

CITY OF MADISON, DANE COUNTY, WI


CONTRACT NO: 60631225C

---

MISCELLANEOUS QUANTITIES

BUS RAPID TRANSIT

CITY OF MADISON



60631225P

MQ22-E

STATION LOCATION: EAST WASHINGTON AVENUE AT INDEPENDENCE LANE EB

SCC CODE	ITEM NUMBER	DESCRIPTION	UNITS	QUANTITY
40.01	201.0120	Clearing	ID	15
40.01	201.0220	Grubbing	ID	15
40.01	204.0100	Removing Concrete Pavement	SY	500
40.01	204.0115	Removing Asphaltic Surface Butt Joints	SY	3
40.01	204.0120	Removing Asphaltic Surface Milling	SY	58
40.01	204.0150	Removing Curb & Gutter	LF	47
40.01	204.0155	Removing Concrete Sidewalk	SY	89
40.01	204.0195	Removing Concrete Bases	EACH	2
40.01	205.0100	Excavation Common	CY	130
40.01	208.0100	Borrow	CY	46
40.07	209.0300.S	Backfill Course Aggregate Size No. 1	CY	6
10.02	305.0120	Base Aggregate Dense 1 1/4-Inch	TON	26
40.06	305.0120	Base Aggregate Dense 1 1/4-Inch	TON	79
10.02	305.0130	Base Aggregate Dense 3-Inch	TON	10
10.02	405.0100	Coloring Concrete WisDOT Red	CY	47
10.02	415.0100	Concrete Pavement 10-Inch	SY	140
10.02	415.4100	Concrete Pavement Joint Filling	SY	408
10.02	416.0610	Drilled Tie Bars	EACH	111
10.02	416.0620	Drilled Dowel Bars	EACH	49
40.07	455.0605	Tack Coat	GAL	4
40.07	460.2000	Incentive Density HMA Pavement	DOL	7
40.07	460.6223	HMA Pavement 3 MT 58-28 S	TON	1
40.07	460.6224	HMA Pavement 4 MT 58-28 S	TON	7
40.02	520.8000	Concrete Collars for Pipe	EACH	2
40.07	601.0205	Concrete Gutter 24-Inch	LF	75
40.07	601.0409	Concrete Curb & Gutter 30-Inch Type A	LF	29
40.07	601.0411	Concrete Curb & Gutter 30-Inch Type D	LF	6
40.07	601.0452	Concrete Curb & Gutter Integral 30-Inch Type D	LF	140
40.06	602.0410	Concrete Sidewalk 5-Inch	SF	1290
40.06	602.0420	Concrete Sidewalk 7-Inch	SF	1410
40.06	602.0515	Curb Ramp Detectable Warning Field Natural Patina	SF	62
40.02	608.0312	Storm Sewer Pipe Reinforced Concrete Class III 12-Inch	LF	8
40.02	611.3004	Inlets 4-FT Diameter	EACH	1
40.02	611.9710	Salvaged Inlet Covers	EACH	1
40.02	612.0106	Pipe Underdrain 6-Inch	LF	200
10.02	624.0100	Water	MGAL	1
40.06	624.0100	Water	MGAL	2
40.06	625.0105	Topsoil	CY	24
40.08	628.1905	Mobilizations Erosion Control	EACH	1
40.08	628.1910	Mobilizations Emergency Erosion Control	EACH	1

STATION LOCATION: EAST WASHINGTON AVENUE AT INDEPENDENCE LANE EB CONTINUED

SCC CODE	ITEM NUMBER	DESCRIPTION	UNITS	QUANTITY
40.06	628.6505	Soil Stabilizer Type A	ACRE	0.1
40.02	628.7015	Inlet Protection Type C	EACH	5
40.06	629.0210	Fertilizer Type B	CWT	0.3
40.06	630.0500	Seed Water	MGAL	10
40.06	645.0112	Geotextile Type DF Schedule B	SY	110
40.07	650.7000	Construction Staking Concrete Pavement	LF	250
40.06	650.9000	Construction Staking Curb Ramps	EACH	2
20.01	652.0235	Conduit Rigid Nonmetallic Schedule 40 3-Inch	LF	63
20.01	652.0615	Conduit Special 3-Inch	LF	165
40.01	690.0150	Sawing Asphalt	LF	11
40.01	690.0250	Sawing Concrete	LF	390
40.06	SPV.0060.001	Construction Staking Sidewalk	EACH	1
40.06	SPV.0060.002	Concrete Curb & Gutter Bike Ramp Special	EACH	1
20.01	SPV.0060.201	Install Electrical Pull Box Type I	EACH	1
40.01	SPV.0060.243	Removing Street Lighting Assembly	EACH	2
20.01	SPV.0060.301	Platform Electrical Cabinet	EACH	1
20.01	SPV.0060.302	Platform Communication Cabinet	EACH	1
20.01	SPV.0060.303	Snow Melt System Shelter Type A1	EACH	1
20.01	SPV.0060.316	Shelter Photovoltaic System	EACH	1
20.01	SPV.0060.401	Reinforced Concrete Platform Type A1	EACH	1
20.01	SPV.0060.417	Platform Shelter Type A1	EACH	1
40.06	SPV.0060.501	Tree Protection	EACH	1
40.06	SPV.0060.507.01	Perennials & Native Grasses (Butterfly Milkweed, Potted, 1 GAL)	EACH	3
40.06	SPV.0060.507.02	Perennials & Native Grasses (Sand Coreopsis, Potted, 1 GAL)	EACH	3
40.06	SPV.0060.507.03	Perennials & Native Grasses (Purple Prairie Clover, Potted, 1 GAL)	EACH	4
40.06	SPV.0060.507.04	Perennials & Native Grasses (Purple Coneflower, Potted, 1 GAL)	EACH	3
40.06	SPV.0060.507.05	Perennials & Native Grasses (Blazing Star, Potted, 1 GAL)	EACH	7
40.06	SPV.0060.507.08	Perennials & Native Grasses (Black-eyed Susan, Potted, 1 GAL)	EACH	6
40.06	SPV.0060.507.11	Perennials & Native Grasses (Prairie Dropseed, Potted, 1 GAL)	EACH	2
40.06	SPV.0060.507.12	Perennials & Native Grasses (Canada Anemone, Potted, 1 GAL)	EACH	3
40.06	SPV.0060.507.13	Perennials & Native Grasses (Sky Blue Aster, Potted, 1 GAL)	EACH	3
40.06	SPV.0060.507.14	Perennials & Native Grasses (Prairie Smoke, Potted, 1 GAL)	EACH	6
40.06	SPV.0060.507.15	Perennials & Native Grasses (June Grass, Potted, 1 GAL)	EACH	4
40.06	SPV.0060.507.16	Perennials & Native Grasses (Jacob's Ladder, Potted, 1 GAL)	EACH	6
40.02	SPV.0060.606	Storm Sewer Tap	EACH	2
40.02	SPV.0060.611	Inlet Cover R-1878-B7G	EACH	1
40.02	SPV.0060.613	Adjust Water Valve	EACH	1
40.06	SPV.0085.501	Seeding	LB	8
40.07	SPV.0090.006	Concrete Curb Extension 6-Inch	LF	15
40.07	SPV.0090.011	Docking Guide Strip	LF	83
20.01	SPV.0090.302	Electrical Wire Lighting 4/0 AWG	LF	988
40.06	SPV.0090.401	Pedestrian Handrail	LF	32
40.02	SPV.0090.602	PVC Pipe 8-inch	LF	122
20.01	SPV.0105.306	Electrical Service CT Cabinet (Independence)	LS	1
40.06	SPV.0165.401	Concrete Sloped Walkway	SF	110



DATE	BY
1/17/22	11/17/22
1/17/22	11/17/22

60631225P  
 CITY OF MADISON, DANE COUNTY, WI  
 CONTRACT NO: 60631225C

MISCELLANEOUS QUANTITIES  
 BUS RAPID TRANSIT  
 CITY OF MADISON



60631225P  
 MQ23-E

FILE NAME: C:\DOCS\WECOLOGY\60631225P\Madison BT-Danville - Col - Quantities\Madison BT - 60631225P.rvt  
 LAST PLOT DATE: 11/17/22









SUN PRAIRIE PARK AND RIDE

SCC Code	ITEM NUMBER	DESCRIPTION	UNITS	QUANTITY
40.01	201.0105	Clearing	STA	1.00
40.01	201.0120	Clearing	ID	3.00
40.01	201.0205	Grubbing	STA	1.00
40.01	201.0220	Grubbing	ID	3.00
40.01	204.0150	Removing Curb & Gutter	LF	89.00
40.01	204.0155	Removing Concrete Sidewalk	SY	53.00
40.01	205.0100	Excavation Common	CY	82.00
40.06	305.0120	Base Aggregate Dense 1 1/4-Inch	TON	14.00
40.07	305.0120	Base Aggregate Dense 1 1/4-Inch	TON	61.00
40.07	305.0130	Base Aggregate Dense 3-Inch	TON	68.00
40.07	415.0100	Concrete Pavement 10-Inch	SY	132.00
40.07	415.4100	Concrete Pavement Joint Filling	SY	132.00
40.07	455.0605	Tack Coat	GAL	10.00
40.06	460.2000	Incentive Density HMA Pavement	DOL	10.00
40.07	460.6224	HMA Pavement 4 MT 58-28 S	TON	10.00
40.06	601.0411	Concrete Curb & Gutter 30-Inch Type D	LF	40.00
40.06	602.0410	Concrete Sidewalk 5-Inch	SF	1110.00
40.06	624.0100	Water	MGAL	2.90
40.06	625.0100	Topsoil	SY	112.00
40.06	628.2006	Erosion Mat Urban Class I Type A	SY	112.00
40.06	628.6505	Soil Stabilizer Type A	ACRE	0.02
40.06	629.0210	Fertilizer Type B	CWT	0.06
40.06	630.0500	Seed Water	MGAL	2.50
40.07	650.7000	Construction Staking Concrete Pavement	LF	80.00
40.01	690.0150	Sawing Asphalt	LF	219.00
40.01	690.0250	Sawing Concrete	LF	14.00
40.07	715.0720	Incentive Compressive Strength Concrete Pavement	DOL	40.00
30.01	SPV.0060.416	Overhead Charger Foundation	EACH	1.00
30.01	SPV.0060.449	Sun Prairie Restroom and Electrical Building	EACH	1.00
40.02	SPV.0060.610	4' Dia. Sanitary Sewer Access Structure (SAS)	EACH	1.00
40.02	SPV.0060.632	Furnish & Install 2-Inch Service Lateral	EACH	1.00
40.06	SPV.0085.501	Seeding	LB	2.00
40.02	SPV.0090.603	4-Inch Sanitary Sewer Lateral	LF	141.00
40.02	SPV.0090.610	Select Fill for Sanitary Sewer	LF	141.00
20.01	SPV.0105.303	Sun Prairie PNR Site Electrical	LS	1.00
20.01	SPV.0105.308	Sun Prairie PNR Electrical Service	LS	1.00

ADDITIONAL 3	DATE	BY
REVISION	11/07/22	ALM
DATE	11/07/22	BY
DATE	11/07/22	BY

60631225P  
 CITY OF MADISON, DANE COUNTY, WI  
 CONTRACT NO: 60631225C

MISCELLANEOUS QUANTITIES  
 BUS RAPID TRANSIT  
 CITY OF MADISON



60631225P

City of Madison, Wisconsin  
 2022-2023  
 City of Madison, Wisconsin  
 2022-2023



EARTHWORK CAMPUS DRIVE EB

STATION	Distance	AREA (SF)				Incremental Vol (CY)				Cumulative Vol (CY)			Mass Ordinate
		Cut	Salvaged/ Unusable Pavement Material	Fill	Structure Backfill	Cut Note 1	Salvaged/ Unusable Pavement Material	Fill Note 3	Structure Backfill	Cut 1.00 Note 1	Fill 1.25	Structure Backfill 1.00	
1003+67'NB'		31.65	1.83	0	0	0		0		0		0	0
1003+75'NB'	8	32.70	1.83	0	0	9	1	0	0	9	0	0	9
1004+00'NB'	25	36.45	1.83	0	0	32	2	0	0	41	0	0	39
1004+25'NB'	25	39.50	1.83	0	0	35	2	0	0	76	0	0	72
1004+50'NB'	25	42.42	1.83	0	0	38	2	0	0	114	0	0	109
1004+67'NB'	17	44.80	1.83	0	0	28	1	0	0	142	0	0	135
1004+75'NB'	8	45.24	1.83	0	0	13	1	0	0	155	0	0	148
1005+00'NB'	25	46.09	1.83	0	0	42	2	0	0	197	0	0	188
1005+25'NB'	25	42.63	1.83	0	0	41	2	0	0	238	0	0	228
1005+50'NB'	25	42.00	1.83	0	0	39	2	0	0	278	0	0	265
1005+75'NB'	25	42.34	1.83	0	0	39	2	0	0	317	0	0	303
1006+00'NB'	25	42.53	1.83	0	0	39	2	0	0	356	0	0	340
1006+25'NB'	25	42.71	1.83	0	0	39	2	0	0	395	0	0	378
1006+50'NB'	25	42.04	1.83	0	0	39	2	0	0	435	0	0	415
1006+75'NB'	25	43.00	1.83	0	0	39	2	0	0	474	0	0	453
1007+00'NB'	25	52.73	1.83	0	0	44	2	0	0	518	0	0	496
1007+20'NB'	20	58.87	1.83	4.86	0.78	41	1	2	0	560	2	0	534
1007+25'NB'	5	59.59	1.83	3.75	1.20	11	0	1	0	571	3	0	543
1007+50'NB'	25	61.95	1.83	8.16	1.81	56	2	6	1	627	10	2	591
1007+75'NB'	25	61.11	1.83	7.93	1.80	57	2	7	2	684	19	4	637
1008+00'NB'	25	61.11	1.83	7.89	1.79	57	2	7	2	740	29	5	683
1008+25'NB'	25	59.33	1.83	7.45	1.76	56	2	7	2	796	37	7	728
1008+50'NB'	25	58.97	1.83	7.53	5.41	55	2	7	3	851	46	10	772
1008+63'NB'	13	58.23	1.83	5.07	5.96	28	1	3	3	879	50	13	796
1008+75'NB'	12	57.41	1.83	3.09	4.94	26	1	2	2	905	52	15	818
1009+00'NB'	25	57.19	1.83	3.35	2.79	53	2	3	4	958	56	19	866
1009+10'NB'	10	55.99	1.83	3.45	2.83	20	1	1	1	978	57	20	884
1009+20'NB'	11	55.95	1.83	3.46	2.82	22	1	1	1	1,000	59	21	903
1009+25'NB'	5	56.68	1.83	3.58	2.87	10	0	1	1	1,010	60	22	912
1009+50'NB'	25	57.73	1.83	4.25	3.12	53	2	4	3	1,063	64	24	959
1009+75'NB'	25	62.77	1.83	4.90	3.32	56	2	4	3	1,119	70	27	1,008
1010+00'NB'	25	73.61	1.83	7.44	4.80	63	2	6	4	1,182	77	31	1,062
1010+25'NB'	25	81.16	1.83	4.67	3.14	72	2	6	4	1,254	84	35	1,125
1010+50'NB'	25	68.56	1.83	2.27	2.05	69	2	3	2	1,323	88	37	1,189
1010+55'NB'	5	66.51	1.83	1.82	1.79	13	0	0	0	1,335	88	37	1,200
1010+75'NB'	20	54.01	1.83	0	0	45	1	1	1	1,380	89	38	1,243
1011+00'NB'	25	52.18	1.83	0	0	49	2	0	0	1,429	89	38	1,290
1011+25'NB'	25	50.53	1.83	0	0	48	2	0	0	1,477	89	38	1,336
1011+43'NB'	18	48.53	1.83	0	0	34	1	0	0	1,510	89	38	1,369
					1,510	53	71	38					

NOTES:

- (1) SALVAGED/UNUSABLE PAVEMENT MATERIAL IS INCLUDED IN CUT.
- (3) UNEXPANDED FILL VOLUME

(8) THE MASS ORDINATE + OR - QTY CALCULATED BETWEEN STATIONS. PLUS QUANTITY INDICATES AN EXCESS OF MATERIAL. MINUS QUANTITY INDICATES A SHORTAGE OF MATERIAL.

THROUGH	DATE	BY
REVISION		
ADDRESS		
DATE		
BY		

CITY OF MADISON, DANE COUNTY, WI  
 CONTRACT NO: 06031225C

MISCELLANEOUS QUANTITIES  
 BUS RAPID TRANSIT  
 CITY OF MADISON



0631225P

REVISED 11/8/22 MAS

MQ-46

**TRAFFIC SIGNAL FACES**

SIG. HEAD NO.	SIG. BASE NO.	SPV.0060.220	SPV.0060.224	SPV.0060.225
		INSTALL TRAFFIC SIGNAL HEADS 12-INCH 3-SECTION EACH	INSTALL TRAFFIC SIGNAL HEADS 16-INCH PEDESTRIAN WITH COUNTDOWN EACH	INSTALL BACKPLATES SIGNAL FACES 3-SECTION 12-INCH EACH
10	SB15	1		1
11	SB10	1		1
12	SB11	1		1
2A	SB14		1	
<b>TOTAL</b>		<b>3</b>	<b>1</b>	<b>3</b>

**CONCRETE BASES**

SIGNAL BASE NO.	LOCATION	SPV.0060.204
		CONCRETE BASES TYPE G EACH
SB11	207+3, 32' LT	1
SB14	206+62, 36' RT	1
SB15	206+35, 88' RT	1
<b>TOTAL</b>		<b>3</b>

**TRAFFIC SIGNAL EQUIPMENT**

SIG. BASE NO.	SPV.0060.273	SPV.0060.277	SPV.0060.280
	INSTALL PEDESTAL BASES EACH	INSTALL TRAFFIC SIGNAL STANDARDS ALUMINUM 13-FT EACH	INSTALL TRAFFIC SIGNAL STANDARDS ALUMINUM 10-FT EACH
SB11	1	1	
SB14	1		1
SB15	1	1	
<b>TOTAL</b>		<b>3</b>	<b>1</b>

**SIGNAL MOUNTING HARDWARE**

** LOCATION	SPV.0105.274
	INSTALL SIGNAL MOUNTING HARDWARE L.S.
W Johnson Street & Randall Avenue	1
<b>TOTAL</b>	<b>1</b>

**REMOVING TRAFFIC SIGNALS**

** LOCATION	SPV.0105.224
	REMOVING TRAFFIC SIGNALS L.S.
W Johnson Street & Randall Avenue	1
<b>TOTAL</b>	<b>1</b>

**REMOVING CONCRETE BASES**

SIGNAL BASE NO.	LOCATION	204.0195
		REMOVING CONCRETE BASES EACH
EXSB11	EXISTING	1
EXSB14	EXISTING	1
<b>TOTAL</b>		<b>2</b>

**TRAFFIC SIGNAL CABLE AND ELECTRICAL WIRE**

LOC.	TO	LOC.	655.0230	655.0240	655.0515
			CABLE TRAFFIC 5-14 AWG L.F.	CABLE TRAFFIC 7-14 AWG L.F.	ELECTRICAL WIRE TRAFFIC SIGNALS 10 AWG L.F.
CB1		SB14		66	66
SB13		SB14			38
CB1		SB15		90	
SB11		HEAD 12	19		
SB15		HEAD 10	19		
SB14		HEAD 2A	15		
<b>TOTAL</b>			<b>53</b>	<b>156</b>	<b>104</b>

**CONDUIT**

LOC.	TO	LOC.	LF
SB13		SB14	30
PB3		SB15	4
<b>TOTAL</b>			<b>34</b>

**INSTALL CONDUIT INTO EXISTING ITEM**

PULL BOX NO.	LOCATION	652.0700.S
		INSTALL CONDUIT INTO EXISTING ITEM EACH
PB1	EXISTING	2
PB3	EXISTING	2
<b>TOTAL</b>		<b>4</b>

**TRAFFIC DETECTOR LOOPS**

LOOP NO.	HOME RUN PB	** LOCATION	SIZE (FT) X (FT)	NO. OF TURNS	652.0900	SPV.0090.201	655.0800
					LOOP DETECTOR SLOTS L.F.	LOOP DETECTOR LEAD-IN CABLE SPECIAL L.F.	LOOP DETECTOR WIRE L.F.
81	PB3	206+24, 94' RT	6 X 10	3	41	65	126
82	SB14	206+44, 37' RT	6 X 6	3	40	56	116
					<b>81</b>	<b>121</b>	<b>242</b>

60631225P  
 CITY OF MADISON, DANE COUNTY, WI  
 CONTRACT NO: 60631225C  
 MISCELLANEOUS QUANTITIES: JOHNSON STREET AND RANDALL AVE  
 BUS RAPID TRANSIT  
 CITY OF MADISON  
 60631225P  
 MQ-44AS  
 REVISION 3  
 DATE 11/07/2022  
 DRAWN BY: ALCON  
 CHECKED BY: ALCON  
 DATE 11/07/2022  
 SCALE: NTS  
 FILE NAME: C:\broadway\cityofmadison\p12\bus\_rpt\bus\_rpt\_60631225.dwg

REVISED 11/07/2022 JWJ







Department of Public Works  
**Engineering Division**

Jim Wolfe, City Engineer

City-County Building, Room 115  
210 Martin Luther King, Jr. Boulevard  
Madison, Wisconsin 53703  
Phone: (608) 266-4751  
Fax: (608) 264-9275  
[engineering@cityofmadison.com](mailto:engineering@cityofmadison.com)  
[www.cityofmadison.com/engineering](http://www.cityofmadison.com/engineering)

**Deputy City Engineer**

Gregory T. Fries, P.E.

**Principal Architect 2**

Bryan Cooper, AIA

**Principal Engineer 2**

John S. Fahmey, P.E.

Chris Petykowski, P.E.

Janet Schmidt, P.E.

**Principal Engineer 1**

Christina M. Bachmann, P.E.

Mark D. Moder, P.E.

James M. Wolfe, P.E.

**Financial Manager**

Steven B. Danner-Rivers

November 30, 2022

NOTICE OF ADDENDUM  
ADDENDUM NO. 4  
CONTRACT NO. 8716

EAST-WEST BUS RAPID TRANSIT IMPROVEMENT

Revise and amend the contract document(s) for the above project as stated in this addendum, otherwise, the original document shall remain in effect.

Summary of modifications includes:

- Detail adjustments (curb details, curb type, etc.)
- Enhanced information per contractor requests

**SPECIFICATIONS:**

**REMOVE:** CONCRETE CURB & GUTTER 18-INCH TYPE A SPECIAL, ITEM SPV.0090.002 FROM ARTICLE 10-9.

**REMOVE:** ARTICLE 10-18 CONCRETE CURB & GUTTER 24-INCH TYPE A, SPV.0090.018.

**REVISE:** ARTICLE 11-5 REINFORCED CONCRETE PLATFORM TYPE ##, ITEM SPV.0060.4##. SECTION B AND C AS FOLLOWS

**B Materials**

The detectable warning fields on the platform shall be natural patina. Furnish the detectable warning fields per standard spec 602.2.

**C Construction**

Construct the detectable warning fields and the direction tile per standard spec 602.3.2.3.

**REVISE:** ARTICLE 14-8 METHYL METHACRYLATE RED, ITEM SPV.0165.101 SECTION B.3 SKID RESISTANCE AS FOLLOWS

**B.3 Skid Resistance**

The aggregate used in the Methyl-Methacrylate coating shall have a minimum hardness of 7.0 (Mohs scale). Upon application the material shall provide a minimum skid resistance value of 60 BPN when tested according to ASTM E 303 or minimum value of 40 when tested according to ASTM E 274.

Use aggregate per the manufacture's recommendation.

**ADD:** The following specification sections are issued for the first time with this Addendum and are included as part of the Architectural Special Provisions Package 1.

Section 071416 Cold Fluid-Applied Waterproofing

Section 101426 Post and Panel-Pylon Signage

Section 321726 Tactile Warning Surfacing

**PLANS:**

**Plan Set 1**

SHEET O-5 (REV 11/22/2022): Modified to remove solar panels from A4 platforms in table.

SHEET CD-2 (REV 11/28/2022): Modified to include a note for clarification.

SHEET CD-10 (REV 11/23/2022): Removed curb detail.

SHEET CD-10A (NEW 11/23/2022): Inserted new sheet with curb details and reference table.

SHEET CD-12 (REV 11/28/2022): Revised detail.

**Plan Set 2**

SHEET P-0W (REV 11/23/2022): Added gutter transition callouts.

SHEET P-13W (REV 11/23/2022): Revised curb type.

SHEET P-14W (REV 11/23/2022): Revised curb type.

SHEET P-15W (REV 11/23/2022): Revised curb type.

SHEET P-20W (REV 11/22/2022): Modified to include more station/offset information on proposed work and to change curb type.

SHEET P20-E (REV 11/28/2022): Modified to add pavement labels and modify sidewalk labels for additional clarity.

SHEET P21-E (REV 11/28/2022): Modified to add sidewalk labels for additional clarity.

**Plan Set 10**

SHEET S-S301 (REV 11/30/2022): Revised detail 2.

SHEET S-S401 (REV 11/30/2022): Revised details 1, 2, and 4.

**Plan Set 11**

SHEET MQ-16 (REV 11/29/2022): Revised quantities.

SHEET MQ-18 (REV 11/29/2022): Revised quantities.

SHEET MQ-19 (REV 11/29/2022): Revised quantities.

SHEET MQ-21 (REV 11/29/2022): Revised quantities.

SHEET MQ-23 (REV 11/29/2022): Revised quantities.

SHEET MQ-25 (REV 11/28/2022): Revised quantities.

SHEET MQ-26 (REV 11/28/2022): Revised quantities.

SHEET MQ-27 (REV 11/28/2022): Revised quantities.

SHEET MQ-28 (REV 11/28/2022): Revised quantities.

SHEET MQ-29 (REV 11/29/2022): Revised quantities.

SHEET MQ-31 (REV 11/29/2022): Revised quantities.

SHEET MQ-35 (REV 11/28/2022): Revised quantities.

SHEET MQ-36 (REV 11/28/2022): Revised quantities.

SHEET MQ18-E (REV 11/23/2022): Revised quantities. Shelter Photovoltaic System removed.

SHEET MQ-42 (REV 11/29/2022): Revised quantities.

**PROPOSAL:**

Summary of changes to the bid items and quantities are summarized in the table below. Bidders shall reference the complete set of bid items found on Bid Express.

<b>ACTION</b>	<b>ITEM NO.</b>	<b>DESCRIPTION</b>	<b>UNITS</b>	<b>QUANTITY CHANGE</b>
INCREASE QUANTITY	305.0120	Base Aggregate Dense 1 1/4-Inch	TON	+3
INCREASE QUANTITY	305.0130	Base Aggregate Dense 3-Inch	TON	+3
INCREASE QUANTITY	415.4100	Concrete Pavement Joint Filling	SY	+712
DECREASE QUANTITY	520.8000	Concrete Collars for Pipe	EACH	-1
DECREASE QUANTITY	608.0312	Storm Sewer Pipe Reinforced Concrete Class III 12-Inch	LF	-8
INCREASE QUANTITY	611.0535	Manhole Covers Type J-Special	EACH	+2
DECREASE QUANTITY	611.0624	Inlet Covers Type H	EACH	-1
INCREASE QUANTITY	611.0639	Inlet Covers Type H-S	EACH	+4
DECREASE QUANTITY	611.8110	Adjusting Manhole Covers	EACH	-6
INCREASE QUANTITY	611.8115	Adjusting Inlet Covers	EACH	+2
INCREASE QUANTITY	624.0100	Water	MGAL	+0.1
DECREASE QUANTITY	SPV.0060.316	Shelter Photovoltaic System	EACH	-1

ACTION	ITEM NO.	DESCRIPTION	UNITS	QUANTITY CHANGE
INCREASE QUANTITY	SPV.0090.001	Concrete Curb & Gutter 30-Inch Type A Special	LF	+20
DELETED ITEM	SPV.0090.002	Concrete Curb & Gutter 18-Inch Type A Special	LF	-90
INCREASE QUANTITY	SPV.0090.003	Concrete Curb & Gutter 24-Inch Type H Special	LF	+439
DELETED ITEM	SPV.0090.018	Concrete Curb & Gutter 24-Inch Type A	LF	-369
INCREASE QUANTITY	SPV.0165.401	Concrete Sloped Walkway	SF	+140

Please acknowledge this addendum on page E1 of the contract documents and/or in Section E: Bidder's Acknowledgement on Bid Express.

Electronic version of these documents can be found on the Bid Express web site at:

<http://www.bidexpress.com>

If you are unable to download plan revisions associated with the addendum, please contact the Engineering office at 608-266-4751 receive the material by another route.

Sincerely,



\_\_\_\_\_ for

Jim Wolfe  
City Engineer

JMW:cmb

Addendum 4: Requests for Information

**Q: The special provisions [for Red Methyl Methacrylate] state that concrete surfaces shall be shotblasted in addition to any other methods of preparation. I have not seen this stated before in any manufacturer's installation methods. Is this something new that the City is requiring?**

A: A conclusion of a study of various red colored pavement alternatives is that existing concrete shall be shotblast prior to primer applications to be able to achieve the desired product. Shotblasting is required for the BRT project where applying to existing concrete surfaces. Shotblasting is not required before applying MMA to concrete that is poured with the BRT project.

**Q: I think there's a discrepancy in the Project Overview on sheet O-5. There is an A4 shelter (east Washington Ave At Mendota St) that calls for solar. A4 is a smaller canopy and the drawings don't show solar included. Can you verify that solar is not included at this canopy? I show a total of 36 canopies with solar panels (not counting that A4)**

A: Correct, no solar on A4.

**Q: Please provide a material spec Material Spec for Waterproofing Planters; specification for the Directional Tile for Shelters;**

A: Refer to note on sheet A400 for cold fluid applied waterproofing on inside of the planter wall. See updated specification for the directional tile provided with Addendum 4.

**Q: Please provide details for: Concrete Curb & Gutter 30-Inch Type A Special, Concrete Curb & Gutter 18-Inch Type A Special, Concrete Curb & Gutter 24-Inch Type H Special, Concrete Curb & Gutter Integral 24-Inch Special, SPV 0060.448 Reinforced Concrete Platform without a Canopy, Concrete Curb Extension 6-in.**

A: See updated pdfs provided with Addendum 4.

**Q: We are looking for clarification on the finish on the steel for the shelters. They are calling for a mix of AESS (the coluk and perimeter) and hot dipped galvanized (where not exposed). Our suppliers approach is to prefabricate and make the structure in fully welded units, it's not practical to mix the finish. There is a section in the High performance coatings spec (3.6 B) that addresses painting over galvanized. This is possible, but won't give them the level of finish they would expect out of an AESS category 2 or 3. Our assumption is that any exposed steel is painted and not galvanized, and that any non-exposed steel can be a standard 2 coat painted finish.**

A: All structural steel is to be galvanized. In addition, paint all exposed steel per specification section 099600 FL – High-Performance Coatings. Galvanized AESS is called out as 051213.A in the plans.

**Q: I am requesting additional information on the Sun Prairie Park and Ride building (restroom and electrical room). The plan set does not seem to have all the drawings compared to the Junction Rd. Park and Ride. I am seeking drawings and depictions for Sun Prairie like the following from Junction Park and Ride; E1-Q, E-001, E004, E005.**

A: Junction Road and Sun Prairie restrooms/electrical rooms are intended to be the same buildings.

**Q: In looking at the drawings for the Junction Park and Ride "E001", they show Tankless waters heaters, Electric Wall heaters, and Electronic faucet valves with transformer. I am requesting information on whom should supply these pieces of equipment, for the comfort rooms?**

A: Contractor to provide services for the restroom buildings. The payment for the restroom buildings includes the mechanical, electrical, and plumbing systems per Article 12-1 Section E Payment. These systems include tankless water heaters, electric wall heaters, exhaust fans, a ductless air conditioning unit, and electronic faucet valves with transformer.

**Q: For the MONOLITHIC SIGNAGE, please provide specification. How does it anchor? Is it lit, and if so, what type of lighting? What is the finish (galvanized? painted?)**

A: Refer to added spec section: 101426 FL - Post and Panel-Pylon Signage

**Q: For the TRASH CANS, please provide specification, supplier, color, dual stream?, dome lid?**

A: Per the City of Madison trash cans at the shelters should be 32-38 gallon commercial with bonnet lid:

<https://www.treetopproducts.com/catalog/product/view/id/97132/s/comfort-series-receptacles/>

[https://www.uline.com/Product/Detail/H-5171BL/Outdoor-Trash-Cans/Courtyard-Trash-Can-Bonnet-Lid-36-Gallon-Black?pricode=WA9474&gadtype=pla&id=H-5171BL&gclid=Cj0KCCQIA-JacBhCOARIsAlxybyOdn5fZ\\_Gu4STfh9xbAZPjO64iG8kxJVfqXiCXVwTKvoicopy0kTEAaAkeDEALw\\_wcB](https://www.uline.com/Product/Detail/H-5171BL/Outdoor-Trash-Cans/Courtyard-Trash-Can-Bonnet-Lid-36-Gallon-Black?pricode=WA9474&gadtype=pla&id=H-5171BL&gclid=Cj0KCCQIA-JacBhCOARIsAlxybyOdn5fZ_Gu4STfh9xbAZPjO64iG8kxJVfqXiCXVwTKvoicopy0kTEAaAkeDEALw_wcB)

<https://alpineindustries.com/product/alpine-industries-outdoor-metal-slatted-trash-receptacle-with-rain-bonnet-lid-38-gallon/>

Per the City of Madison trash cans at the comfort station restrooms should be:

<https://www.zoro.com/rubbermaid-15-gal-plastic-round-trash-can-beige-fg816088beig/i/G0062921/>

<https://www.zoro.com/rubbermaid-commercial-15-gal-round-trash-can-fg816088beig/i/G4072693/>

<https://www.goavm.com/marshal-classic-container-round-polyethylene-15-gal-beige-ep-5601530.aspx>

**Q: For the PEDESTRIAN RAILING, please confirm all pedestrian railing is to be stainless steel, please clarify embedded sleeve material; specification calls out stainless steel, plans call out plastic...if plastic, sch 40 pvc pipe acceptable?**

A: All pedestrian railing is to be stainless steel including embedded sleeve material.

**Q: SHELTER QUESTIONS: Roof drain – please provide a specification/manufacturer**

A: Zurn Lateral Z125-85-90, JOSAM 24500-90, JR Smith 1025 Roof Drain or approved equal.

**Q: SHELTER QUESTIONS: Per typ. Plan sheet notes, please confirm finish on steel as interpreted below...under high performance coating spec, a color selection is listed, please confirm this color “Match RAL 9011 Graphite Black” is to be used for all painted steel:**

- **All steel 051200.A to be prime painted only; no galvanizing and no final paint needed**
- **all steel 051200.B to be galvanized only; no paint needed**
- **all steel 051213.A Please confirm that the AESS Portal Frames and HSS Tubes are to be primed only and painted black (no galvanizing).**

A: All structural steel is to be galvanized. In addition, paint all exposed steel per specification section 099600 FL – High-Performance Coatings. Galvanized AESS is called out as 051213.A in the plans. RAL 9011 Graphite Black is confirmed.

**Q: Is there a 3d model for the structural steel?**

A: No, only 2D CAD drawings for structural steel.

**Q: The plans and specs to not call out the color of the Platform Detectable Warning Fields or Directional Warning Fields.**

A: Natural patina.

**Q: Bid Item C1 Concrete Sidewalk 7 Inch. The only reference I see in the plans is sheet CD-20. This shows the thickened edge where the C1 sidewalk hits the structural slab. Is that the only difference between C1 Sidewalk and regular 7” Sidewalk?. I assume all drilled tie bars will be paid under that item, and there does not appear to be any reinforcement in that section.**

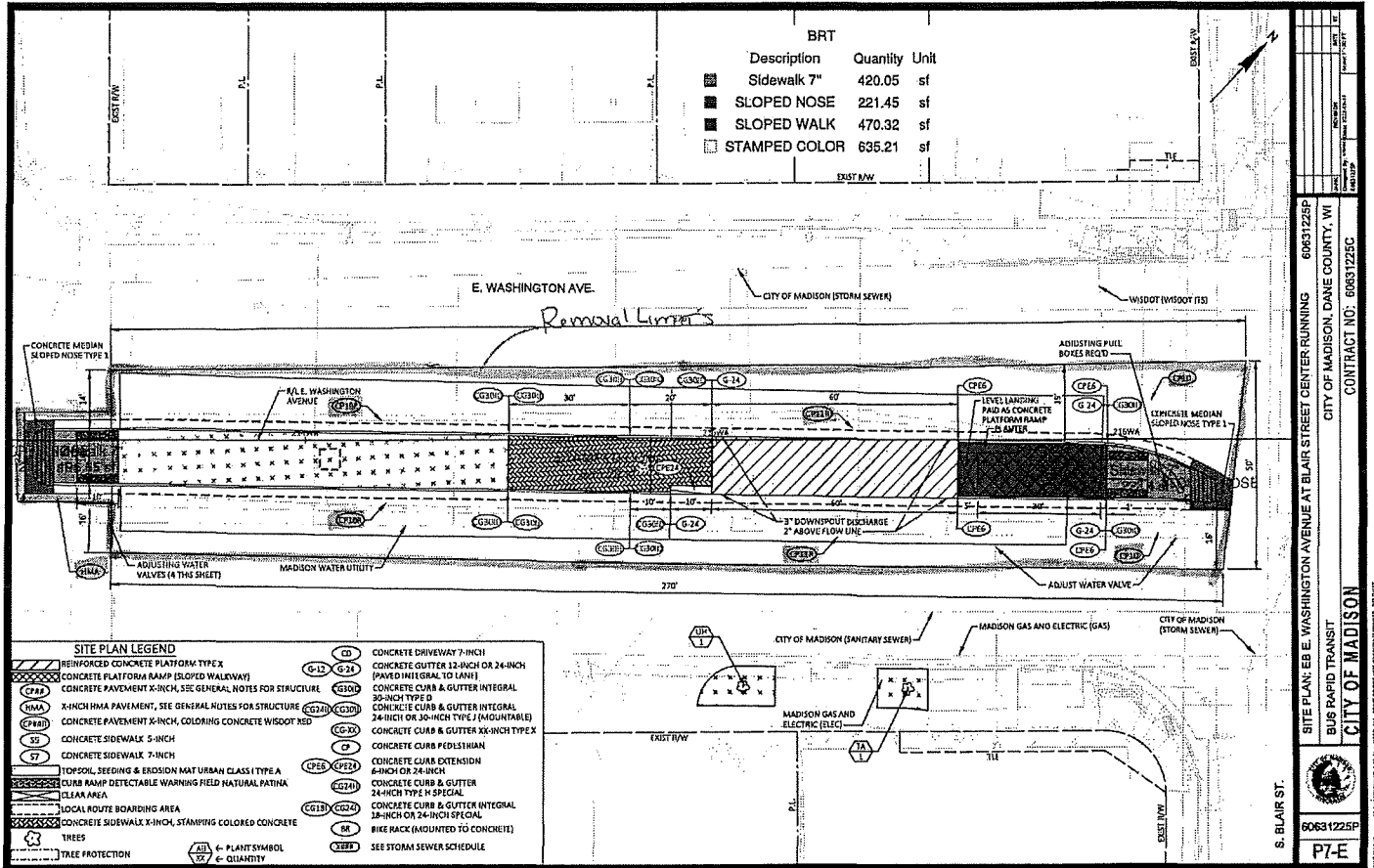
A: The C1 sidewalk item is a specific gradation for State Street (WB & EB) and Capitol Square (Martin Luther King Jr EB) locations. See article 10-20 for the reference to the City’s standard spec for requirements.

The referenced detail only applies to WB State Street at Gorham Street where there is existing structural slab in the sidewalk which requires the thickened edge and tie bars. Drilled tie bars to be paid separately and are quantified as such.

**Q: The planters appear to sit on top of the Concrete Platform ramp. Does the area under the planters get paid as Concrete Platform? If not, what is the section requirement.**

A: Yes.

For five questions below, refer to this drawing:



**Q: Can you confirm that the green line is removal limits?**

A: Yes. Intent is to remove to the nearest joint line. The green line represents the removal limits corresponding to the as-surveyed joint lines before the current construction project ongoing at Blair Street.

**Q: Between removal limits and curbs, where are the dividing lines between HMA patch, CPR10, CPR11 and CP10?**

A: HMA is at the west end where there is existing asphalt (west of points BSC79 & BSC80 shown on the Grading Plan G7-E). Purpose is to set the forms for the new curb as the median is being extended.

The red pavement is the entire "bus" lane from crosswalk to crosswalk/stop bar (nearest joint to referenced marking). This represents between BSC17 and BSC81 on the grading plans for EB; see Grading Plan G7-E for similar points used to denote WB. The 11" concrete pavement is quantified from the eastern crosswalk/stop bar to the end of the concrete platform extension in the bus lane on both sides of the station platform. All other roadway concrete pavement is 10" concrete pavement.

**Q: Is the area in red all paid as Concrete Platform Ramp (Sloped Walkway)?**

A: Yes.

**Q: Is the area in Pink all paid as sidewalk 7"?**

A: Yes.

**Q: Is the green all Sloped Nose?**

A: Yes.

**Q: Various clarification requests on materials and jointing related to Mendota Street WB and the Mendota Street connector.**

A: These clarifications are provided in the Addendum 4, see updated sheet CD-2, P20-E, and P21-E.

**Q: Please provide a spec for the Continuous Felt Bond Breaker between the Topping Slab and Foundation Slab at each shelter.**

A: Provide 30# asphalt-saturated organic felt, non-perforated, or approved equal.

**Q: Is GEOTEX® 1341NH polypropylene, staple fiber, needle-punched nonwoven geotextile acceptable for the breaker bond?**

A: Yes.

**Q: The current closing date is xxx. We would request a 2 week extension.**

A: The closing date referenced in the question was incorrect, the actual bid deadline is Dec 6, 2022 at 2:00 pm Central Time. There will not be an extension at this time.

**Q: Are the roofs in the shelters intended to be prefabricated and delivered or fabricated on site?**

A: It is the contractor's determination on how best to construct the shelters as long as it meets the plans and specifications.

**Q: The roof framing plans for all the shelters are contained in Drawings S-S200 to S-S204 but the A7 shelter is not listed on any roof framing plan sheets, can you explain that?**

A: Use the SHELTER TYPES A1, A2 & A5 ROOF FRAMING PLAN detail on sheet S-S200.

**Q: Will the mounting of the RTI signs and hanging brackets fall under the scope of the shelter supplier or the RTI sign manufacturer? Will these signs and brackets be free issued?**

A: Sign manufacturer will provide and install the brackets and signs.

**Q: Outside the shelters there will be a "Station Name" sign, labelled as Monolith Signage. Please confirm if this is a halo lighted sign and where we can find the details on its construction.**

A: Additional details and specifications are included for this item. See insert page number and specs.

**Q: At the shelter the ramp and stair railings are called out as stainless steel, however the perimeter railings on the platforms are called out on page 55 of Appendix C as 2" x 4" powder coated rectangular carbon steel tube post and rail. In order to provide consistency and to meet the below the roof AES C-3 paint specifications, would the agency consider allowing those railings to be stainless steel?**

A: The Campus Railing is specific to the requirements of the University to match their existing product and based on experience with railing materials. The powder coated tubes are required.

**Q: Would a fabricated alternative to the basis of design bench product that requires a cast aluminum be acceptable?**

A: Cast aluminum is not acceptable.

**Q: Would the agency consider any of the leaning rails and bench options in the attached document as approved equals to the basis of designs specified in the bid?**

A: No, these do not meet the design intent.

**Q: Can you please provide details on the trash cans?**

A: Per the City of Madison trash cans at the shelters should be 32-38 gallon commercial with bonnet lid:

<https://www.treetopproducts.com/catalog/product/view/id/97132/s/comfort-series-receptacles/>



[https://www.uline.com/Product/Detail/H-5171BL/Outdoor-Trash-Cans/Courtyard-Trash-Can-Bonnet-Lid-36-Gallon-Black?pricode=WA9474&gadtype=pla&id=H-5171BL&gclid=Cj0KCQiA-JacBhC0ARIsAlxybyOdn5fZ\\_Gu4STfh9xbAZPjO64iG8kxJVfqXiCXVwTKvoicopy0kTEAaAkeDEALw\\_wcB](https://www.uline.com/Product/Detail/H-5171BL/Outdoor-Trash-Cans/Courtyard-Trash-Can-Bonnet-Lid-36-Gallon-Black?pricode=WA9474&gadtype=pla&id=H-5171BL&gclid=Cj0KCQiA-JacBhC0ARIsAlxybyOdn5fZ_Gu4STfh9xbAZPjO64iG8kxJVfqXiCXVwTKvoicopy0kTEAaAkeDEALw_wcB)

<https://alpineindustries.com/product/alpine-industries-outdoor-metal-slatted-trash-receptacle-with-rain-bonnet-lid-38-gallon/>

Per the City of Madison trash cans at the comfort station restrooms should be:

<https://www.zoro.com/rubbermaid-15-gal-plastic-round-trash-can-beige-fg816088beig/i/G0062921/>

<https://www.zoro.com/rubbermaid-commercial-15-gal-round-trash-can-fg816088beig/i/G4072693/>

<https://www.goavm.com/marshal-classic-container-round-polyethylene-15-gal-beige-ep-5601530.aspx>

**Q: The roof flashing may not come precoated in the specified powder coat. Are the flashings to be made out of sheet metal or coiled material? What are the minimum lengths allowable for each piece?**

A: See Section 076200 "Sheet Metal Flashing and Trim."

**Q: The overflow drain with heat trays on each shelter – is this part of the Alternative Snow Melt System or a requirement with the shelters?**

A: Standard shelter.

**Q: The 12" x 6" hollow tub structure that makes up the roof perimeters have varying wall thicknesses across the different shelter types. Can that be standardized across all the roofs?**

A: Contractor needs to meet or exceed minimum thickness in plans.

**Q: Please confirm whether the shelter manufacturer is required to have a minimum number of custom BRT shelter projects in order to be qualified as a supplier on this project.**

A: There is not a minimum number of Custom BRT shelter projects needed to be qualified.

**Q: The windscreen glass all gets a print on the EVA lamination interlayer. When will a file be made available for this print? Also will it be the exact same print used on every varying width of glass?**

A: Contractor is to provide file based on the specifications, refer to Section 088000 – GLAZING. The pattern is to be the same on every varying width of glass.

**Q: There is a callout for a speaker adjacent to the Real Time Information display. Are there onboard speakers in the real time information display that might make the additional speaker unnecessary, or do we need to plan for that speaker to be mounted?**

A: Speakers that are to be used for public announcements are provided and installed by others are necessary and will need to be mounted by others to the canopy.

**Q: Can you please confirm that 8.5 on the Mohs scale is the standard that the aggregate must meet? Or if there is more current spec that would be acceptable to use?**

A: 7.0 on the Mohs scale is acceptable.

**Q: Is there additional information that can be provided (such as the particle size chart or gradation description) that would help suppliers and contractors know with confidence they using material that meets the spec of this project?**

A: Provide aggregate that meets the manufacture's recommendations.

**Q: I find a MQ44BS in the addendum plans, but the WORD doc says there should be a MQ44AB (with no specific mention of MQ44BS).**

**Seems like MQ44AS and MQ44BS are the 2-part replacement for MQ44S.**

**So my question is - Is there a MQ44AB somewhere that didn't make it to the plan set or is MQ44AB really MQ44BS?**

A: There is no MQAB that exists. The letter should have said MQ-44BS.

**Q: Various clarification requests on materials and jointing related to Mendota Street WB and the Mendota Street connector.**

A: These clarifications are provided in the Addendum 4, see updated sheet CD-2, P20-E, and P21-E.

## SECTION 071416 - COLD FLUID-APPLIED WATERPROOFING

### PART 1 - GENERAL

#### 1.1 SUMMARY

- A. Section Includes:
1. Polyurethane waterproofing.

#### 1.2 ACTION SUBMITTALS

- A. Product Data: For each type of product.
1. Include construction details, material descriptions, and tested physical and performance properties of waterproofing.
  2. Include manufacturer's written instructions for evaluating, preparing, and treating substrate.
- B. Shop Drawings:
1. Indicate locations and extent of waterproofing.
  2. Include details for substrate joints and cracks, sheet flashings, penetrations, inside and outside corners, tie-ins with adjoining waterproofing, and other termination conditions.

#### 1.3 INFORMATIONAL SUBMITTALS

- A. Qualification Data: For Installer.
- B. Field quality-control reports.
- C. Sample Warranties: For special warranties.

#### 1.4 QUALITY ASSURANCE

- A. Installer Qualifications: An entity that employs installers and supervisors who are trained and approved by waterproofing manufacturer.

#### 1.5 FIELD CONDITIONS

- A. Environmental Limitations: Apply waterproofing within the range of ambient and substrate temperatures recommended in writing by waterproofing manufacturer.
1. Do not apply waterproofing to a damp or wet substrate, when relative humidity exceeds 85 percent, or when temperatures are less than 5 deg F (3 deg C) above dew point.
  2. Do not apply waterproofing in snow, rain, fog or mist, or when such weather conditions are imminent during application and curing period.
- B. Maintain adequate ventilation during application and curing of waterproofing materials.

## 1.6 WARRANTY

- A. Manufacturer's Special Warranty: Manufacturer agrees to repair or replace waterproofing that fails in materials or workmanship within specified warranty period.
  - 1. Warranty Period: 10 years from date of Substantial Completion.

## PART 2 - PRODUCTS

### 2.1 SOURCE LIMITATIONS

- A. Obtain waterproofing materials from single source and from single manufacturer.

### 2.2 POLYURETHANE WATERPROOFING

- A. Provide one of the following:
- B. PUMA Waterproofing: Two-component, polyurethane-methacrylate; ASTM C1305; with the following properties measured in accordance with standard test methods referenced:
  - 1. Manufacturers: Subject to compliance with requirements, provide products by one of the following:
    - a. Henry Company; a Carlisle company.
    - b. Tremco Incorporated.
  - 2. Tensile Strength: 900 psi (6.2 MPa) minimum; ASTM D638.
  - 3. Elongation at Break: 400 percent minimum; ASTM D638.
  - 4. Water Vapor Permeance: 0.003 perm (0.172 ng/Pa x s x sq. m), maximum, ASTM E96/E96M.
- C. STPE Waterproofing: Single-component, silyl-terminated polyether.
  - 1. Manufacturers: Subject to compliance with requirements, provide products by the following:
    - a. W. R. Meadows, Inc.
  - 2. Tensile Strength: 900 psi (6.2 MPa) minimum; ASTM D638.
  - 3. Elongation at Break: 400 percent minimum; ASTM D638.
  - 4. Water Vapor Permeance: 0.003 perm (0.172 ng/Pa x s x sq. m), maximum, ASTM E96/E96M.
  - 5. Hydrostatic-Head Resistance: 100 psi (690 kPa) average; ASTM D751.

### 2.3 AUXILIARY MATERIALS

- A. General: Provide auxiliary materials recommended in writing by waterproofing manufacturer for intended use and compatible with one another and with waterproofing.
  - 1. Furnish liquid-type auxiliary materials that comply with VOC limits of authorities having jurisdiction.
- B. Primer: Manufacturer's standard primer, sealer, or surface conditioner; factory-formulated.
- C. Sheet Flashing: 50-mil- (1.3-mm-) minimum, nonstaining, uncured sheet neoprene.
  - 1. Adhesive: Manufacturer's recommended contact adhesive.

- D. Membrane-Reinforcing Fabric: Manufacturer's recommended fiberglass mesh or polyester fabric, manufacturer's standard weight.
- E. Joint Reinforcing Strip: Manufacturer's recommended fiberglass mesh or polyester fabric.
- F. Joint Sealant: Multicomponent polyurethane sealant, compatible with waterproofing; and as recommended by manufacturer for substrate and joint conditions.
  - 1. Backer Rod: Closed-cell polyethylene foam.

### PART 3 - EXECUTION

#### 3.1 EXAMINATION

- A. Examine substrates, areas, and conditions, with Installer present, for compliance with requirements and other conditions affecting performance of the Work.
  - 1. Verify that concrete has cured and aged for minimum time period recommended in writing by waterproofing manufacturer.
  - 2. Verify that substrate is visibly dry and within the moisture limits recommended in writing by manufacturer. Test for capillary moisture by plastic sheet method in accordance with ASTM D4263.
- B. Proceed with installation only after unsatisfactory conditions have been corrected.

#### 3.2 PREPARATION

- A. Clean, prepare, and treat substrates in accordance with manufacturer's written instructions. Provide clean, dust-free, and dry substrates for waterproofing application.
- B. Mask off adjoining surfaces not receiving waterproofing to prevent spillage and overspray affecting other construction.
- C. Close off deck drains and other deck penetrations to prevent spillage and migration of waterproofing fluids.
- D. Remove grease, oil, bitumen, form-release agents, paints, curing compounds, acid residues, and other penetrating contaminants or film-forming coatings from concrete.
  - 1. Abrasive blast clean concrete surfaces uniformly to expose top surface of fine aggregate in accordance with ASTM D4259 with a self-contained, recirculating, blast-cleaning apparatus. Remove material to provide a sound surface free of laitance, glaze, efflorescence, curing compounds, concrete hardeners, or form-release agents. Remove remaining loose material and clean surfaces in accordance with ASTM D4258.
- E. Remove fins, ridges, and other projections, and fill honeycomb, aggregate pockets, holes, and other voids.

### 3.3 PREPARATION AT TERMINATIONS, PENETRATIONS, AND CORNERS

- A. Prepare surfaces at terminations and penetrations through waterproofing and at expansion joints, drains, sleeves, and corners in accordance with waterproofing manufacturer's written instructions and to recommendations in ASTM C898/C898M and ASTM C1471/C1471M.
- B. Apply waterproofing in two separate applications, and embed a joint reinforcing strip in the first preparation coat when recommended by waterproofing manufacturer.

### 3.4 JOINT AND CRACK TREATMENT

- A. Prepare, treat, rout, and fill joints and cracks in substrate in accordance with waterproofing manufacturer's written instructions and to recommendations in ASTM C898/C898M and ASTM C1471/C1471M. Before coating surfaces, remove dust and dirt from joints and cracks in accordance with ASTM D4258.

### 3.5 INSTALLATION OF WATERPROOFING

- A. Apply waterproofing in accordance with manufacturer's written instructions and to recommendations in ASTM C898/C898M and ASTM C1471/C1471M.
- B. Start installing waterproofing in presence of manufacturer's technical representative.
- C. Apply primer over prepared substrate unless otherwise instructed in writing by waterproofing manufacturer.
- D. Cure waterproofing, taking care to prevent contamination and damage during application and curing.

### 3.6 FIELD QUALITY CONTROL

- A. Manufacturer's Field Service: Engage a site representative qualified by waterproofing membrane manufacturer to inspect substrate conditions, surface preparation, membrane application, flashings, protection, and drainage components and to furnish daily reports to Architect.
- B. Waterproofing will be considered defective if it does not pass tests and inspections.
- C. Prepare test and inspection reports.

### 3.7 PROTECTION

- A. Do not permit foot or vehicular traffic on unprotected membrane.
- B. Protect waterproofing from damage and wear during remainder of construction period.
- C. Correct deficiencies in or remove waterproofing that does not comply with requirements; repair substrates, reapply waterproofing, and repair sheet flashings.

END OF SECTION 071416

## SECTION 101426 - POST AND PANEL/PYLON SIGNAGE

### PART 1 - GENERAL

#### 1.1 SUMMARY

- A. Section Includes:
  - 1. Internally illuminated monolith signs.

#### 1.2 DEFINITIONS

- A. Illuminated: Illuminated by lighting source integrally constructed as part of the sign unit.

#### 1.3 COORDINATION

- A. Furnish templates and tolerance information for placement of sign-anchorage devices embedded in permanent construction by other installers.
- B. Furnish templates for placement of electrical service embedded in permanent construction by other installers.

#### 1.4 ACTION SUBMITTALS

- A. Product Data: For each type of product.
- B. Shop Drawings: For signage.
  - 1. Include fabrication and installation details and attachments to other work.
  - 2. Show sign mounting heights, locations of supplementary supports to be provided by other installers, and accessories.
  - 3. Show message list, typestyles, graphic elements, and layout for each sign at least half size.
  - 4. Show locations of electrical service connections.
  - 5. Include diagrams for power, signal, and control wiring.
- C. Samples for Initial Selection: For each type of sign assembly, exposed component, and exposed finish.
  - 1. Include representative Samples of available typestyles and graphic symbols.
- D. Samples for Verification: For each type of sign assembly, showing all components and with the required finish(es), in manufacturer's standard size unless otherwise indicated and as follows:
  - 1. Signs: Not less than 12 inches (300 mm) square, including corner and post.
- E. Delegated-Design Submittal: For signs indicated in "Performance Requirements" Article.
  - 1. Include structural analysis calculations for signs indicated to comply with design loads; signed and sealed by the qualified professional engineer responsible for their preparation.



## 1.5 INFORMATIONAL SUBMITTALS

- A. Qualification Data: For Installer and manufacturer.
- B. Evaluation Reports: For post-installed anchors and power-actuated fasteners, from ICC-ES or other qualified testing agency acceptable to authorities having jurisdiction.
- C. Sample Warranty: For special warranty.

## 1.6 CLOSEOUT SUBMITTALS

- A. Maintenance Data: For signs to include in maintenance manuals.

## 1.7 QUALITY ASSURANCE

- A. Installer Qualifications: Manufacturer of products.

## 1.8 FIELD CONDITIONS

- A. Field Measurements: Verify locations of anchorage devices and electrical service embedded in permanent construction by other installers by field measurements before fabrication, and indicate measurements on Shop Drawings.

## 1.9 WARRANTY

- A. Special Warranty: Manufacturer agrees to repair or replace components of signs that fail in materials or workmanship within specified warranty period.
  - 1. Failures include, but are not limited to, the following:
    - a. Deterioration of finishes beyond normal weathering.
    - b. Deterioration of embedded graphic image.
    - c. Separation or delamination of sheet materials and components.
  - 2. Warranty Period: Five years from date of Substantial Completion.

## PART 2 - PRODUCTS

### 2.1 PERFORMANCE REQUIREMENTS

- A. Delegated Design: Engage a qualified professional engineer, as defined in Section 014000 "Quality Requirements," to design sign structure and anchorage of monolith signs according to structural performance requirements.
- B. Structural Performance: Signs and supporting elements shall withstand the effects of gravity and other loads within limits and under conditions indicated.
  - 1. Uniform Wind Load: As indicated on Drawings.
  - 2. Concentrated Horizontal Load: As indicated on Drawings.
  - 3. Other Design Load: As indicated on Drawings.

4. Uniform and concentrated loads need not be assumed to act concurrently.

- C. Thermal Movements: For exterior signs, allow for thermal movements from ambient and surface temperature changes.
1. Temperature Change: 120 deg F (67 deg C), ambient; 180 deg F (100 deg C), material surfaces.
- D. Electrical Components, Devices, and Accessories: Listed and labeled as defined in NFPA 70, by a qualified testing agency, and marked for intended location and application.

## 2.2 MONOLITH SIGNS

- A. Monolith Sign: Sign of hollow-box configuration; with smooth, uniform surfaces and support assembly; with message and characters having uniform faces, sharp corners, and precisely formed lines and profiles; and as follows:
1. Illuminated Sign: Backlighting construction with LED lighting including transformers, insulators, and other accessories for operability, with provision for servicing and concealing connections to building electrical system. Use tight or sealed joint construction to prevent unintentional light leakage. Space lamps apart from each other and away from sign surfaces as needed to illuminate evenly.
    - a. Weeps: Provide weep holes to drain water at lowest part of exterior signs. Equip weeps with permanent baffles to block light leakage without inhibiting drainage.
  2. Hollow-Box Sign Frame: Entire perimeter framed with formed-aluminum sheet or extruded-aluminum, hollow-box-type frame with vertical edges attached to supports with aluminum fittings. Close top and bottom edges of panels with manufacturer's standard welded seams or extrusions.

## 2.3 MATERIALS

- A. Aluminum Sheet and Plate: ASTM B209 (ASTM B209M), alloy and temper recommended by aluminum producer and finisher for type of use and finish indicated.
- B. Aluminum Extrusions: ASTM B221 (ASTM B221M), alloy and temper recommended by aluminum producer and finisher for type of use and finish indicated.
- C. Steel Materials:
1. Metallic-Coated Steel Sheet: ASTM A653/A653M, G90 (Z275) coating, either commercial or forming steel.
  2. Steel Sheet: Uncoated, cold-rolled, ASTM A1008/A1008M, commercial steel, Type B, exposed or electrolytic zinc-coated, ASTM A879/A879M, Coating Designation 08Z (24G), with steel sheet substrate according to ASTM A1008/A1008M, commercial steel, exposed.
  3. Hot-Rolled, Structural-Steel Shapes: ASTM A36/A36M or ASTM A529/A529M.
  4. Steel Members Fabricated from Plate or Bar Stock: ASTM A529/A529M or ASTM A572/A572M, 42,000-psi (290-MPa) minimum yield strength.
  5. Steel Tubing or Pipe: ASTM A500/A500M, Grade B.
  6. Bolts for Steel Framing: ASTM A307 or ASTM F3125/F3125M, Grade A325 (Grade A325M) as necessary for design loads and connection details.

7. For steel exposed to view on completion, provide materials having flat, smooth surfaces without blemishes. Do not use materials whose surfaces exhibit pitting, seam marks, roller marks, rolled trade names, or roughness.
- D. Stainless-Steel Sheet: ASTM A240/A240M or ASTM A666, Type 316, stretcher-leveled standard of flatness.
- E. Acrylic Sheet: ASTM D4802, category as standard with manufacturer for each sign, Type UVF (UV filtering).
- F. Paints and Coatings for Sheet Materials: Inks, dyes, and paints that are recommended by manufacturer for optimum adherence to surface and are UV and water resistant for colors and exposure indicated.

## 2.4 ACCESSORIES

- A. Fasteners and Anchors: Manufacturer's standard as required for secure anchorage of signs, noncorrosive and compatible with each material joined, and complying with the following unless otherwise indicated:
  1. Use concealed fasteners and anchors unless indicated to be exposed.
  2. Inserts: Furnish inserts to be set by other installers into concrete or masonry work.
- B. Post-Installed Anchors: Fastener systems with bolts of same basic metal as fastened metal, if visible, unless otherwise indicated; with working capacity greater than or equal to the design load, according to an evaluation report acceptable to authorities having jurisdiction, based on ICC-ES AC01 or ICC-ES AC193 as appropriate for the substrate.
  1. Uses: Securing signs with imposed loads to structure.
  2. Material for Exterior or Interior Locations and Where Stainless Steel Is Indicated: Alloy Group 1 (A1) stainless-steel bolts, ASTM F593 (ASTM F738M), and nuts, ASTM F594 (ASTM F836M).
- C. Power-Actuated Anchors: Fastener systems with working capacity greater than or equal to the design load, according to an evaluation report acceptable to authorities having jurisdiction, based on ICC-ES AC70.
- D. Bituminous Paint: Cold-applied asphalt emulsion complying with ASTM D1187/D1187M.
- E. Anchoring Materials:
  1. Nonshrink, Nonmetallic Grout: Factory-packaged, nonstaining, noncorrosive, nongaseous grout complying with ASTM C1107/C1107M. Provide grout specifically recommended by manufacturer for interior and exterior applications.
  2. Anchoring Cement: Factory-packaged, nonshrink, nonstaining, hydraulic-controlled expansion cement formulation for mixing with water at Project site to create pourable anchoring, patching, and grouting compound.
    - a. Water-Resistant Product: At exterior locations, provide formulation that is resistant to erosion from water exposure without needing protection by a sealer or waterproof coating and that is recommended by manufacturer for exterior use.

## 2.5 FABRICATION

- A. General: Provide manufacturer's standard sign assemblies according to requirements indicated.
  - 1. Preassemble signs in the shop to greatest extent possible. Disassemble signs only as necessary for shipping and handling limitations. Clearly mark units for reassembly and installation, in locations concealed from view after final assembly.
  - 2. Mill joints to tight, hairline fit. Form assemblies and joints exposed to weather to resist water penetration and retention.
  - 3. Comply with AWS for recommended practices in welding and brazing. Provide welds and brazes behind finished surfaces without distorting or discoloring exposed side. Clean exposed welded and brazed joints of flux, and dress exposed and contact surfaces.
  - 4. Conceal fasteners and anchors unless indicated to be exposed; locate exposed fasteners where they will be inconspicuous.
  - 5. Internally brace signs for stability, to meet structural performance loading without oil-canning or other surface deformation, and for securing fasteners.

## 2.6 GENERAL FINISH REQUIREMENTS

- A. Protect mechanical finishes on exposed surfaces from damage by applying a strippable, temporary protective covering before shipping.
- B. Appearance of Finished Work: Noticeable variations in same piece are not acceptable. Variations in appearance of adjoining components are acceptable if they are within the range of approved Samples and are assembled or installed to minimize contrast.
- C. Directional Finishes: Run grain with long dimension of each piece and perpendicular to long dimension of finished trim or border surface unless otherwise indicated.
- D. Organic, Anodic, and Chemically Produced Finishes: Apply to formed metal after fabrication but before applying contrasting polished finishes on raised features unless otherwise indicated.

## 2.7 ALUMINUM FINISHES

- A. Baked-Enamel or Powder-Coat Finish: AAMA 2603 except with a minimum dry film thickness of 1.5 mils (0.04 mm). Comply with coating manufacturer's written instructions for cleaning, conversion coating, and applying and baking finish.

## 2.8 METALLIC-COATED STEEL FINISHES

- A. Surface Preparation: Clean surfaces of oil and other contaminants. Use cleaning methods that do not leave residue. After cleaning, apply a conversion coating compatible with the organic coating to be applied over it. Clean welds, mechanical connections, and abraded areas and apply galvanizing repair paint, complying with SSPC-Paint 20, to comply with ASTM A780/A780M.
- B. Baked-Enamel or Powder-Coat Finish: After cleaning and pretreating, apply manufacturer's standard two-coat, baked-on finish consisting of prime coat and thermosetting topcoat to a minimum dry film thickness of 2 mils (0.05 mm).

## 2.9 STEEL FINISHES

- A. Surface Preparation: Remove mill scale and rust, if present, from uncoated steel, and prepare for coating according to coating manufacturer's written instructions.
  - 1. For Baked-Enamel or Powder-Coat Finish: After cleaning, apply a conversion coating compatible with the organic coating to be applied over it.
- B. Baked-Enamel or Powder-Coat Finish: After cleaning and pretreating, apply manufacturer's standard two-coat, baked-on finish consisting of prime coat and thermosetting topcoat to a minimum dry film thickness of 2 mils (0.05 mm).

## 2.10 STAINLESS-STEEL FINISHES

- A. Surface Preparation: Remove tool and die marks and stretch lines, or blend into finish.
- B. Polished Finishes: Grind and polish surfaces to produce uniform finish, free of cross scratches.
  - 1. Dull Satin Finish: No. 6.

## PART 3 - EXECUTION

### 3.1 EXAMINATION

- A. Examine substrates, areas, and conditions, with Installer present, for compliance with requirements for installation tolerances and other conditions affecting performance of the Work.
- B. Verify that sign-support surfaces are within tolerances to accommodate signs.
- C. Verify that anchorage devices embedded in permanent construction are correctly sized and located to accommodate signs.
- D. Verify that electrical service is correctly sized and located to accommodate signs.
- E. Proceed with installation only after unsatisfactory conditions have been corrected.

### 3.2 INSTALLATION

- A. General: Install signs using installation methods indicated and according to manufacturer's written instructions.
  - 1. Install signs level, plumb, and at locations and heights indicated, with sign surfaces free of distortion and other defects in appearance.
  - 2. Install signs so they do not protrude or obstruct according to the accessibility standard.
  - 3. Before installation, verify that sign components are clean and free of materials or debris that would impair installation.
  - 4. Corrosion Protection: Coat concealed surfaces of exterior aluminum in contact with grout, concrete, masonry, wood, or dissimilar metals, with a heavy coat of bituminous paint.

3.3 ADJUSTING AND CLEANING

- A. Remove and replace damaged or deformed signs and signs that do not comply with specified requirements. Replace signs with damaged or deteriorated finishes or components that cannot be successfully repaired by finish touchup or similar minor repair procedures.
- B. Remove temporary protective coverings and strippable films as signs are installed.
- C. On completion of installation, clean exposed surfaces of signs according to manufacturer's written instructions, and touch up minor nicks and abrasions in finish. Maintain signs in a clean condition during construction and protect from damage until acceptance by Owner.

END OF SECTION 101426

## SECTION 321726 - TACTILE WARNING SURFACING

### PART 1 - GENERAL

#### 1.1 SUMMARY

- A. Section Includes:
  - 1. Directional Texture Surfacing.
- B. Related Requirements:
  - 1. Refer to Bid Item 11-5 for Detectable Warning Field tiles.

#### 1.2 ACTION SUBMITTALS

- A. Product Data: For each type of product.
- B. Samples for Verification: For each type of tactile warning surface, in manufacturer's standard sizes unless otherwise indicated, showing edge condition, truncated-dome pattern, texture, color, and cross section; with fasteners and anchors.

#### 1.3 CLOSEOUT SUBMITTALS

- A. Maintenance Data: For tactile warning surfacing, to include in maintenance manuals.

#### 1.4 PREINSTALLATION MEETINGS

- A. Preinstallation Conference: Conduct conference at Project site.

#### 1.5 PROJECT CONDITIONS

- A. Cold-Weather Protection: Do not use frozen materials or materials mixed or coated with ice or frost. Do not build on frozen subgrade or setting beds. Remove and replace unit paver work damaged by frost or freezing.
- B. Weather Limitations for Adhesive Application:
  - 1. Apply adhesive only when ambient temperature is above 50 deg F (10 deg C) and when temperature has not been below 35 deg F (2 deg C) for 12 hours immediately before application. Do not apply when substrate is wet or contains excess moisture.

#### 1.6 WARRANTY

- A. Special Warranty: Manufacturer agrees to repair or replace components of tactile warning surfaces that fail in materials or workmanship within specified warranty period.
  - 1. Failures include, but are not limited to, the following:

- a. Deterioration of finishes beyond normal weathering and wear.
  - b. Separation or delamination of materials and components.
2. Warranty Period: Five years from date of Substantial Completion.

## PART 2 - PRODUCTS

### 2.1 TACTILE WARNING SURFACING, GENERAL

- A. Accessibility Requirements: Comply with applicable provisions in the U.S. Architectural & Transportation Barriers Compliance Board's ADA-ABA Accessibility Guidelines for Buildings and Facilities and ICC A117.1 for tactile warning surfaces.
1. For tactile warning surfaces composed of multiple units, provide units that when installed provide consistent side-to-side and end-to-end dome spacing that complies with requirements.
- B. Source Limitations: Obtain each type of tactile warning surfacing, and fastener from single source with resources to provide materials and products of consistent quality in appearance and physical properties.

### 2.2 DIRECTIONAL TEXTURE TILES

- A. Surface-Applied Directional Bar Tile / Way-Finding Tiles:
1. Products: Subject to compliance with requirements, provide one of the following:
    - a. Armor-Tile Tactile Systems; Detectable Directional.
    - b. ADA Solutions Inc.; Wayfinding Surface.
- B. Material: Manufactured using a matte finish exterior grade homogeneous (uniform color throughout thickness of product) glass and carbon-reinforced, polyester-based Sheet Molding Compound (SMC) composite material. A matte finish will be required on the Directional Bar Tile for slip resistance performance. Use of Directional Bar Tile Products employing coatings or featuring layers of material with differing composition, performance, or color properties is prohibited.
- C. Color: Match adjacent detectable warning tiles.
- D. Geometry: Comply with CBC Figure 11B-705.2.
- E. Mounting: Semi-recessed with field set flush to adjacent finish surface adhered to pavement surface with adhesive and fastened with fasteners.

### 2.3 ACCESSORIES

- A. Fasteners and Anchors: Manufacturer's standard as required for secure anchorage of tactile warning surfaces, noncorrosive and compatible with each material joined, and complying with the following:
1. Furnish Type 316 stainless-steel fasteners for exterior use.
  2. Fastener Heads: For nonstructural connections, use flathead or oval countersunk screws and bolts with tamper-resistant heads, colored to match tile.



- B. Adhesive: As recommended by manufacturer for adhering tactile warning surfacing unit to pavement.

### PART 3 - EXECUTION

#### 3.1 EXAMINATION

- A. Verify that pavement is in suitable condition to begin installation according to manufacturer's written instructions. Verify that installation of tactile warning surfacing will comply with accessibility requirements upon completion.
- B. Proceed with installation only after unsatisfactory conditions have been corrected.

#### 3.2 INSTALLATION OF TACTILE WARNING SURFACING

- A. General: Prepare substrate and install tactile warning surfacing according to manufacturer's written instructions unless otherwise indicated.
- B. Place tactile warning surfacing units in dimensions and orientation indicated. Comply with location requirements of AASHTO MP 12.

#### 3.3 CLEANING AND PROTECTION

- A. Remove and replace tactile warning surfacing that is broken or damaged or does not comply with requirements in this Section. Remove in complete sections from joint to joint unless otherwise approved by Architect. Replace using tactile warning surfacing installation methods acceptable to Architect.
- B. Protect tactile warning surfacing from damage and maintain free of stains, discoloration, dirt, and other foreign material.

END OF SECTION 321726

STATION PLATFORM LOCATION	PLATFORM DIRECTION	PLATFORM LENGTH (FT)	PLATFORM WIDTH (FT)	PLATFORM HEIGHT (IN)	CANOPY SIZE	LONGITUDINAL SLOPE	CROSS SLOPE	PLATFORM DETAIL DWG NO.	DISCHARGE TYPE	STAIR RISE	HANDRAIL	SOLAR PANELS
JUNCTION ROAD	END OF LINE	60	10	13.5	20'-5" x 9'-6"	0.8%	1.50%	CURBSIDE CHARGING STATION (A6)	GRASS AREA AND CONNECT TO SEWER			
JUNCTION ROAD	END OF LINE	60	10	13.5	20'-5" x 9'-6"	1.5%	1.50%	CURBSIDE CHARGING STATION (A6)				
MINERAL POINT ROAD AT HIGH POINT ROAD	EB/WB	60	12	13.5	60'-6" x 11'-0"	2.2%	1.50%	CENTER (B1)	DIRECT CONNECT TO SEWER			YES
MINERAL POINT ROAD AT WESTFIELD ROAD	EB/WB	60	12	13.5	60'-6" x 11'-0"	1.5%	1.7-1.5%	CENTER (B1)	GRASS AREA AND PLANTERS			YES
MINERAL POINT ROAD AT GRAND CANYON DRIVE	EB/WB	60	12	13.5	60'-6" x 11'-0"	3.0%	1.50%	CENTER (B1)	DIRECT CONNECT TO SEWER			YES
MINERAL POINT ROAD AT ISLAND DRIVE	EB/WB	60	12	13.5	60'-6" x 11'-0"	0.6%	1.50%	CENTER (B1)	GRASS AREA AND PLANTERS			YES
MINERAL POINT ROAD AT ROSA ROAD	EB/WB	60	12	13.5	60'-6" x 11'-0"	0.8%	1.50%	CENTER (B1)	GRASS AREA AND PLANTERS			YES
WHITNEY WAY AT MINERAL POINT ROAD	EB/WB	60	12	13.5	60'-6" x 11'-0"	2.6-4.9%	2.7-1.3%	CENTER (B1)	DIRECT CONNECT TO SEWER			YES
WHITNEY WAY AT REGENT STREET	EB/WB	50	12	13.5	23'-5" X 9'-6"	1.2%	1.50%	REDUCED CENTER (C)	NO STORM SEWER			YES
SHEBOYGAN AVENUE AT EAU CLAIRE AVENUE	EB/WB	60	12	13.5	60'-6" x 11'-0"	1.1%	1.50%	CENTER (B1)	NO STORM SEWER			YES
SHEBOYGAN AVENUE AT SEGOE ROAD	WB	60	10	13.5	60'-6" x 9'-6"	2.4%	1.50%	CURBSIDE - ISLAND (A1)	NO STORM SEWER - GRASS AREA			YES
SHEBOYGAN AVENUE AT SEGOE ROAD	EB	60	10	13.5	60'-6" x 9'-6"	2.7%	1.50%	CURBSIDE CENTER (A7)				YES
UNIVERSITY AVENUE AT MIDVALE BOULEVARD	EB/WB	60	12	13.5	60'-6" x 11'-0"	0.9%	1.50%	CENTER (B1)				YES
UNIVERSITY AVENUE AT SHOREWOOD BOULEVARD	EB/WB	60	12	13.5	60'-6" x 11'-0"	0.4%	1.40%	CENTER (B1)	DIRECT CONNECT TO SEWER			YES
UNIVERSITY AVENUE AT UNIVERSITY BAY DRIVE	EB/WB	60	12	13.5	60'-6" x 11'-0"	0.5%	1.50%	CENTER (B1)	DIRECT CONNECT TO SEWER			YES
UNIVERSITY AVENUE AT ORCHARD STREET	WB	60	10	13.5	60'-6" x 9'-6"	0.3%	1.50%	CURBSIDE (A2)	DIRECT CONNECT TO SEWER	1 RISER 7.0"		YES
JOHNSON STREET AT ORCHARD STREET	EB	60	10	13.5	60'-6" x 9'-6"	0.5%	1.50%	CURBSIDE (A2)	DIRECT CONNECT TO SEWER	1 RISER 7.0"	NO	YES
UNIVERSITY AVENUE AT EAST CAMPUS MALL	WB	60	10	13.5	60'-6" x 9'-6"	0.5%	1.50%	CURBSIDE (A1)				YES
UNIVERSITY AVENUE AT EAST CAMPUS MALL	SB	60	10	13.5	N/A	0.3%	1.50%	NO CANOPY				YES
JOHNSON STREET AT EAST CAMPUS MALL	EB	60	10	13.5	60'-6" x 9'-6"	1.1%	1.50%	CURBSIDE (A1)	NO STORM SEWER			YES
STATE STREET - GORHAM STREET	WB	50	10	13.5	23'-5" X 9'-6"	1.6-1.7%	1.50%	REDUCED CURBSIDE (A4)	DISCHARGE TO FLOWLINE	1 RISERS 6"	NO	YES
STATE STREET - JOHNSON STREET	EB	50	10	13.5	23'-5" X 9'-6"	2.3%	1.50%	REDUCED CURBSIDE (A3)	DIRECT CONNECT TO INLET *	1 RISER 6"	NO	YES
CAPITOL SQUARE - MIFFLIN STREET AT WISCONSIN AVENUE	WB	60	10	13.5	60'-6" x 9'-6"	1.0%	1.50%	CURBSIDE (A2)	DIRECT CONNECT TO INLET *	2 RISERS 5.67"	YES	YES
CAPITOL SQUARE - MAIN STREET AT MARTIN LUTHER KING BOULEVARD	EB	60	10	13.5	60'-6" x 9'-6"	1.4%	1.50%	CURBSIDE (A2)	DIRECT CONNECT TO INLET *	2 RISERS 5.55"	YES	YES
EAST WASHINGTON AVENUE AT BLAIR STREET	EB/WB	60	14	13.5	60'-6" X 13'-0"	4.3%	1.30%	CENTER (B2)	DISCHARGE TO FLOWLINE			YES
EAST WASHINGTON AVENUE AT PATERSON STREET	EB/WB	60	14	13.5	60'-6" X 13'-0"	0.2-0.4%	1.5-0.5%	CENTER (B2)	DIRECT CONNECT TO INLET *			YES
EAST WASHINGTON AVENUE AT BALDWIN STREET	EB/WB	60	14	13.5	60'-6" X 13'-0"	0.5%	1.50%	CENTER (B2)	DIRECT CONNECT TO INLET *			YES
EAST WASHINGTON AVENUE AT FIRST STREET	EB/WB	60	12	13.5	60'-6" X 11'-0"	3.4-3.5%	1.5-1.4%	CENTER (B1)	DIRECT CONNECT TO INLET			YES
EAST WASHINGTON AVENUE AT FOURTH STREET	EB/WB	60	14	13.5	60'-6" X 13'-0"	0.8%	1.50%	CENTER (B2)	DIRECT CONNECT TO INLET			YES
EAST WASHINGTON AVENUE AT MILWAUKEE-NORTH STREET	WB	60	10	13.5	60'-6" X 9'-6"	0.4%	1.00%	CURBSIDE CENTER (A5)	DIRECT CONNECT TO INLET			YES
EAST WASHINGTON AVENUE AT MILWAUKEE-NORTH STREET	EB	60	10	13.5	60'-6" X 9'-6"	1.2%	0.80%	CURBSIDE CENTER (A5)	DIRECT CONNECT TO MANHOLE			YES
EAST WASHINGTON AVENUE AT MARQUETTE STREET	EB/WB	60	14	13.5	60'-6" X 13'-0"	0.4%	1.50%	CENTER (B2)	DIRECT CONNECT TO INLET *			YES
EAST WASHINGTON AVENUE AT MELVIN COURT-RETHKE AVENUE	EB/WB	60	14	13.5	60'-6" X 13'-0"	0.4%	1.5-1.3%	CENTER (B2)	DIRECT CONNECT TO INLET *			YES
EAST WASHINGTON AVENUE AT WRIGHT STREET - FAIR OAKS AVENUE	EB/WB	60	12	13.5	60'-6" X 11'-0"	1.6%	1.50%	CENTER (B1)	DIRECT CONNECT TO INLET			YES
WRIGHT STREET AT ANDERSON STREET	WB	60	10	13.5	60'-6" X 9'-6"	1.0%	1.50%	CURBSIDE - ISLAND (A2)	DISCHARGE TO FLOWLINE - NO TLE			YES
WRIGHT STREET AT ANDERSON STREET	EB	60	10	13.5	60'-6" X 9'-6"	1.1%	1.50%	CURBSIDE - ISLAND (A1)	DIRECT CONNECT TO INLET	1 RISER 6.5"	NO	YES
EAST WASHINGTON AVENUE AT MENDOTA STREET	WB	50	10	13.5	23'-5" X 9'-6"	0.5%	1.50%	REDUCED CURBSIDE (A4)	GRASS OUTLET ON SIDE OF PLATFORM			YES
EAST WASHINGTON AVENUE AT MENDOTA STREET	EB	60	10	13.5	60'-6" X 9'-6"	0.6%	1.50%	CURBSIDE - ISLAND (A1)	DISCHARGE TO FLOWLINE	1 RISER 6.5"	NO	YES
EAST WASHINGTON AVENUE AT THERIER ROAD - PORTAGE AVENUE	WB	60	10	13.5	60'-6" X 9'-6"	0.4%	1.50%	CURBSIDE - ISLAND (A1)	DIRECT CONNECT TO INLET *			YES
EAST WASHINGTON AVENUE AT THERIER ROAD - PORTAGE AVENUE	EB	60	10	13.5	60'-6" X 9'-6"	0.4%	1.50%	CURBSIDE - ISLAND (A1)	DIRECT CONNECT TO INLET *			YES
EAST WASHINGTON AVENUE AT INDEPENDENCE LANE	WB	60	10	13.5	60'-6" X 9'-6"	1.1%	1.50%	CURBSIDE - ISLAND (A1)	DIRECT CONNECT TO INLET			YES
EAST WASHINGTON AVENUE AT INDEPENDENCE LANE	EB	60	10	13.5	60'-6" X 9'-6"	1.3%	1.50%	CURBSIDE - ISLAND (A1)	DIRECT CONNECT TO INLET			YES
EAST WASHINGTON AVENUE AT EAST SPRINGS DRIVE	WB	60	10	13.5	60'-6" X 9'-6"	2.9%	1.50%	CURBSIDE - ISLAND (A1)	GRASS OUTLET ON SIDE OF PLATFORM			YES
EAST WASHINGTON AVENUE AT EAST SPRINGS DRIVE	EB	60	10	13.5	60'-6" X 9'-6"	2.4%	1.50%	CURBSIDE - ISLAND (A2)	GRASS OUTLET ON SIDE OF PLATFORM			YES
HANSON ROAD TEST PLATFORM	EB/WB	60	12	13.5	N/A	0.3%	1.50%	NO CANOPY				YES

\* DOWNSPOUT ORIENTATION FLIPPED TO FRONT STATION

PLATFORM & CANOPY TYPE	TOTAL
CURBSIDE (A1)	2
CURBSIDE (A2)	4
CURBSIDE - ISLAND (A1)	8
CURBSIDE - ISLAND (A2)	2
REDUCED CURBSIDE (A3)	1
REDUCED CURBSIDE (A4)	2
CURBSIDE CENTER (A5)	2
CURBSIDE CHARGING STATION (A6)	2
CURBSIDE CENTER (A7)	1
CENTER (B1)	12
CENTER (B2)	6
REDUCED CENTER (C)	1
NO CANOPY	2

REVISED 11/22/22 MEM

REVISED 11/07/22 MEM

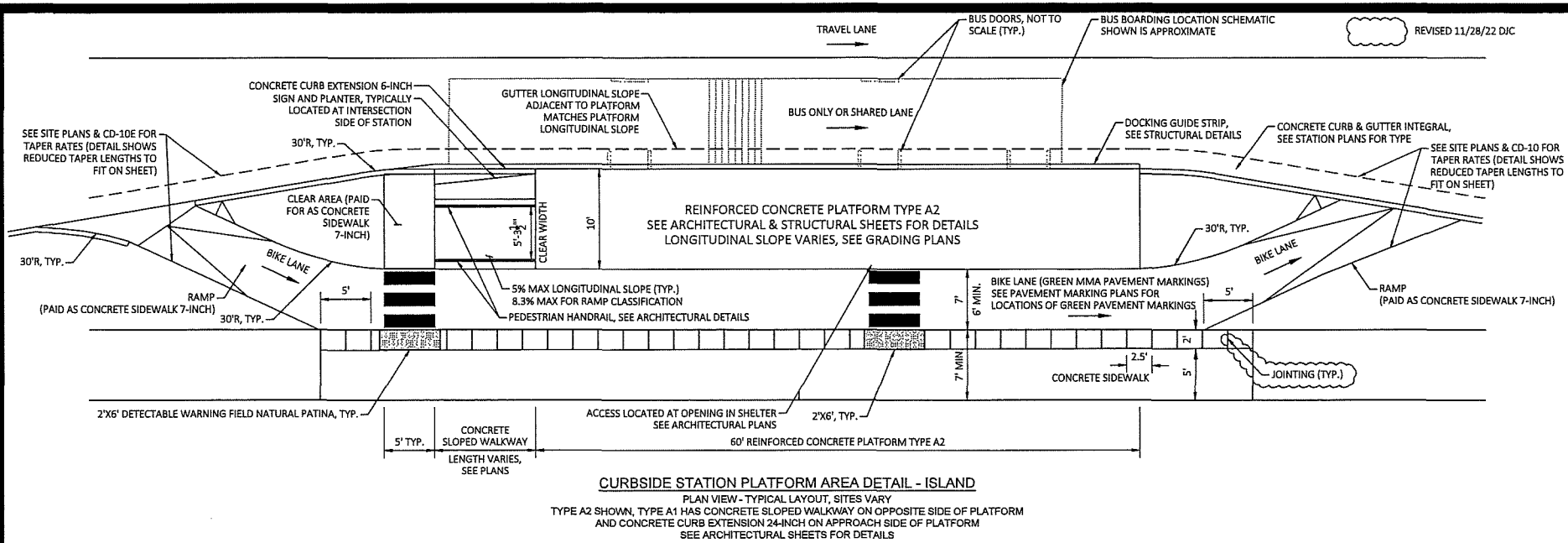
60631225P  
 CITY OF MADISON, DANE COUNTY, WI  
 CONTRACT NO: 60631225C

PROJECT OVERVIEW  
 BUS RAPID TRANSIT  
 CITY OF MADISON

60631225P  
 0-5

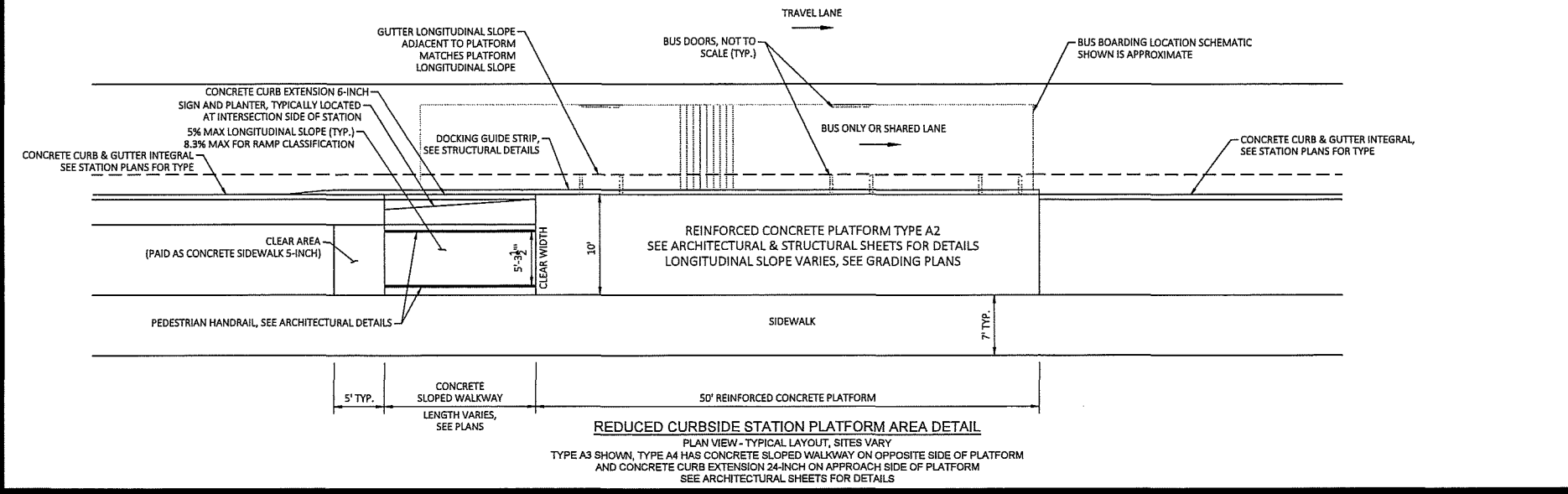
FILE NAME: C:\P\WORKING\ACOM\_0320\_NA\_2019\MGM\N\ACOM\COM\0320\0320-02\02-10.DWG  
 LAST PLOT DATE: 2022-11-22

60631225P  
 0-5



**CURBSIDE STATION PLATFORM AREA DETAIL - ISLAND**

PLAN VIEW - TYPICAL LAYOUT, SITES VARY  
 TYPE A2 SHOWN, TYPE A1 HAS CONCRETE SLOPED WALKWAY ON OPPOSITE SIDE OF PLATFORM  
 AND CONCRETE CURB EXTENSION 24-INCH ON APPROACH SIDE OF PLATFORM  
 SEE ARCHITECTURAL SHEETS FOR DETAILS



**REDUCED CURBSIDE STATION PLATFORM AREA DETAIL**

PLAN VIEW - TYPICAL LAYOUT, SITES VARY  
 TYPE A3 SHOWN, TYPE A4 HAS CONCRETE SLOPED WALKWAY ON OPPOSITE SIDE OF PLATFORM  
 AND CONCRETE CURB EXTENSION 24-INCH ON APPROACH SIDE OF PLATFORM  
 SEE ARCHITECTURAL SHEETS FOR DETAILS

DATE	11/28/22	BY	DJC
REVISION	4	DATE	
WORK	ADDENDUM	DATE	
DESIGNED BY	ADDENDUM	DATE	
CHECKED BY	ADDENDUM	DATE	
SCALE	1/8" = 1'-0"		

60631225P  
 CITY OF MADISON, DANE COUNTY, WI  
 CONTRACT NO.: 60631225C

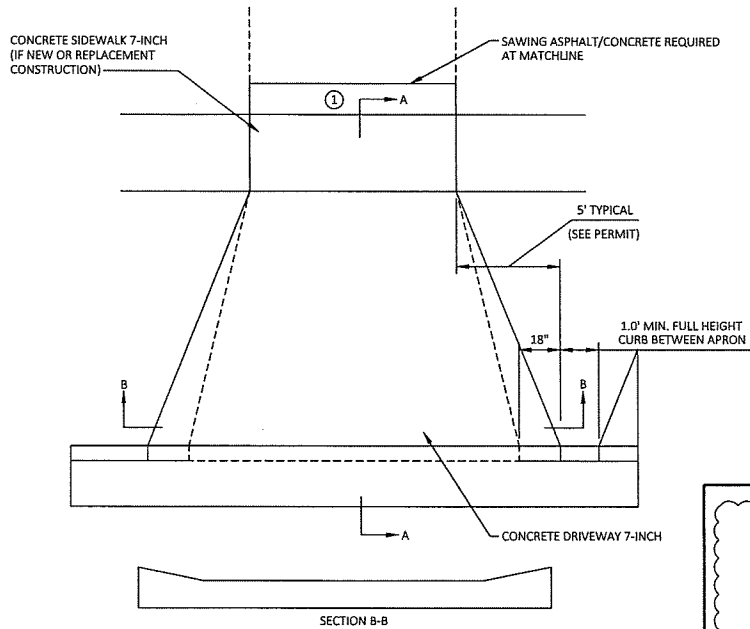
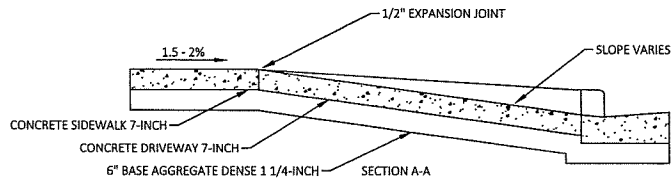
CONSTRUCTION DETAILS  
 BUS RAPID TRANSIT  
 CITY OF MADISON



60631225P

CD-2

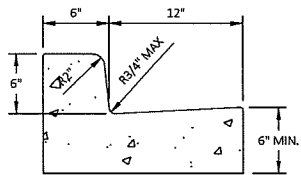
FILE NAME: C:\WORKING\BUREAU\B272\A\JOB\CD031246\60631225P\CD-2.DWG  
 LAYOUT NAME: 02  
 LAST PLOT DATE: 2022-11-29



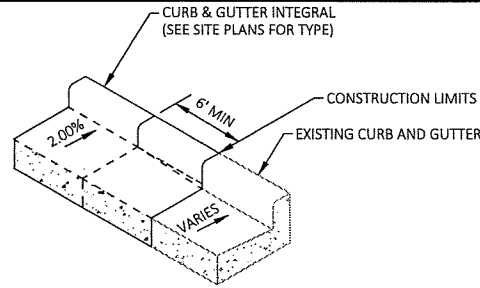
**CONCRETE DRIVE APRON DETAIL**

① FOR ASPHALT DRIVEWAYS PLACE 3.5 INCHES ASPHALTIC SURFACE DRIVEWAYS AND FIELD ENTRANCES OVER 8 INCHES BASE AGGREGATE DENSE 1 1/4-INCH UNLESS NOTED OTHERWISE.

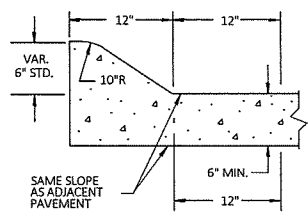
FOR CONCRETE DRIVEWAYS PLACE CONCRETE DRIVEWAY 7-INCH OVER 6-INCHES BASE AGGREGATE DENSE 1 1/4-INCH.



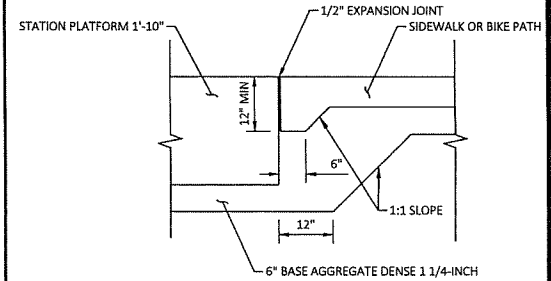
**CONCRETE CURB & GUTTER 18-INCH TYPE D**



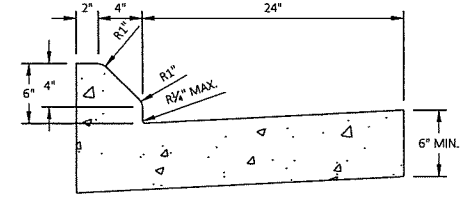
**STATION CURB AND GUTTER SLOPE TRANSITION DETAIL**  
TRANSITION GUTTER SLOPES OVER 6' MINIMUM



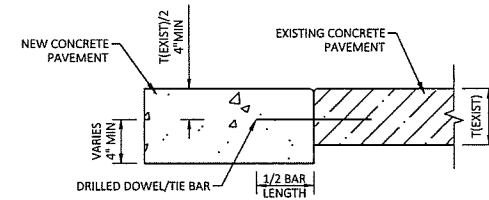
**CONCRETE CURB & GUTTER INTEGRAL 24-INCH TYPE J (MOUNTABLE)**



**SIDEWALK OR PATH DETAIL AT PLATFORM**  
INCREASED PAVEMENT DEPTH AT PLATFORM ONLY REQUIRED AT LOCATIONS WHERE PLATFORM AND SIDEWALK ARE AT THE SAME ELEVATION



**CONCRETE CURB & GUTTER 30-INCH TYPE J**



**DRILLED DOWEL/TIE BARS**

TIE BARS USED FOR LONGITUDINAL JOINTS AT ABUTTING CONCRETE PAVEMENT  
DOWEL BARS USED FOR TRANSVERSE JOINTS AT ABUTTING CONCRETE PAVEMENT

KEEP THE CLEAR DISTANCE TO DOWEL/TIE BAR AT 1/2 THE THICKNESS OF EXISTING CONCRETE PAVEMENT IN LOCATIONS WHERE EXISTING CONCRETE PAVEMENT IS LESS THAN 8\"/>

USE 18\"/>

SEE DETAILS WISDOT S.D.D. CONCRETE PAVEMENT LONGITUDINAL JOINTS AND TIES AND WISDOT S.D.D. URBAN DOWELED CONCRETE PAVEMENT FOR SPACING DETAILS

REVISED 11/14/2022 ADT/CTL

ADDITIONAL	DATE
11/23/22 ADT	
11/23/22 CTL	
DATE	BY
2022-11-23	
DESIGNED BY	DATE
60631225P	

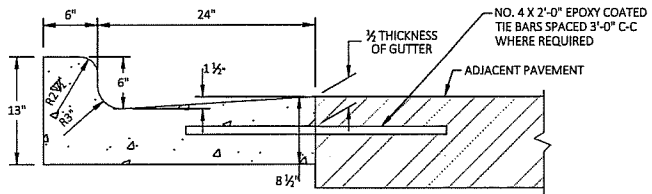
60631225P  
CITY OF MADISON, DANE COUNTY, WI  
CONTRACT NO: 60631225C

CONSTRUCTION DETAILS  
BUS RAPID TRANSIT  
CITY OF MADISON

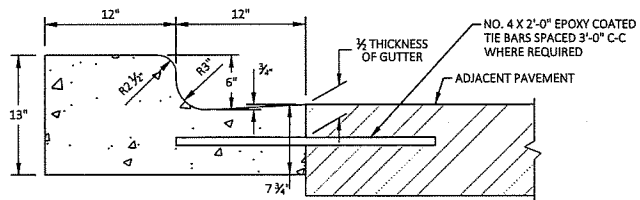


60631225P

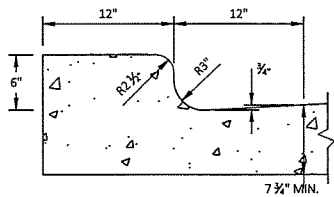
CD-10



CONCRETE CURB & GUTTER 30-INCH TYPE A SPECIAL



CONCRETE CURB & GUTTER 24-INCH TYPE H SPECIAL



CONCRETE CURB & GUTTER INTEGRAL 24-INCH SPECIAL

CONCRETE CURB & GUTTER STANDARD DETAIL DRAWING (SDD) REFERENCE TABLE	
CONCRETE CURB & GUTTER 30-INCH TYPE A	WISDOT SDD 08D01
CONCRETE CURB & GUTTER 30-INCH TYPE D	WISDOT SDD 08D01
CONCRETE CURB & GUTTER INTEGRAL 30-INCH TYPE D	WISDOT SDD 08D01
CONCRETE CURB & GUTTER INTEGRAL 18-INCH SPECIAL	CITY OF MADISON SDD 3.08

DATE	11/23/22	ADT	
BY			
SCALE	NTS		
REVISION			
APPROVAL			
DESIGNED BY	60631225P		
CHECKED BY			

60631225P  
CITY OF MADISON, DANE COUNTY, WI  
CONTRACT NO: 60631225C

CONSTRUCTION DETAILS  
BUS RAPID TRANSIT  
CITY OF MADISON



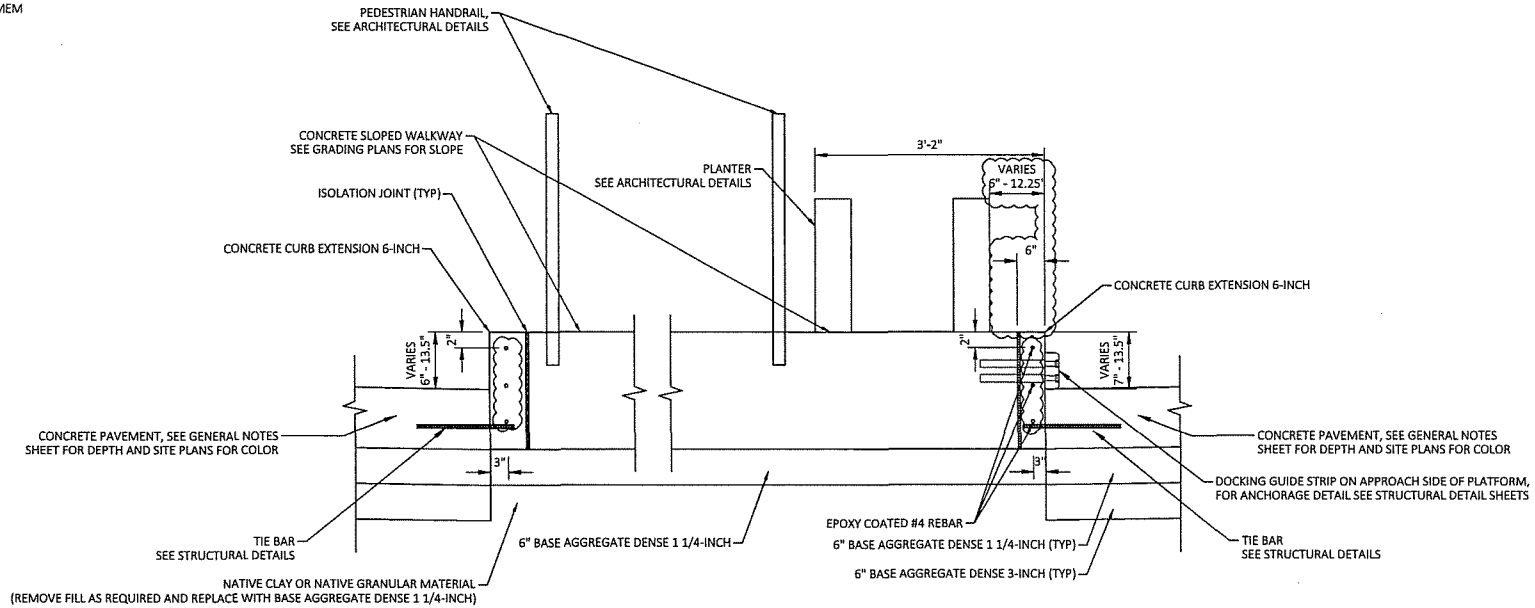
60631225P

CD-10A

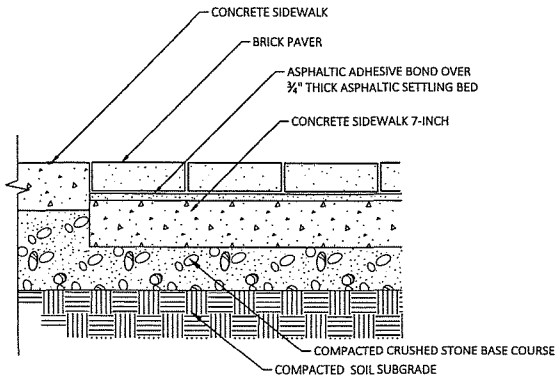
REVISED 11/23/2022 ADT

FILENAME: C:\WORKSPACE\60631225P\_01\_18\BUSRPT\CD\CD10A\CD10A.DWG  
 LAST PLOT DATE: 2022-11-23  
 LAYOUT NAME: ADDA

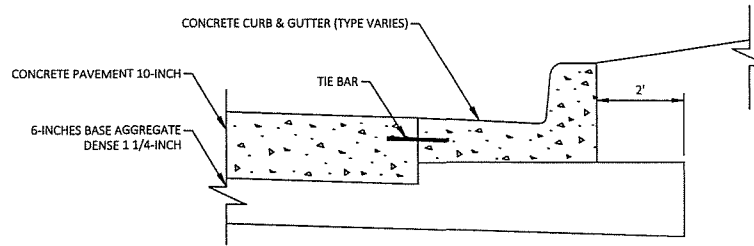
REVISED 11/28/22 MEM



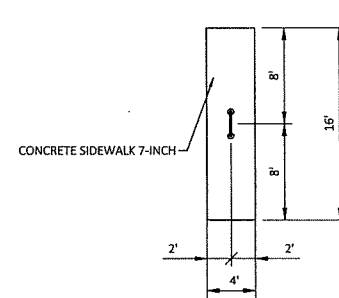
TYPICAL SECTION CENTER RUNNING STATION PLATFORM



PAVER DETAIL  
NOT TO SCALE



BASE AGGREGATE EXTENSION BEYOND CURB  
TYPICAL ALL CURB AND GUTTER LOCATIONS



BIKE RACK (MOUNTED TO CONCRETE)  
NOT TO SCALE

DATE	BY	SCALE
11/28/22	MEM	
DATE	BY	SCALE

60631225P  
CITY OF MADISON, DANE COUNTY, WI  
CONTRACT NO: 60631225C

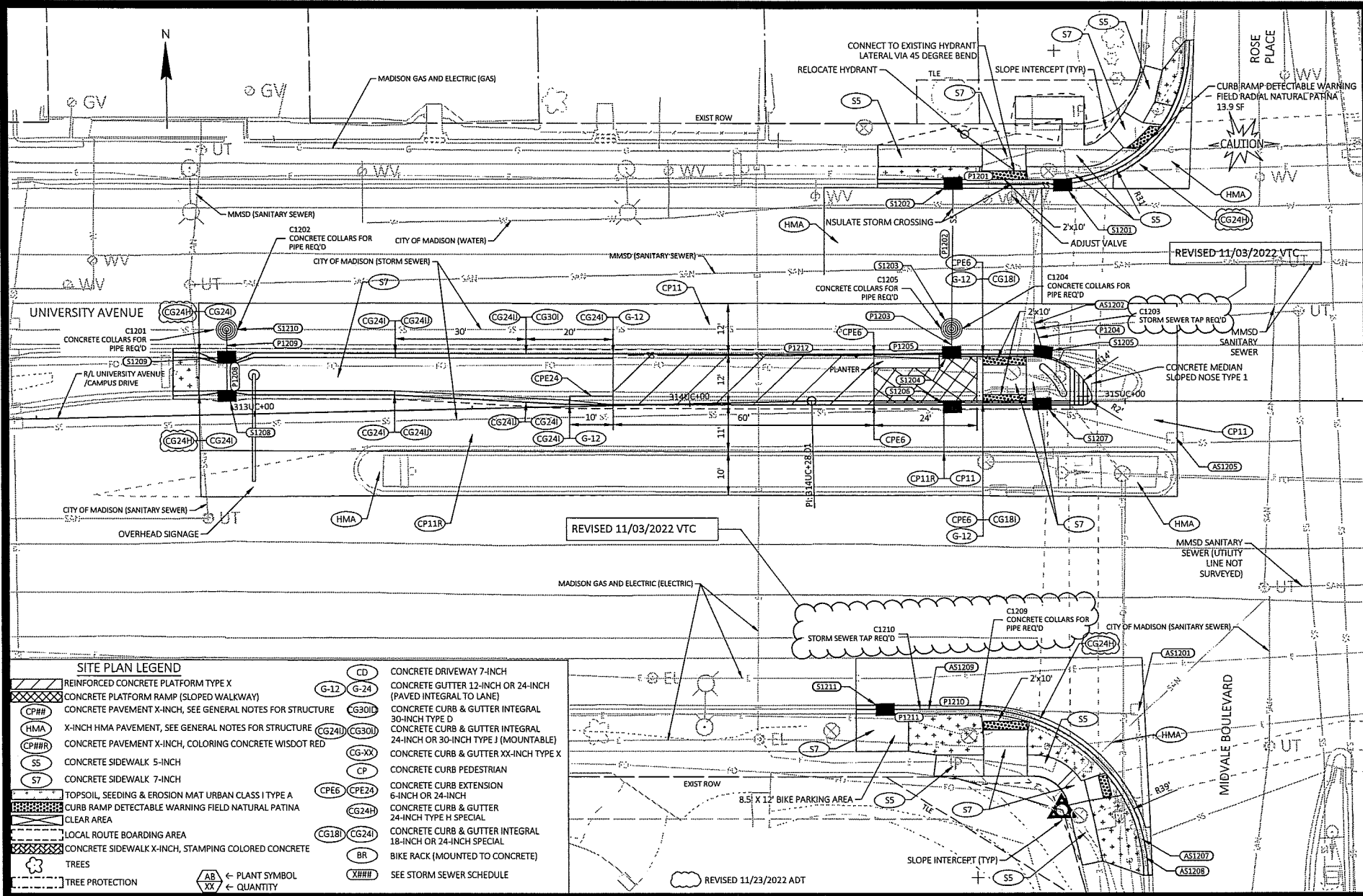
CONSTRUCTION DETAILS  
BUS RAPID TRANSIT  
CITY OF MADISON



60631225P

CD-12





SITE PLAN LEGEND	
	REINFORCED CONCRETE PLATFORM TYPE X
	CONCRETE PLATFORM RAMP (SLOPED WALKWAY)
	CONCRETE PAVEMENT X-INCH, SEE GENERAL NOTES FOR STRUCTURE
	X-INCH HMA PAVEMENT, SEE GENERAL NOTES FOR STRUCTURE
	CONCRETE PAVEMENT X-INCH, COLORING CONCRETE WISDOT RED
	CONCRETE SIDEWALK 5-INCH
	CONCRETE SIDEWALK 7-INCH
	TOPSOIL, SEEDING & EROSION MAT URBAN CLASS I TYPE A
	CURB RAMP DETECTABLE WARNING FIELD NATURAL PATINA
	CLEAR AREA
	LOCAL ROUTE BOARDING AREA
	CONCRETE SIDEWALK X-INCH, STAMPING COLORED CONCRETE
	TREES
	TREE PROTECTION
	← PLANT SYMBOL
	← QUANTITY
	CD CONCRETE DRIVEWAY 7-INCH
	G-12 G-24 CONCRETE GUTTER 12-INCH OR 24-INCH (PAVED INTEGRAL TO LANE)
	CG30H CONCRETE CURB & GUTTER INTEGRAL 30-INCH TYPE D
	CG24H CONCRETE CURB & GUTTER INTEGRAL 24-INCH OR 30-INCH TYPE J (MOUNTABLE)
	CG-XX CONCRETE CURB & GUTTER XX-INCH TYPE X
	CP CONCRETE CURB PEDESTRIAN
	CPE6 CPE24 CONCRETE CURB EXTENSION 6-INCH OR 24-INCH
	CG24H CONCRETE CURB & GUTTER 24-INCH TYPE H SPECIAL
	CG18H CONCRETE CURB & GUTTER INTEGRAL 18-INCH OR 24-INCH SPECIAL
	BR BIKE RACK (MOUNTED TO CONCRETE)
	X### SEE STORM SEWER SCHEDULE

60631225P

CITY OF MADISON, DANE COUNTY, WI

CONTRACT NO: 60631225C

---

SITE PLAN: UNIVERSITY AVENUE AT MIDVALE BOULEVARD

BUS RAPID TRANSIT

CITY OF MADISON

---

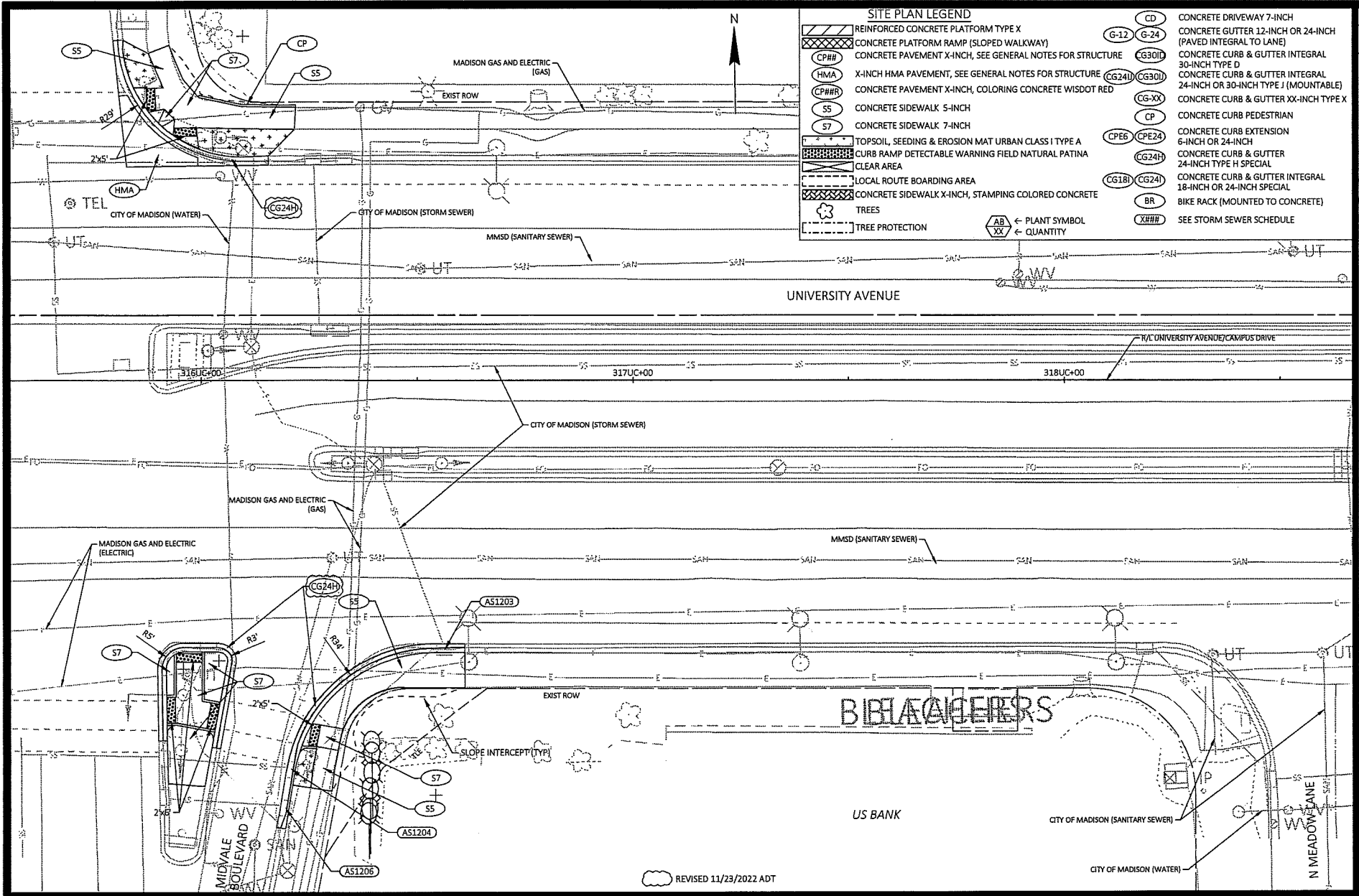
60631225P

P-13W

ADDENDUM 4  
 DATE: 11/23/2022  
 DRAWN BY: ADT  
 CHECKED BY: ADT  
 DESIGNED BY: ADT  
 DATE: 11/23/2022  
 SCALE: 1/8"=1'-0"

C:\P\WORKING\CDM\_0320\_04\_2025\ANREV\TMC@AECOM\CDM\0428484\03202178-FR-DWG  
 LAYOUT NAME: P-13W.DWG  
 LAST PLOT DATE: 2022-11-23





**SITE PLAN LEGEND**

	REINFORCED CONCRETE PLATFORM TYPE X		CONCRETE DRIVEWAY 7-INCH
	CONCRETE PLATFORM RAMP (SLOPED WALKWAY)		CONCRETE GUTTER 12-INCH OR 24-INCH (PAVED INTEGRAL TO LANE)
	CONCRETE PAVEMENT X-INCH, SEE GENERAL NOTES FOR STRUCTURE		CONCRETE CURB & GUTTER INTEGRAL 30-INCH TYPE D
	X-INCH HMA PAVEMENT, SEE GENERAL NOTES FOR STRUCTURE		CONCRETE CURB & GUTTER INTEGRAL 24-INCH OR 30-INCH TYPE J (MOUNTABLE)
	CONCRETE PAVEMENT X-INCH, COLORING CONCRETE WISDOT RED		CONCRETE CURB & GUTTER XX-INCH TYPE X
	CONCRETE SIDEWALK 5-INCH		CONCRETE CURB PEDESTRIAN
	CONCRETE SIDEWALK 7-INCH		CONCRETE CURB EXTENSION 6-INCH OR 24-INCH
	TOPSOIL, SEEDING & EROSION MAT URBAN CLASS I TYPE A		CONCRETE CURB & GUTTER 24-INCH TYPE H SPECIAL
	CURB RAMP DETECTABLE WARNING FIELD NATURAL PATINA		CONCRETE CURB & GUTTER INTEGRAL 18-INCH OR 24-INCH SPECIAL
	CLEAR AREA		BIKE RACK (MOUNTED TO CONCRETE)
	LOCAL ROUTE BOARDING AREA		SEE STORM SEWER SCHEDULE
	CONCRETE SIDEWALK X-INCH, STAMPING COLORED CONCRETE		
	TREES		
	TREE PROTECTION		
		AB	← PLANT SYMBOL
		XX	← QUANTITY

60631225P

CITY OF MADISON, DANE COUNTY, WI

CONTRACT NO.: 60631225C

SITE PLAN: UNIVERSITY AVENUE AT MIDVALE BOULEVARD

BUS RAPID TRANSIT

CITY OF MADISON

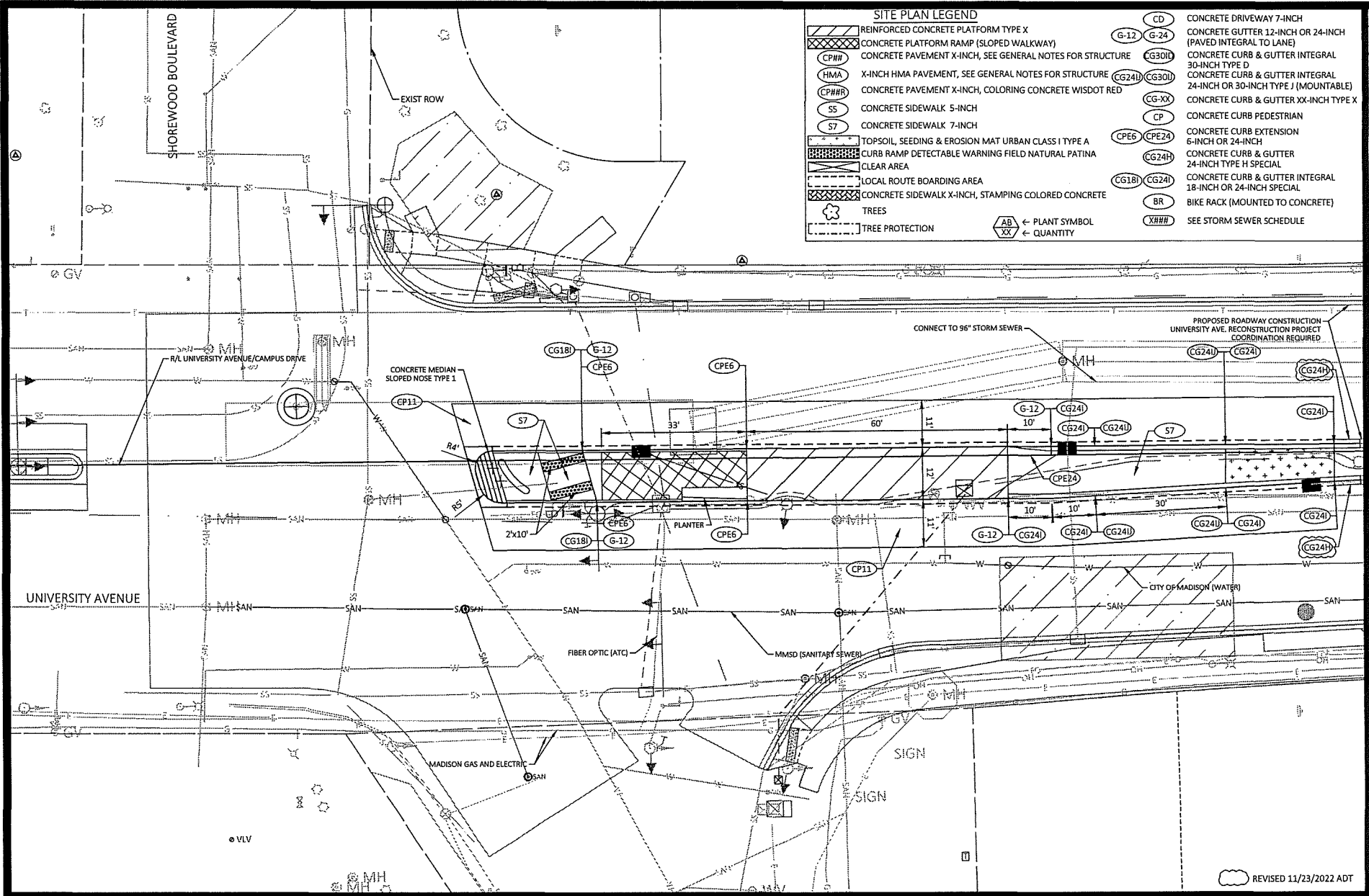
60631225P

P-14W

11/23/22 ADT  
 REVISION  
 ADEBERG/AM 4  
 DATE  
 11/23/22  
 Designed by: MCD/Date: 2022-11-22  
 Scale: 1"=20' FT  
 60631225C

C:\WORKING\AECOM\_3520\_NA\_2019\MADISON\TMC\PROJECTS\CITYOFMADISON\60631225P\14W-PL-01W  
 LAYOUT NAME - Plan 1 IN 20 FT  
 LAST PLOT DATE: 2022-11-22

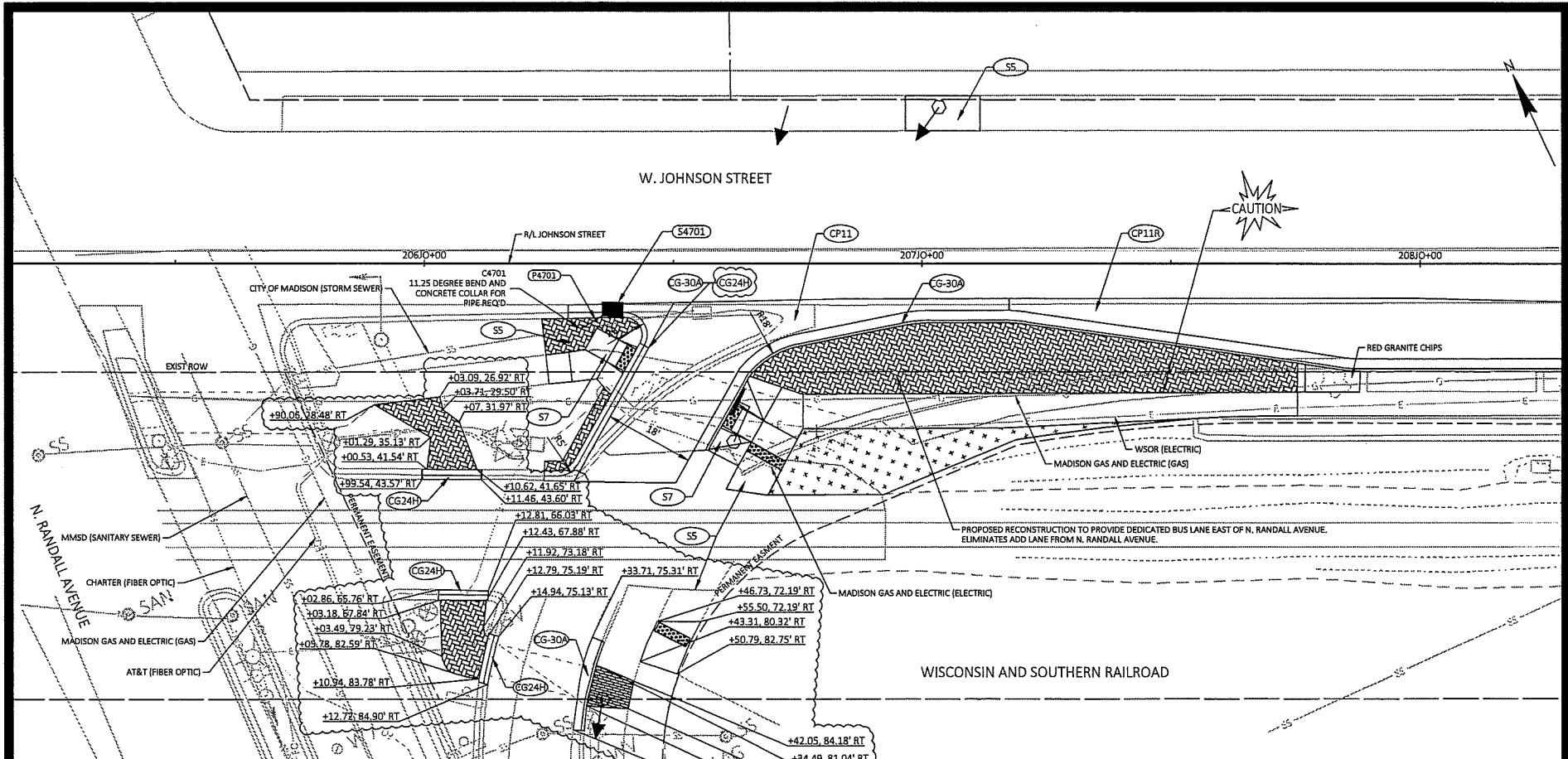
REVISED 11/23/2022 ADT



**SITE PLAN LEGEND**

	REINFORCED CONCRETE PLATFORM TYPE X		G-12	CONCRETE GUTTER 12-INCH OR 24-INCH (PAVED INTEGRAL TO LANE)
	CONCRETE PLATFORM RAMP (SLOPED WALKWAY)		CG30I	CONCRETE CURB & GUTTER INTEGRAL 30-INCH TYPE D
	CONCRETE PAVEMENT X-INCH, SEE GENERAL NOTES FOR STRUCTURE		CG24I	CONCRETE CURB & GUTTER INTEGRAL 24-INCH OR 30-INCH TYPE J (MOUNTABLE)
	X-INCH HMA PAVEMENT, SEE GENERAL NOTES FOR STRUCTURE		CG-XX	CONCRETE CURB & GUTTER XX-INCH TYPE X
	CONCRETE PAVEMENT X-INCH, COLORING CONCRETE WISDOT RED		CP	CONCRETE CURB PEDESTRIAN
	CONCRETE SIDEWALK 5-INCH		CPE6	CONCRETE CURB EXTENSION 6-INCH OR 24-INCH
	CONCRETE SIDEWALK 7-INCH		CG24H	CONCRETE CURB H SPECIAL
	TOPSOIL, SEEDING & EROSION MAT URBAN CLASS 1 TYPE A		CG18I	CONCRETE CURB & GUTTER INTEGRAL 18-INCH OR 24-INCH SPECIAL
	CURB RAMP DETECTABLE WARNING FIELD NATURAL PATINA		BR	BIKE RACK (MOUNTED TO CONCRETE)
	CLEAR AREA		XHHH	SEE STORM SEWER SCHEDULE
	LOCAL ROUTE BOARDING AREA		AB XX	← PLANT SYMBOL
	CONCRETE SIDEWALK X-INCH, STAMPING COLORED CONCRETE		XX	← QUANTITY
	TREES			
	TREE PROTECTION			

60631225P  
 CITY OF MADISON, DANE COUNTY, WI  
 CONTRACT NO: 60631225C  
 SITE PLAN: UNIVERSITY AVENUE AT SHOREWOOD BOULEVARD  
 BUS RAPID TRANSIT  
 CITY OF MADISON  
 60631225P  
 P-15W  
 REVISED 11/23/2022 ADT



W. JOHNSON STREET



**SITE PLAN LEGEND**

	REINFORCED CONCRETE PLATFORM TYPE X
	CONCRETE PLATFORM RAMP (SLOPED WALKWAY)
	CONCRETE PAVEMENT X-1/2 INCH, SEE GENERAL NOTES FOR STRUCTURE
	X-1/2 INCH HMA PAVEMENT, SEE GENERAL NOTES FOR STRUCTURE
	CONCRETE PAVEMENT X-1/2 INCH, COLORING CONCRETE WISDOT RED
	CONCRETE SIDEWALK 5-INCH
	CONCRETE SIDEWALK 7-INCH
	TOPSOIL, SEEDING & EROSION MAT URBAN CLASS I TYPE A
	CURB RAMP DETECTABLE WARNING FIELD NATURAL PATINA CLEAR AREA
	LOCAL ROUTE BOARDING AREA
	CONCRETE SIDEWALK X-1/2 INCH, STAMPING COLORED CONCRETE
	TREES
	TREE PROTECTION

	CONCRETE DRIVEWAY 7-INCH
	CONCRETE GUTTER 12-INCH OR 24-INCH (PAVED INTEGRAL TO LANE)
	CONCRETE CURB & GUTTER INTEGRAL 30-INCH TYPE D
	CONCRETE CURB & GUTTER INTEGRAL 24-INCH OR 30-INCH TYPE J (MOUNTABLE)
	CONCRETE CURB & GUTTER XX-INCH TYPE X
	CONCRETE CURB PEDESTRIAN
	CONCRETE CURB EXTENSION 6-INCH OR 24-INCH
	CONCRETE CURB & GUTTER 24-INCH TYPE H SPECIAL
	CONCRETE CURB & GUTTER INTEGRAL 18-INCH OR 24-INCH SPECIAL
	BIKE RACK (MOUNTED TO CONCRETE)
	SEE STORM SEWER SCHEDULE

WISCONSIN AND SOUTHERN RAILROAD

PROPOSED RECONSTRUCTION TO PROVIDE DEDICATED BUS LANE EAST OF N. RANDALL AVENUE. ELIMINATES ADD LANE FROM N. RANDALL AVENUE.

ADDRESS: 4	1/27/22 (MEM)
REVISION	DATE
BY	BY
SCALE: 1"=20' FT	

CITY OF MADISON, DANE COUNTY, WI  
 CONTRACT NO.: 60631225C

SITE PLAN: EB W. JOHNSON STREET AND N. RANDALL AVENUE RECONSTRUCTION 60631225P  
 BUS RAPID TRANSIT  
 CITY OF MADISON

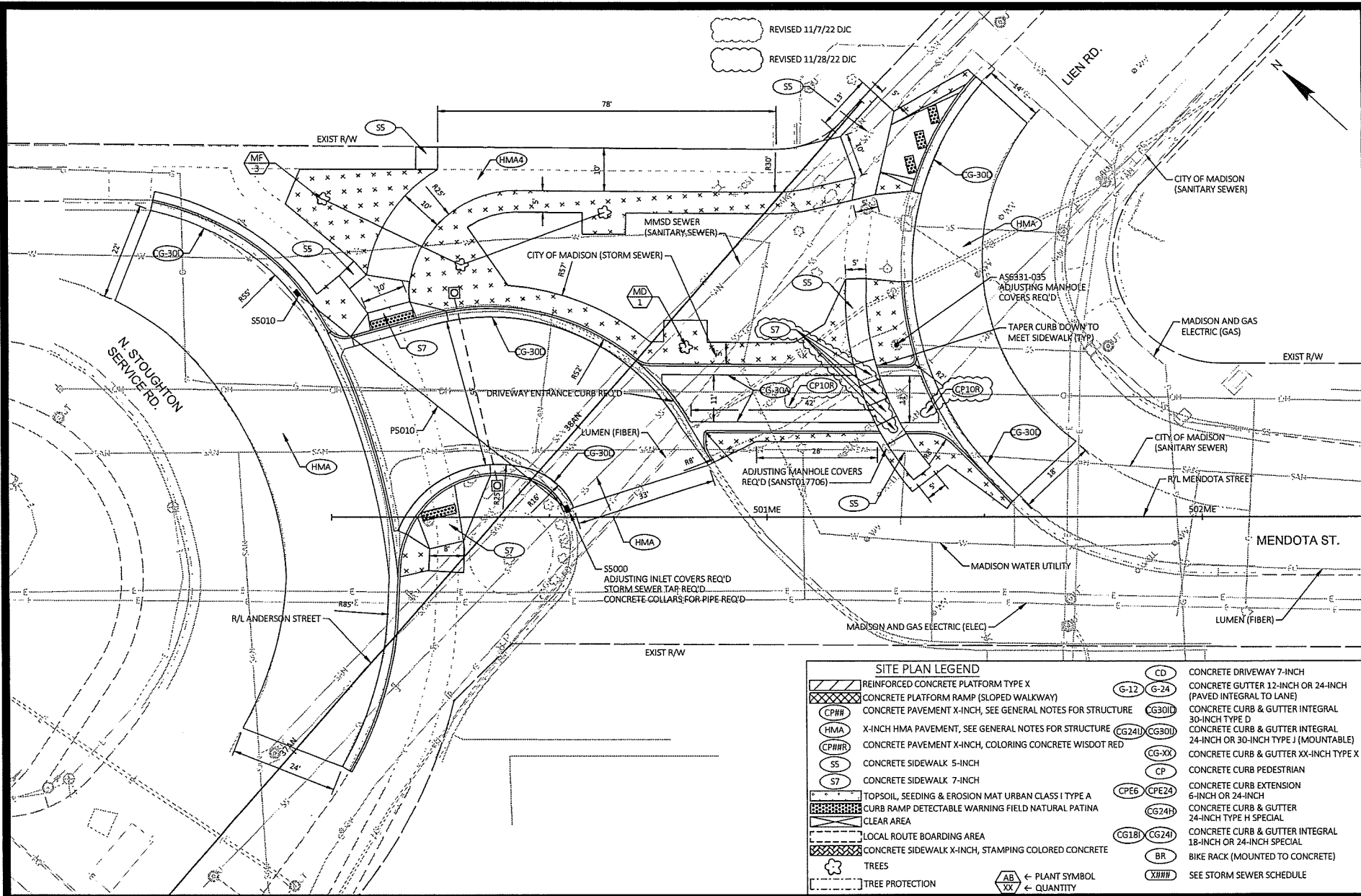


60631225P

P-20W

REVISED 11/21/2022 MEM

FILE NAME: C:\WORKING\RECON\_DISEN\_04\_2024\MEM\HICART\WEB\RECON\_LAYOUT\ASB\ASB\60631225P-P20W.DWG  
 LAYOUT NAME: Plan 1 in 30 FT



REVISED 11/7/22 DIC  
 REVISED 11/28/22 DIC

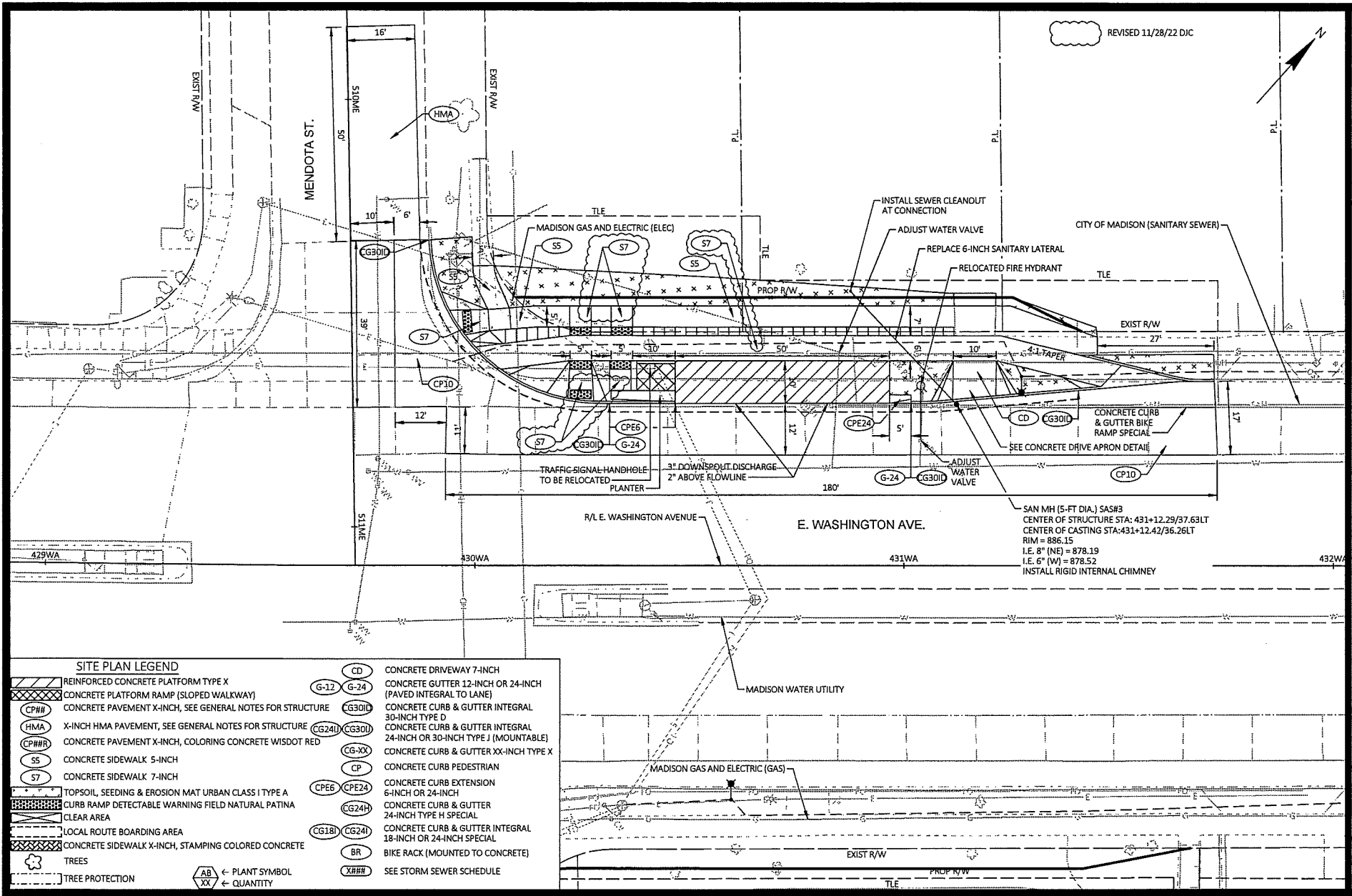
SITE PLAN LEGEND	
	REINFORCED CONCRETE PLATFORM TYPE X
	CONCRETE PLATFORM RAMP (SLOPED WALKWAY)
	CONCRETE PAVEMENT X-INCH, SEE GENERAL NOTES FOR STRUCTURE
	X-INCH HMA PAVEMENT, SEE GENERAL NOTES FOR STRUCTURE
	CONCRETE PAVEMENT X-INCH, COLORING CONCRETE WISDOT RED
	CONCRETE SIDEWALK 5-INCH
	CONCRETE SIDEWALK 7-INCH
	TOPSOIL, SEEDING & EROSION MAT URBAN CLASS I TYPE A
	CURB RAMP DETECTABLE WARNING FIELD NATURAL PATINA
	CLEAR AREA
	LOCAL ROUTE BOARDING AREA
	CONCRETE SIDEWALK X-INCH, STAMPING COLORED CONCRETE
	TREES
	TREE PROTECTION
	← PLANT SYMBOL
	← QUANTITY
	CD CONCRETE DRIVEWAY 7-INCH
	G-12 G-24 CONCRETE GUTTER 12-INCH OR 24-INCH (PAVED INTEGRAL TO LANE)
	CG30L CONCRETE CURB & GUTTER INTEGRAL 30-INCH TYPE D
	CG24H CG30H CONCRETE CURB & GUTTER 24-INCH OR 30-INCH TYPE J (MOUNTABLE)
	CG-XX CONCRETE CURB & GUTTER XX-INCH TYPE X
	CP CONCRETE CURB PEDESTRIAN
	CPE6 CPE24 CONCRETE CURB EXTENSION 6-INCH OR 24-INCH
	CG24H CONCRETE CURB & GUTTER 24-INCH TYPE H SPECIAL
	CG18H CG24H CONCRETE CURB & GUTTER INTEGRAL 18-INCH OR 24-INCH SPECIAL
	BR BIKE RACK (MOUNTED TO CONCRETE)
	XXHH SEE STORM SEWER SCHEDULE

ADDENDUM 4	11/09/22	DIC
ADDENDUM 3	11/02/22	DIC
DATE	11/01/22	DIC
DESIGNED BY	mmw	DATE
DRAWN BY	mmw	DATE
CHECKED BY	mmw	DATE
SCALE	Scale 1"=20'-0"	

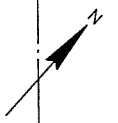
SITE PLAN: BUS/BIKE CONNECTOR FROM ANDERSON ST TO MENDOTA ST 60631225P  
 CITY OF MADISON, DANE COUNTY, WI  
 BUS RAPID TRANSIT  
 CONTRACT NO: 60631225C

60631225P  
 P20-E

FILE NAME: C:\WORKING\ACOM\_6530\_1A\_2019\CO031418\0010715\03017\_PN.DWG  
 LAST PLOT DATE: 2022-11-28  
 LAYOUT NAME: 03017\_PN



REVISED 11/28/22 DIC



NO.	DATE	BY
1	11/28/22	D.C.
ADDITIONAL REVISION		
Drawn by: mmw/Date: 2022-11-28		
Scale: 1"=50' FT		
60631225P		

60631225P  
 CITY OF MADISON, DANE COUNTY, WI  
 CONTRACT NO: 60631225C

SITE PLAN: WB E. WASHINGTON AVENUE AT MENDOTA STREET  
 BUS RAPID TRANSIT  
 CITY OF MADISON



60631225P

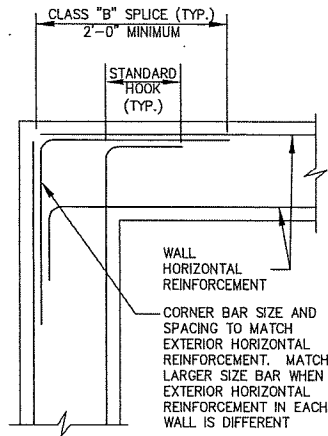
P21-1

FILE NAME: C:\P\WORKING\60631\_2022\_WA\_2018\CG24H\0107151050564\_P\LDWG LAYOUT NAME - 020224\_1.jn  
 LAST PLOT DATE: 2022-11-28

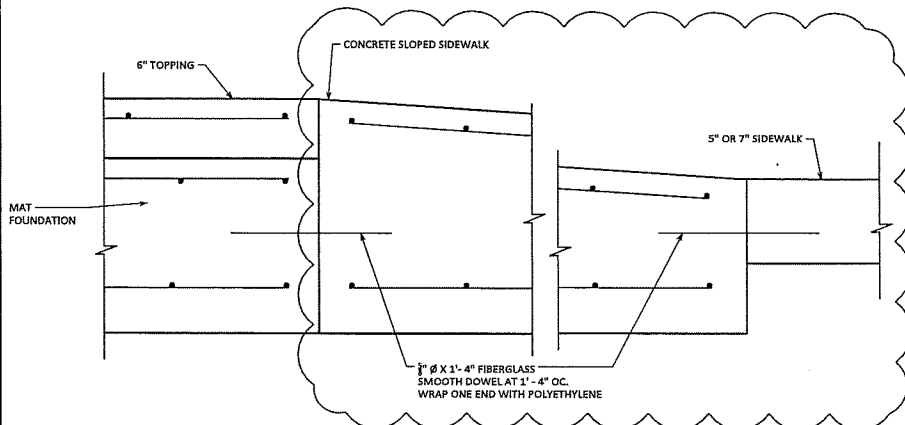
**SITE PLAN LEGEND**

- |  |   |  |   |
|--|---|--|---|
|  | REINFORCED CONCRETE PLATFORM TYPE X                       |  | CONCRETE DRIVEWAY 7-INCH  |
|  | CONCRETE PLATFORM RAMP (SLOPED WALKWAY)                   |  | CONCRETE GUTTER 12-INCH OR 24-INCH (PAVED INTEGRAL TO LANE)           |
|  | CONCRETE PAVEMENT X-INCH, SEE GENERAL NOTES FOR STRUCTURE |  | CONCRETE CURB & GUTTER INTEGRAL 30-INCH TYPE D                        |
|  | X-INCH HMA PAVEMENT, SEE GENERAL NOTES FOR STRUCTURE      |  | CONCRETE CURB & GUTTER INTEGRAL 24-INCH OR 30-INCH TYPE J (MOUNTABLE) |
|  | CONCRETE PAVEMENT X-INCH, COLORING CONCRETE WISDOT RED    |  | CONCRETE CURB & GUTTER XX-INCH TYPE X                                 |
|  | CONCRETE SIDEWALK 5-INCH                                  |  | CONCRETE CURB PEDESTRIAN  |
|  | CONCRETE SIDEWALK 7-INCH                                  |  | CONCRETE CURB EXTENSION 6-INCH OR 24-INCH                             |
|  | TOPSOIL, SEEDING & EROSION MAT URBAN CLASS I TYPE A       |  | CONCRETE CURB & GUTTER 24-INCH TYPE H SPECIAL                         |
|  | CLEAR AREA  |  | CONCRETE CURB & GUTTER INTEGRAL 18-INCH OR 24-INCH SPECIAL            |
|  | LOCAL ROUTE BOARDING AREA                                 |  | CONCRETE CURB & GUTTER INTEGRAL 18-INCH OR 24-INCH SPECIAL            |
|  | CONCRETE SIDEWALK X-INCH, STAMPING COLORED CONCRETE       |  | BIKE RACK (MOUNTED TO CONCRETE)                                       |
|  | TREES   |  | SEE STORM SEWER SCHEDULE  |
|  | TREE PROTECTION   |  |   |
|  | ← PLANT SYMBOL  |  |   |
|  | ← QUANTITY  |  |   |

60631225P

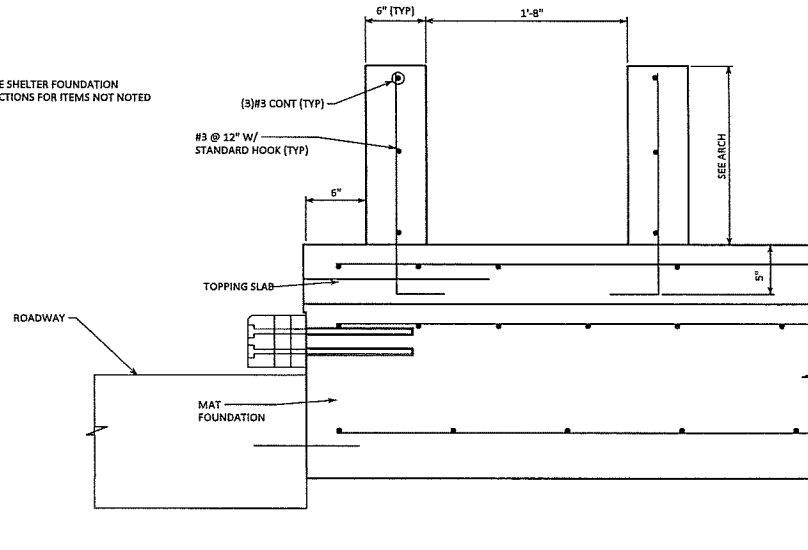


**3 WALL CORNER REINFORCEMENT**  
N.T.S.

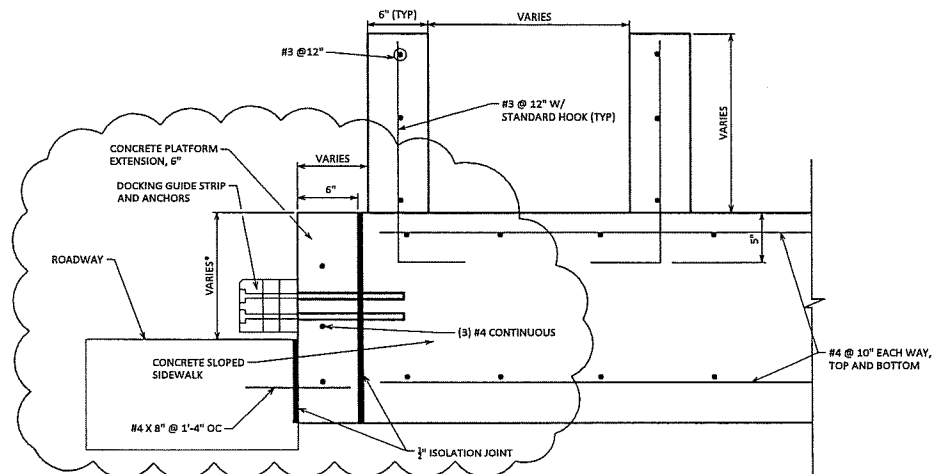


**4 DETAIL AT PLATFORM - CONCRETE SLOPED SIDEWALK CONNECTION**  
1" = 1'-0"

SEE SHELTER FOUNDATION SECTIONS FOR ITEMS NOT NOTED



**1 DETAIL AT PLANTER AT PLATFORM**  
1" = 1'-0"



**2 DETAIL AT PLANTER AT CONCRETE SLOPED SIDEWALK**  
1" = 1'-0"

\*VARIABLE HEIGHT TO MATCH INTO INLET CURB BOX WHERE INLET IS INDICATED ON SITE PLAN AND TO MAINTAIN 6" HEIGHT AT END OF CONCRETE SLOPED SIDEWALK.

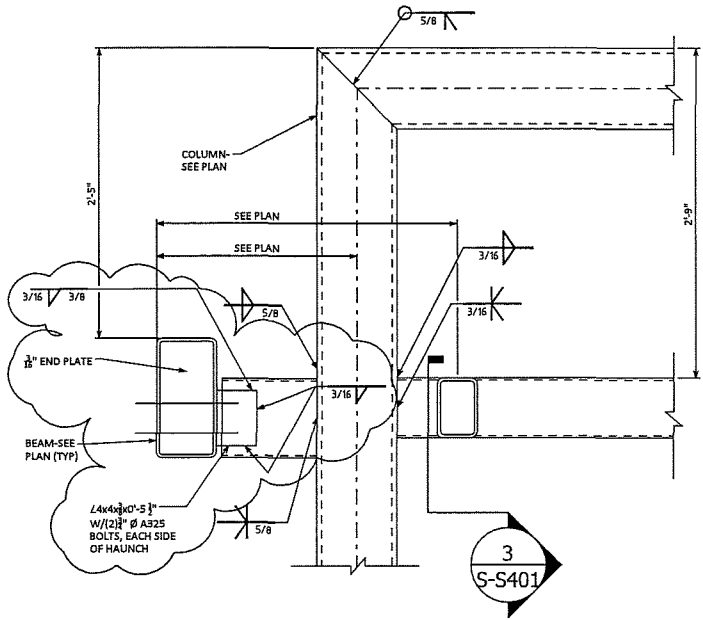
REVISED 11/28/22 CLL

60631225P	3/7/22/CLL
ADDENDUM 4	3/7/22/CLL
ADDENDUM 3	3/7/22/CLL
REVISION	DATE 11/22

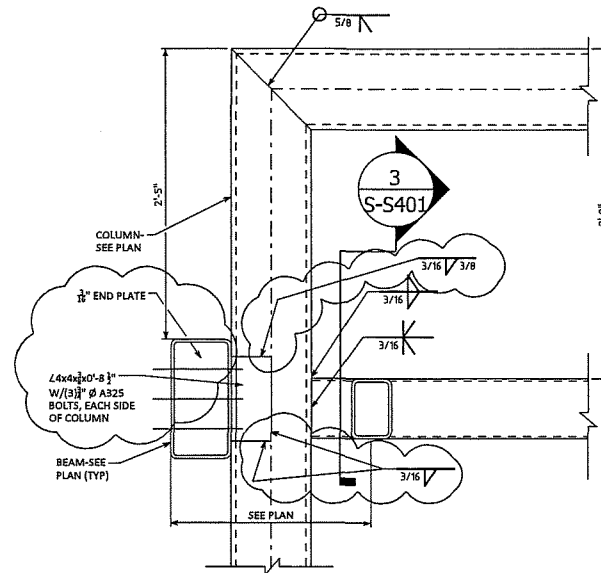
60631225P  
CITY OF MADISON, DANE COUNTY, WI  
CONTRACT NO: 60631225C

BUS RAPID TRANSIT  
CITY OF MADISON

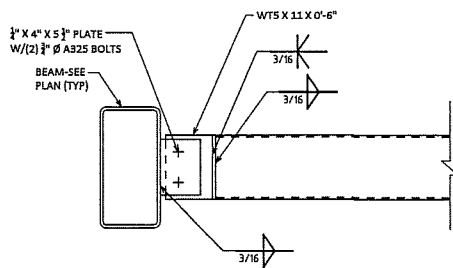
60631225P  
S-S301



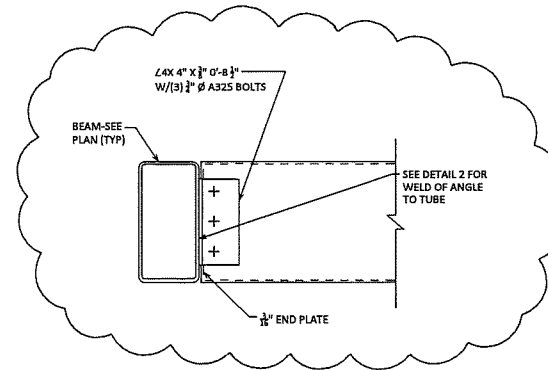
**1** DETAIL AT PORTAL FRAME  
1" = 1'-0"



**2** DETAIL AT PORTAL FRAME  
1" = 1'-0"




**3** CONNECTION DETAIL  
1" = 1'-0"



**4** CONNECTION DETAIL  
1" = 1'-0"

REVISED 11/28/22 CLL

60631225P	11/29/22 CLL	DATE
3	ADDITION 8	REVISION
MARK	BY	BY
CITY OF MADISON, DANE COUNTY, WI		
CONTRACT NO: 60631225C		
CITY OF MADISON		
BUS RAPID TRANSIT		
		
60631225P	S-S401	





10/29/22	10/29/22	10/29/22	10/29/22
ADDITIONAL /	REVISION	DATE	BY
60631225P			

60631225P  
 CITY OF MADISON, DANE COUNTY, WI  
 CONTRACT NO: 60631225C

MISCELLANEOUS QUANTITIES  
 BUS RAPID TRANSIT  
 CITY OF MADISON



60631225P  
 MQ-18


SHEBOYGAN & WHITNEY WAY ROADWAY IMPROVEMENTS

SCC Code	ITEM NUMBER	DESCRIPTION	UNITS	QUANTITY
40.01	204.0115	Removing Asphaltic Surface Butt Joints	SY	14.00
40.01	204.0120	Removing Asphaltic Surface Milling	SY	180.00
40.01	204.0150	Removing Curb & Gutter	LF	370.00
40.01	204.0155	Removing Concrete Sidewalk	SY	170.00
40.02	204.0220	Removing Inlets	EACH	3.00
40.02	204.0245.01	Removing Storm Sewer - 12 inch or less	LF	57.00
40.01	205.0100	Excavation Common	CY	120.00
40.06	305.0120	Base Aggregate Dense 1 1/4-Inch	TON	10.00
40.07	305.0120	Base Aggregate Dense 1 1/4-Inch	TON	95.00
40.07	305.0130	Base Aggregate Dense 3-Inch	TON	78.00
40.06	415.4100	Concrete Pavement Joint Filling	SY	98.00
40.06	455.0605	Tack Coat	GAL	33.00
40.06	460.2000	Incentive Density HMA Pavement	DOL	28.00
40.07	460.6224	HMA Pavement 4 MT 58-28 S	TON	44.00
40.02	520.8000	Concrete Collars for Pipe	EACH	1.00
40.07	601.0409	Concrete Curb & Gutter 30-Inch Type A	LF	350.00
40.06	602.0410	Concrete Sidewalk 5-Inch	SF	780.00
40.06	602.0420	Concrete Sidewalk 7-Inch	SF	640.00
40.06	602.0515	Curb Ramp Detectable Warning Field Natural Patina	SF	108.00
40.02	608.0312	Storm Sewer Pipe Reinforced Concrete Class III 12-Inch	LF	66.00
40.02	611.3230	Inlets 2x3-FT	EACH	3.00
40.02	611.9710	Salvaged Inlet Covers	EACH	3.00
40.07	620.0300	Concrete Median Sloped Nose	SF	84.00
40.07	624.0100	Water	MGAL	3.70
40.06	625.0100	Topsoil	SY	210.00
40.06	628.2006	Erosion Mat Urban Class I Type A	SY	210.00
40.06	628.6505	Soil Stabilizer Type A	ACRE	0.04
40.06	629.0210	Fertilizer Type B	CWT	0.12
40.06	630.0500	Seed Water	MGAL	4.70
40.02	650.4000	Construction Staking Storm Sewer	EACH	3.00
40.07	650.5000	Construction Staking Base	LF	61.00
40.07	650.5500	Construction Staking Curb Gutter and Curb & Gutter	LF	350.00
40.06	650.9000	Construction Staking Curb Ramps	EACH	8.00
40.01	690.0150	Sawing Asphalt	LF	160.00
40.01	690.0250	Sawing Concrete	LF	330.00
40.02	SPV.0060.619	Adjust Manhole Cover Special	EACH	2.00
40.02	SPV.0060.631	Furnish & Install Insulation	EACH	1.00
40.06	SPV.0085.501	Seeding	LB	3.80

SHEBOYGAN AVENUE AT EAU CLAIRE AVENUE

SCC Code	ITEM NUMBER	DESCRIPTION	UNITS	QUANTITY
40.01	201.0105	Clearing	STA	2.00
40.01	201.0120	Clearing	ID	78.00
40.01	201.0205	Grubbing	STA	2.00
40.01	201.0220	Grubbing	ID	78.00
40.01	204.0150	Removing Curb & Gutter	LF	650.00
40.01	204.0155	Removing Concrete Sidewalk	SY	380.00
40.01	205.0100	Excavation Common	CY	730.00
10.02	305.0120	Base Aggregate Dense 1 1/4-Inch	TON	110.00
20.01	305.0120	Base Aggregate Dense 1 1/4-Inch	TON	30.00
40.06	305.0120	Base Aggregate Dense 1 1/4-Inch	TON	30.00
40.07	305.0120	Base Aggregate Dense 1 1/4-Inch	TON	350.00
10.02	305.0130	Base Aggregate Dense 3-Inch	TON	120.00
20.01	305.0130	Base Aggregate Dense 3-Inch	TON	30.00
40.07	305.0130	Base Aggregate Dense 3-Inch	TON	320.00
10.02	415.0110	Concrete Pavement 11-Inch	SY	320.00
10.02	415.4100	Concrete Pavement Joint Filling	SY	588.00
40.06	455.0605	Tack Coat	GAL	60.00
40.06	460.2000	Incentive Density HMA Pavement	DOL	86.00
40.06	460.6224	HMA Pavement 4 MT 58-28 S	TON	130.00
10.02	601.0205	Concrete Gutter 24-Inch	LF	190.00
40.07	601.0409	Concrete Curb & Gutter 30-Inch Type A	LF	670.00
40.07	601.0411	Concrete Curb & Gutter 30-Inch Type D	LF	70.00
40.07	601.0454	Concrete Curb & Gutter Integral 30-Inch Type J	LF	70.00
40.06	601.0600	Concrete Curb Pedestrian	LF	25.00
40.06	602.0410	Concrete Sidewalk 5-Inch	SF	2390.00
40.06	602.0420	Concrete Sidewalk 7-Inch	SF	1590.00
40.06	602.0515	Curb Ramp Detectable Warning Field Natural Patina	SF	140.00
40.07	620.0300	Concrete Median Sloped Nose	SF	260.00
10.02	624.0100	Water	MGAL	4.50
40.07	624.0100	Water	MGAL	15.10
40.06	625.0100	Topsoil	SY	470.00
40.06	628.2006	Erosion Mat Urban Class I Type A	SY	470.00
40.06	628.6505	Soil Stabilizer Type A		0.10
40.06	629.0210	Fertilizer Type B	CWT	0.26
40.06	630.0500	Seed Water	MGAL	11.00
40.07	650.5000	Construction Staking Base	LF	212.00
40.07	650.5500	Construction Staking Curb Gutter and Curb & Gutter	LF	670.00
40.07	650.7000	Construction Staking Concrete Pavement	LF	185.00
40.06	650.9000	Construction Staking Curb Ramps	EACH	8.00
20.01	652.0615	Conduit Special 3-Inch	LF	35.00
20.01	656.0200.308	Electrical Service Meter Breaker Pedestal (Eau Claire)	LS	1.00
40.01	690.0150	Sawing Asphalt	LF	350.00
40.01	690.0250	Sawing Concrete	LF	180.00
40.07	715.0720	Incentive Compressive Strength Concrete Pavement	DOL	100.00
20.01	SPV.0060.301	Platform Electrical Cabinet	EACH	1.00
20.01	SPV.0060.302	Platform Communication Cabinet	EACH	1.00

REVISED 11/29/22 ALM

60631225P	60631225P	60631225P	60631225P
MISCELLANEOUS QUANTITIES	CITY OF MADISON, DANE COUNTY, WI	CONTRACT NO: 60631225C	
BUS RAPID TRANSIT			
CITY OF MADISON			
			
60631225P			
MQ-19			

City of Madison - 11/29/22 - 11/29/22

SHEBOYGAN AVENUE AT SEGOE ROAD WB

SCC Code	ITEM NUMBER	DESCRIPTION	UNITS	QUANTITY
40.01	204.0150	Removing Curb & Gutter	LF	440.00
40.01	204.0155	Removing Concrete Sidewalk	SY	240.00
40.01	205.0100	Excavation Common	CY	800.00
10.03	305.0120	Base Aggregate Dense 1 1/4-Inch	TON	69.00
20.01	305.0120	Base Aggregate Dense 1 1/4-Inch	TON	30.00
40.07	305.0120	Base Aggregate Dense 1 1/4-Inch	TON	290.00
10.03	305.0130	Base Aggregate Dense 3-Inch	TON	76.00
20.01	305.0130	Base Aggregate Dense 3-Inch	TON	30.00
40.07	305.0130	Base Aggregate Dense 3-Inch	TON	197.00
10.03	415.0110	Concrete Pavement 11-Inch	SY	210.00
10.03	415.4100	Concrete Pavement Joint Filling	SY	331.00
40.07	455.0605	Tack Coat	GAL	50.00
40.07	460.2000	Incentive Density HMA Pavement	DOL	70.00
40.07	460.6224	HMA Pavement 4 MT 58-28 S	TON	110.00
10.03	601.0205	Concrete Gutter 24-Inch	LF	95.00
40.07	601.0409	Concrete Curb & Gutter 30-Inch Type A	LF	300.00
40.07	601.0411	Concrete Curb & Gutter 30-Inch Type D	LF	76.00
40.06	601.0600	Concrete Curb Pedestrian	LF	62.00
40.06	602.0410	Concrete Sidewalk 5-Inch	SF	2360.00
40.06	602.0420	Concrete Sidewalk 7-Inch	SF	1700.00
40.06	602.0515	Curb Ramp Detectable Warning Field Natural Patina	SF	83.00
10.03	624.0100	Water	MGAL	2.90
40.07	624.0100	Water	MGAL	11.00
40.06	625.0100	Topsoil	SY	230.00
40.06	628.2006	Erosion Mat Urban Class I Type A	SY	230.00
40.06	628.6505	Soil Stabilizer Type A	ACRE	0.05
40.06	629.0210	Fertilizer Type B	CWT	0.13
40.06	630.0500	Seed Water	MGAL	5.20
40.07	650.5000	Construction Staking Base	LF	157.00
40.07	650.5500	Construction Staking Curb Gutter and Curb & Gutter	LF	300.00
40.07	650.7000	Construction Staking Concrete Pavement	LF	170.00
40.06	650.9000	Construction Staking Curb Ramps	EACH	7.00
20.01	652.0235	Conduit Rigid Nonmetallic Schedule 40 3-Inch	LF	133.00
20.01	652.0615	Conduit Special 3-Inch	LF	36.00
40.01	690.0150	Sawing Asphalt	LF	420.00
40.01	690.0250	Sawing Concrete	LF	93.00
40.07	715.0720	Incentive Compressive Strength Concrete Pavement	DOL	60.00
20.01	SPV.0060.201	Install Electrical Pull Box Type I	EACH	2.00
20.01	SPV.0060.301	Platform Electrical Cabinet	EACH	1.00
20.01	SPV.0060.302	Platform Communication Cabinet	EACH	1.00
20.01	SPV.0060.303	Snow Melt System Shelter Type A1	EACH	1.00
20.01	SPV.0060.316	Shelter Photovoltaic System	EACH	1.00
20.01	SPV.0060.401	Reinforced Concrete Platform Type A1	EACH	1.00
20.01	SPV.0060.417	Platform Shelter Type A1	EACH	1.00
40.06	SPV.0060.504.01	Trees (Early Glow Buckeye, B&B, 2-IN)	EACH	2.00
40.06	SPV.0060.504.18	Trees (Japanese Tree Lilac, B&B, 2-IN)	EACH	1.00

REVISD 11/29/22 ALM

60631225P

MISCELLANEOUS QUANTITIES

BUS RAPID TRANSIT

CITY OF MADISON

CITY OF MADISON, DANE COUNTY, WI

CONTRACT NO: 60631225C

60631225P

MQ-21

REVISED 11/29/22 ALM

SHEBOYGAN AVENUE AT SEGOE ROAD EB

SCC Code	ITEM NUMBER	DESCRIPTION	UNITS	QUANTITY
40.01	204.0150	Removing Curb & Gutter	LF	390.00
40.01	204.0155	Removing Concrete Sidewalk	SY	45.00
40.01	205.0100	Excavation Common	CY	190.00
10.02	305.0120	Base Aggregate Dense 1 1/4-Inch	TON	80.00
20.01	305.0120	Base Aggregate Dense 1 1/4-Inch	TON	30.00
40.06	305.0120	Base Aggregate Dense 1 1/4-Inch	TON	3.00
40.07	305.0120	Base Aggregate Dense 1 1/4-Inch	TON	90.00
10.02	305.0130	Base Aggregate Dense 3-Inch	TON	90.00
20.01	305.0130	Base Aggregate Dense 3-Inch	TON	30.00
40.07	305.0130	Base Aggregate Dense 3-Inch	TON	80.00
10.02	415.0110	Concrete Pavement 11-Inch	SY	230.00
10.02	415.4100	Concrete Pavement Joint Filling	SY	288.00
40.06	455.0605	Tack Coat	GAL	15.00
40.06	460.2000	Incentive Density HMA Pavement	DOL	21.00
40.06	460.6224	HMA Pavement 4 MT 58-28 S	TON	30.00
10.02	601.0205	Concrete Gutter 24-Inch	LF	98.00
40.07	601.0409	Concrete Curb & Gutter 30-Inch Type A	LF	91.00
40.07	601.0411	Concrete Curb & Gutter 30-Inch Type D	LF	30.00
40.06	601.0600	Concrete Curb Pedestrian	LF	24.00
40.06	602.0410	Concrete Sidewalk 5-Inch	SF	280.00
40.06	602.0420	Concrete Sidewalk 7-Inch	SF	660.00
40.07	602.0515	Curb Ramp Detectable Warning Field Natural Patina	SF	70.00
40.07	620.0300	Concrete Median Sloped Nose	SF	147.00
10.02	624.0100	Water	MGAL	3.30
40.07	624.0100	Water	MGAL	4.50
40.06	625.0100	Topsoil	SY	200.00
40.06	628.2006	Erosion Mat Urban Class I Type A	SY	200.00
40.06	628.6505	Soil Stabilizer Type A	ACRE	0.04
40.06	629.0210	Fertilizer Type B	CWT	0.11
40.06	630.0500	Seed Water	MGAL	4.50
40.07	650.5000	Construction Staking Base	LF	55.00
40.07	650.5500	Construction Staking Curb Gutter and Curb & Gutter	LF	91.00
40.07	650.7000	Construction Staking Concrete Pavement	LF	143.00
40.06	650.9000	Construction Staking Curb Ramps	EACH	3.00
40.01	690.0150	Sawing Asphalt	LF	220.00
40.01	690.0250	Sawing Concrete	LF	75.00
40.07	715.0720	Incentive Compressive Strength Concrete Pavement	DOL	70.00
40.07	SPV.0060.003	Bike Rack	EACH	1.00
20.01	SPV.0060.301	Platform Electrical Cabinet	EACH	1.00
20.01	SPV.0060.302	Platform Communication Cabinet	EACH	1.00
20.01	SPV.0060.309	Snow Melt System Shelter Type A7	EACH	1.00

DATE	11/29/22
BY	ALM
REVISION	
DATE	
BY	
REVISION	
DATE	
BY	
REVISION	

60631225P  
 CITY OF MADISON, DANE COUNTY, WI  
 CONTRACT NO: 60631225C

MISCELLANEOUS QUANTITIES  
 BUS RAPID TRANSIT  
 CITY OF MADISON



60631225P

MQ-23

City of Madison, Wisconsin, Dane County, Wisconsin, 53706  
 DATE PLOTTED: 11/29/22

UNIVERSITY AVENUE AT MIDVALE BOULEVARD

SCC Code	ITEM NUMBER	DESCRIPTION	UNITS	QUANTITY
40.01	204.0150	Removing Curb & Gutter	LF	1210.00
40.01	204.0155	Removing Concrete Sidewalk	SY	230.00
40.02	204.0220	Removing Inlets	EACH	11.00
40.02	204.0245.01	Removing Storm Sewer - 12 inch or less	LF	84.00
40.02	204.0291.5	Abandoning Sewer	CY	2.00
40.01	205.0100	Excavation Common	CY	760.00
10.02	305.0120	Base Aggregate Dense 1 1/4-Inch	TON	190.00
20.01	305.0120	Base Aggregate Dense 1 1/4-Inch	TON	30.00
40.06	305.0120	Base Aggregate Dense 1 1/4-Inch	TON	10.00
40.07	305.0120	Base Aggregate Dense 1 1/4-Inch	TON	310.00
10.02	305.0130	Base Aggregate Dense 3-Inch	TON	210.00
20.01	305.0130	Base Aggregate Dense 3-Inch	TON	30.00
40.07	305.0130	Base Aggregate Dense 3-Inch	TON	280.00
10.02	405.0100	Coloring Concrete WisDOT Red	CY	57.00
10.02	415.0110	Concrete Pavement 11-Inch	SY	561.00
10.02	415.4100	Concrete Pavement Joint Filling	SY	707.00
10.02	416.0610	Drilled Tie Bars	EACH	100.00
40.07	416.0610	Drilled Tie Bars	EACH	137.00
10.02	416.0620	Drilled Dowel Bars	EACH	55.00
40.06	455.0605	Tack Coat	GAL	78.00
40.06	460.2000	Incentive Density HMA Pavement	DOL	110.00
40.06	460.6224	HMA Pavement 4 MT 58-28 S	TON	172.00
40.02	520.8000	Concrete Collars for Pipe	EACH	4.00
40.06	601.0600	Concrete Curb Pedestrian	LF	23.00
40.06	602.0410	Concrete Sidewalk 5-Inch	SF	1040.00
40.06	602.0420	Concrete Sidewalk 7-Inch	SF	1640.00
40.07	602.0515	Curb Ramp Detectable Warning Field Natural Patina	SF	164.00
40.02	608.0312	Storm Sewer Pipe Reinforced Concrete Class III 12-Inch	LF	242.00
40.02	611.0535	Manhole Covers Type J-Special	EACH	2.00
40.02	611.0639	Inlet Covers Type H-S	EACH	4.00
40.02	611.3230	Inlets 2x3-FT	EACH	5.00
40.02	611.8110	Adjusting Manhole Covers	EACH	2.00
40.02	611.8115	Adjusting Inlet Covers	EACH	3.00
40.02	611.9710	Salvaged Inlet Covers	EACH	5.00
40.07	620.0300	Concrete Median Sloped Nose	SF	84.00
10.02	624.0100	Water	MGAL	7.90
40.07	624.0100	Water	MGAL	13.20
40.06	625.0100	Topsoil	SY	89.00
40.06	628.2006	Erosion Mat Urban Class I Type A	SY	89.00
40.06	628.6505	Soil Stabilizer Type A	ACRE	0.02
40.02	628.7020	Inlet Protection Type D	EACH	27.00
40.06	629.0210	Fertilizer Type B	CWT	0.05
40.06	630.0500	Seed Water	MGAL	2.00
40.07	650.5000	Construction Staking Base	LF	224.00
40.07	650.5500	Construction Staking Curb Gutter and Curb & Gutter	LF	357.00
40.07	650.7000	Construction Staking Concrete Pavement	LF	220.00

REVISED 11/28/22 ALM

REVISED 11/11/22 ALM

ADDRESS 4	11/14/22	ALM
ADDRESS 3	11/14/22	ALM
ADDRESS 2	11/14/22	ALM
ADDRESS 1	11/14/22	ALM
UNIVERSITY ADDRESS	11/14/22	ALM
PROJECT NUMBER	60631225P	

60631225P  
CITY OF MADISON, DANE COUNTY, WI  
CONTRACT NO: 60631225C

MISCELLANEOUS QUANTITIES  
BUS RAPID TRANSIT  
CITY OF MADISON



60631225P

MQ-25

**UNIVERSITY AVENUE AT MIDVALE BOULEVARD**

SCC Code	ITEM NUMBER	DESCRIPTION	UNITS	QUANTITY
40.06	650.9000	Construction Staking Curb Ramps	EACH	11.00
20.01	652.0615	Conduit Special 3-Inch	LF	89.00
20.01	656.0200.310	Electrical Service Meter Breaker Pedestal (Midvale)	LS	1.00
40.01	690.0150	Sawing Asphalt	LF	680.00
40.01	690.0250	Sawing Concrete	LF	420.00
40.07	715.0720	Incentive Compressive Strength Concrete Pavement	DOL	170.00
40.07	SPV.0060.003	Bike Rack	EACH	1.00
20.01	SPV.0060.301	Platform Electrical Cabinet	EACH	1.00
20.01	SPV.0060.302	Platform Communication Cabinet	EACH	1.00
20.01	SPV.0060.311	Snow Melt System Shelter Type B1	EACH	1.00
20.01	SPV.0060.409	Reinforced Concrete Platform Type B1	EACH	1.00
20.01	SPV.0060.425	Platform Shelter Type B1	EACH	1.00
40.02	SPV.0060.601	Saddled Inlet Type I	EACH	2.00
40.02	SPV.0060.602	Inlets 2x3-FT, Special	EACH	2.00
40.02	SPV.0060.603	Field Pour Storm Structure	EACH	2.00
40.02	SPV.0060.606	Storm Sewer Tap	EACH	3.00
40.02	SPV.0060.609	Relocate Hydrant	EACH	1.00
40.02	SPV.0060.613	Adjust Water Valve	EACH	1.00
40.02	SPV.0060.631	Furnish & Install Insulation	EACH	1.00
40.06	SPV.0085.501	Seeding	LB	1.60
40.07	SPV.0090.003	Concrete Curb & Gutter 24-Inch Type H Special	LF	357.00
40.07	SPV.0090.004	Concrete Curb & Gutter Integral 24-Inch Special	LF	130.00
40.06	SPV.0090.006	Concrete Curb Extension 6-Inch	LF	47.00
40.06	SPV.0090.007	Concrete Curb Extension 24-Inch	LF	24.00
40.07	SPV.0090.011	Docking Guide Strip	LF	154.00
10.02	SPV.0090.014	Concrete Gutter 12-Inch	LF	180.00
40.07	SPV.0090.016	Concrete Curb & Gutter Integral 24-Inch Type J (Mountable)	LF	50.00
40.07	SPV.0090.017	Concrete Curb & Gutter Integral 18-Inch Special	LF	39.00
20.01	SPV.0090.301	Electrical Wire Lighting 3/0 AWG	LF	424.00
40.06	SPV.0090.401	Pedestrian Handrail	LF	53.00
40.06	SPV.0165.401	Concrete Sloped Walkway	SF	220.00

REVISED 11/28/22 ALM

REVISION 4	DATE	BY
REVISION 3	DATE	BY
REVISION 2	DATE	BY
REVISION 1	DATE	BY

Drawn By: ALM  
Date: 11/28/22

60631225P  
 CITY OF MADISON, DANE COUNTY, WI  
 CONTRACT NO.: 60631225C



MISCELLANEOUS QUANTITIES  
 BUS RAPID TRANSIT  
 CITY OF MADISON

60631225P  
 MQ-26


REVISED 11/11/22 ALM

City of Madison, Wisconsin, 53703-1001, 608-260-4000  
 Contract No. 60631225C, 11/28/22

UNIVERSITY AVENUE AT SHOREWOOD BOULEVARD

SCC Code	ITEM NUMBER	DESCRIPTION	UNITS	QUANTITY
40.01	204.0150	Removing Curb & Gutter	LF	420.00
40.01	205.0100	Excavation Common	CY	400.00
10.02	305.0120	Base Aggregate Dense 1 1/4-Inch	TON	150.00
20.01	305.0120	Base Aggregate Dense 1 1/4-Inch	TON	27.00
40.07	305.0120	Base Aggregate Dense 1 1/4-Inch	TON	66.00
10.02	305.0130	Base Aggregate Dense 3-Inch	TON	160.00
20.01	305.0130	Base Aggregate Dense 3-Inch	TON	29.00
40.07	305.0130	Base Aggregate Dense 3-Inch	TON	44.00
10.02	415.0110	Concrete Pavement 11-Inch	SY	441.00
10.02	415.4100	Concrete Pavement Joint Filling	SY	504.00
10.02	416.0610	Drilled Tie Bars	EACH	156.00
10.02	416.0620	Drilled Dowel Bars	EACH	45.00
40.06	602.0420	Concrete Sidewalk 7-Inch	SF	710.00
40.06	602.0515	Curb Ramp Detectable Warning Field Natural Patina	SF	41.00
40.07	620.0300	Concrete Median Sloped Nose	SF	87.00
10.02	624.0100	Water	MGAL	6.20
40.07	624.0100	Water	MGAL	2.20
40.06	625.0100	Topsoil	SY	20.00
40.06	628.2006	Erosion Mat Urban Class I Type A	SY	20.00
40.06	628.6505	Soil Stabilizer Type A	ACRE	0.01
40.06	629.0210	Fertilizer Type B	CWT	0.01
40.06	630.0500	Seed Water	MGAL	0.50
40.07	650.7000	Construction Staking Concrete Pavement	LF	200.00
40.06	650.9000	Construction Staking Curb Ramps	EACH	1.00
20.01	652.0615	Conduit Special 3-Inch	LF	84.00
20.01	656.0200.311	Electrical Service Meter Breaker Pedestal (Shorewood)	LS	1.00
40.01	690.0150	Sawing Asphalt	LF	450.00
40.01	690.0250	Sawing Concrete	LF	16.00
40.07	715.0720	Incentive Compressive Strength Concrete Pavement	DOL	130.00
20.01	SPV.0060.301	Platform Electrical Cabinet	EACH	1.00
20.01	SPV.0060.302	Platform Communication Cabinet	EACH	1.00
20.01	SPV.0060.311	Snow Melt System Shelter Type B1	EACH	1.00
20.01	SPV.0060.316	Shelter Photovoltaic System	EACH	1.00
20.01	SPV.0060.409	Reinforced Concrete Platform Type B1	EACH	1.00
20.01	SPV.0060.425	Platform Shelter Type B1	EACH	1.00
40.06	SPV.0060.507.01	Perennials & Native Grasses (Butterfly Milkweed, Potted, 1 GAL)	EACH	3.00
40.06	SPV.0060.507.02	Perennials & Native Grasses (Sand Coreopsis, Potted, 1 GAL)	EACH	2.00
40.06	SPV.0060.507.03	Perennials & Native Grasses (Purple Prairie Clover, Potted, 1 GAL)	EACH	4.00
40.06	SPV.0060.507.04	Perennials & Native Grasses (Purple Coneflower, Potted, 1 GAL)	EACH	3.00
40.06	SPV.0060.507.05	Perennials & Native Grasses (Blazing Star, Potted, 1 GAL)	EACH	4.00
40.06	SPV.0060.507.08	Perennials & Native Grasses (Black-eyed Susan, Potted, 1 GAL)	EACH	4.00
40.06	SPV.0060.507.11	Perennials & Native Grasses (Prairie Dropseed, Potted, 1 GAL)	EACH	2.00
40.06	SPV.0060.507.12	Perennials & Native Grasses (Canada Anemone, Potted, 1 GAL)	EACH	4.00
40.06	SPV.0060.507.14	Perennials & Native Grasses (Prairie Smoke, Potted, 1 GAL)	EACH	5.00
40.06	SPV.0060.507.15	Perennials & Native Grasses (June Grass, Potted, 1 GAL)	EACH	3.00
40.06	SPV.0060.507.16	Perennials & Native Grasses (Jacob's Ladder, Potted, 1 GAL)	EACH	5.00

REVISED 11/28/22 ALM

60631225P	60631225P
MISCELLANEOUS QUANTITIES	CITY OF MADISON, DANE COUNTY, WI
BUS RAPID TRANSIT	CONTRACT NO: 60631225C
CITY OF MADISON	
	
60631225P	
MQ-27	

UNIVERSITY AVENUE AT SHOREWOOD BOULEVARD

SCC Code	ITEM NUMBER	DESCRIPTION	UNITS	QUANTITY
40.02	SPV.0060.606	Storm Sewer Tap	EACH	2.00
40.02	SPV.0060.624	Adjust Inlets 2x3-FT, Special	EACH	2.00
40.06	SPV.0085.501	Seeding	LB	0.40
40.07	SPV.0090.003	Concrete Curb & Gutter 24-Inch Type H Special	LF	12.00
40.07	SPV.0090.004	Concrete Curb & Gutter Integral 24-Inch Special	LF	50.00
40.06	SPV.0090.006	Concrete Curb Extension 6-Inch	LF	67.00
40.06	SPV.0090.007	Concrete Curb Extension 24-Inch	LF	10.00
40.07	SPV.0090.011	Docking Guide Strip	LF	163.00
10.02	SPV.0090.014	Concrete Gutter 12-Inch	LF	200.00
40.07	SPV.0090.016	Concrete Curb & Gutter Integral 24-Inch Type J (Mountable)	LF	90.00
40.07	SPV.0090.017	Concrete Curb & Gutter Integral 18-Inch Special	LF	41.00
20.01	SPV.0090.301	Electrical Wire Lighting 3/0 AWG	LF	404.00
40.06	SPV.0090.401	Pedestrian Handrail	LF	73.00
40.02	SPV.0090.602	PVC Pipe 8-inch	LF	2.00
40.06	SPV.0165.401	Concrete Sloped Walkway	SF	330.00

DATE	BY
11/28/22	ALM
DATE	BY
11/28/22	ALM

60631225P  
 CITY OF MADISON, DANE COUNTY, WI  
 CONTRACT NO: 60631225C

MISCELLANEOUS QUANTITIES  
 BUS RAPID TRANSIT  
 CITY OF MADISON



60631225P  
 MQ-28


PREPARED BY: ALM DATE: 11/28/22  
 CHECKED BY: ALM DATE: 11/28/22  
 DRAWN BY: ALM DATE: 11/28/22  
 DATE: 11/28/22  
 CITY OF MADISON, DANE COUNTY, WI  
 CONTRACT NO: 60631225C



UNIVERSITY AVENUE AT UNIVERSITY BAY DRIVE

SCC Code	ITEM NUMBER	DESCRIPTION	UNITS	QUANTITY
40.01	204.0150	Removing Curb & Gutter	LF	360.00
40.01	204.0155	Removing Concrete Sidewalk	SY	31.00
40.01	205.0100	Excavation Common	CY	360.00
10.02	305.0120	Base Aggregate Dense 1 1/4-Inch	TON	130.00
20.01	305.0120	Base Aggregate Dense 1 1/4-Inch	TON	27.00
40.07	305.0120	Base Aggregate Dense 1 1/4-Inch	TON	63.00
10.02	305.0130	Base Aggregate Dense 3-Inch	TON	150.00
20.01	305.0130	Base Aggregate Dense 3-Inch	TON	29.00
40.07	305.0130	Base Aggregate Dense 3-Inch	TON	36.00
10.02	405.0100	Coloring Concrete WisDOT Red	CY	92.00
10.02	415.0110	Concrete Pavement 11-Inch	SY	400.00
10.02	415.4100	Concrete Pavement Joint Filling	SY	450.00
40.06	602.0420	Concrete Sidewalk 7-Inch	SF	830.00
40.06	602.0515	Curb Ramp Detectable Warning Field Natural Patina	SF	40.00
40.07	620.0300	Concrete Median Sloped Nose	SF	71.00
10.02	624.0100	Water	MGAL	5.60
40.07	624.0100	Water	MGAL	3.10
40.06	625.0100	Topsoil	SY	6.00
40.06	628.2006	Erosion Mat Urban Class I Type A	SY	6.00
40.06	628.6505	Soil Stabilizer Type A	ACRE	0.01
40.06	629.0210	Fertilizer Type B	CWT	0.01
40.06	630.0500	Seed Water	MGAL	0.10
40.07	650.7000	Construction Staking Concrete Pavement	LF	180.00
40.06	650.9000	Construction Staking Curb Ramps	EACH	1.00
20.01	652.0615	Conduit Special 3-Inch	LF	48.00
20.01	656.0200.312	Electrical Service Meter Breaker Pedestal (University Bay)	LS	1.00
40.01	690.0150	Sawing Asphalt	LF	410.00
40.01	690.0250	Sawing Concrete	LF	4.00
40.07	715.0720	Incentive Compressive Strength Concrete Pavement	DOL	120.00
20.01	SPV.0060.301	Platform Electrical Cabinet	EACH	1.00
20.01	SPV.0060.302	Platform Communication Cabinet	EACH	1.00
20.01	SPV.0060.311	Snow Melt System Shelter Type B1	EACH	1.00
20.01	SPV.0060.316	Shelter Photovoltaic System	EACH	1.00
20.01	SPV.0060.409	Reinforced Concrete Platform Type B1	EACH	1.00
20.01	SPV.0060.425	Platform Shelter Type B1	EACH	1.00
40.06	SPV.0060.507.01	Perennials & Native Grasses (Butterfly Milkweed, Potted, 1 GAL)	EACH	3.00
40.06	SPV.0060.507.02	Perennials & Native Grasses (Sand Coreopsis, Potted, 1 GAL)	EACH	2.00
40.06	SPV.0060.507.03	Perennials & Native Grasses (Purple Prairie Clover, Potted, 1 GAL)	EACH	4.00
40.06	SPV.0060.507.04	Perennials & Native Grasses (Purple Coneflower, Potted, 1 GAL)	EACH	3.00
40.06	SPV.0060.507.05	Perennials & Native Grasses (Blazing Star, Potted, 1 GAL)	EACH	4.00
40.06	SPV.0060.507.08	Perennials & Native Grasses (Black-eyed Susan, Potted, 1 GAL)	EACH	4.00
40.06	SPV.0060.507.11	Perennials & Native Grasses (Prairie Dropseed, Potted, 1 GAL)	EACH	2.00
40.06	SPV.0060.507.12	Perennials & Native Grasses (Canada Anemone, Potted, 1 GAL)	EACH	4.00
40.06	SPV.0060.507.14	Perennials & Native Grasses (Prairie Smoke, Potted, 1 GAL)	EACH	5.00
40.06	SPV.0060.507.15	Perennials & Native Grasses (June Grass, Potted, 1 GAL)	EACH	3.00
40.06	SPV.0060.507.16	Perennials & Native Grasses (Jacob's Ladder, Potted, 1 GAL)	EACH	5.00

REVISED 11/28/22 ALM

60631225P	60631225P
MISCELLANEOUS QUANTITIES	CITY OF MADISON
BUS RAPID TRANSIT	CONTRACT NO: 60631225C
CITY OF MADISON	
	
60631225P	MQ-29

REVISED 11/16/22 ALM



JOHNSON STREET AT ORCHARD STREET EB

SCC Code	ITEM NUMBER	DESCRIPTION	UNITS	QUANTITY
40.01	201.0105	Clearing	STA	1.00
40.01	201.0120	Clearing	ID	4.00
40.01	201.0205	Grubbing	STA	1.00
40.01	201.0220	Grubbing	ID	4.00
40.01	204.0100	Removing Concrete Pavement	SY	600.00
40.01	204.0150	Removing Curb & Gutter	LF	57.00
40.01	204.0155	Removing Concrete Sidewalk	SY	430.00
40.02	204.0220	Removing Inlets	EACH	1.00
40.01	205.0100	Excavation Common	CY	170.00
10.02	305.0120	Base Aggregate Dense 1 1/4-Inch	TON	82.00
20.01	305.0120	Base Aggregate Dense 1 1/4-Inch	TON	25.00
40.07	305.0120	Base Aggregate Dense 1 1/4-Inch	TON	155.00
10.02	305.0130	Base Aggregate Dense 3-Inch	TON	90.00
20.01	305.0130	Base Aggregate Dense 3-Inch	TON	27.00
40.07	305.0130	Base Aggregate Dense 3-Inch	TON	96.00
10.02	405.0100	Coloring Concrete WisDOT Red	CY	86.00
40.07	405.1000	Stamping Colored Concrete	CY	27.00
10.02	415.0110	Concrete Pavement 11-Inch	SY	246.00
40.07	415.0110	Concrete Pavement 11-Inch	SY	107.00
40.07	415.4100	Concrete Pavement Joint Filling	SY	373.00
10.02	416.0610	Drilled Tie Bars	EACH	91.00
40.07	416.0610	Drilled Tie Bars	EACH	49.00
10.02	416.0620	Drilled Dowel Bars	EACH	12.00
40.02	520.8000	Concrete Collars for Pipe	EACH	1.00
10.02	601.0205	Concrete Gutter 24-Inch	LF	80.00
40.07	601.0452	Concrete Curb & Gutter Integral 30-Inch Type D	LF	30.00
40.07	601.0600	Concrete Curb Pedestrian	LF	110.00
40.06	602.0410	Concrete Sidewalk 5-Inch	SF	4530.00
40.06	602.0420	Concrete Sidewalk 7-Inch	SF	290.00
40.06	602.0515	Curb Ramp Detectable Warning Field Natural Patina	SF	40.00
40.02	608.0312	Storm Sewer Pipe Reinforced Concrete Class III 12-Inch	LF	104.00
40.02	611.0624	Inlet Covers Type H	EACH	1.00
40.02	611.3230	Inlets 2x3-FT	EACH	2.00
40.02	611.8110	Adjusting Manhole Covers	EACH	1.00
40.02	611.8115	Adjusting Inlet Covers	EACH	1.00
40.02	611.9710	Salvaged Inlet Covers	EACH	1.00
10.02	624.0100	Water	MGAL	3.50
40.07	624.0100	Water	MGAL	6.00
40.06	625.0100	Topsoil	SY	100.00
40.06	628.2006	Erosion Mat Urban Class I Type A	SY	100.00
40.06	628.6505	Soil Stabilizer Type A	ACRE	0.02
40.02	628.7020	Inlet Protection Type D	EACH	3.00
40.06	629.0210	Fertilizer Type B	CWT	0.06
40.06	630.0500	Seed Water	MGAL	2.30
40.02	650.4000	Construction Staking Storm Sewer	EACH	2.00
40.07	650.5500	Construction Staking Curb Gutter and Curb & Gutter	LF	100.00

REVISED 11/23/22 ALM

60631225P

MISCELLANEOUS QUANTITIES

BUS RAPID TRANSIT

CITY OF MADISON

CITY OF MADISON, DANE COUNTY, WI

CONTRACT NO.: 60631225C

60631225P

MQ-35

ADDENDUM #  
 REVISION  
 11/23/22  
 DATE  
 11/23/22  
 BY  
 [Signature]

JOHNSON STREET AT ORCHARD STREET EB

SCC Code	ITEM NUMBER	DESCRIPTION	UNITS	QUANTITY
40.07	650.7000	Construction Staking Concrete Pavement	LF	290.00
40.06	650.9000	Construction Staking Curb Ramps	EACH	4.00
20.01	652.0235	Conduit Rigid Nonmetallic Schedule 40 3-Inch	LF	47.00
20.01	656.0200.314	Electrical Service Meter Breaker Pedestal (Orchard EB)	LS	1.00
40.01	690.0250	Sawing Concrete	LF	730.00
40.07	715.0720	Incentive Compressive Strength Concrete Pavement	DOL	60.00
40.06	SPV.0035.003	Red Granite Chips	CY	1.00
20.01	SPV.0060.301	Platform Electrical Cabinet	EACH	1.00
20.01	SPV.0060.302	Platform Communication Cabinet	EACH	1.00
20.01	SPV.0060.304	Snow Melt System Shelter Type A2	EACH	1.00
20.01	SPV.0060.316	Shelter Photovoltaic System	EACH	1.00
20.01	SPV.0060.402	Reinforced Concrete Platform Type A2	EACH	1.00
20.01	SPV.0060.418	Platform Shelter Type A2	EACH	1.00
40.06	SPV.0060.507.01	Perennials & Native Grasses (Butterfly Milkweed, Potted, 1 GAL)	EACH	3.00
40.06	SPV.0060.507.02	Perennials & Native Grasses (Sand Coreopsis, Potted, 1 GAL)	EACH	3.00
40.06	SPV.0060.507.03	Perennials & Native Grasses (Purple Prairie Clover, Potted, 1 GAL)	EACH	4.00
40.06	SPV.0060.507.04	Perennials & Native Grasses (Purple Coneflower, Potted, 1 GAL)	EACH	3.00
40.06	SPV.0060.507.05	Perennials & Native Grasses (Blazing Star, Potted, 1 GAL)	EACH	7.00
40.06	SPV.0060.507.08	Perennials & Native Grasses (Black-eyed Susan, Potted, 1 GAL)	EACH	6.00
40.06	SPV.0060.507.11	Perennials & Native Grasses (Prairie Dropseed, Potted, 1 GAL)	EACH	2.00
40.06	SPV.0060.507.12	Perennials & Native Grasses (Canada Anemone, Potted, 1 GAL)	EACH	3.00
40.06	SPV.0060.507.13	Perennials & Native Grasses (Sky Blue Aster, Potted, 1 GAL)	EACH	3.00
40.06	SPV.0060.507.14	Perennials & Native Grasses (Prairie Smoke, Potted, 1 GAL)	EACH	6.00
40.06	SPV.0060.507.15	Perennials & Native Grasses (June Grass, Potted, 1 GAL)	EACH	4.00
40.06	SPV.0060.507.16	Perennials & Native Grasses (Jacob's Ladder, Potted, 1 GAL)	EACH	6.00
40.06	SPV.0085.501	Seeding	LB	1.80
40.07	SPV.0090.001	Concrete Curb & Gutter 30-Inch Type A Special	LF	310.00
40.07	SPV.0090.003	Concrete Curb & Gutter 24-Inch Type H Special	LF	70.00
40.06	SPV.0090.006	Concrete Curb Extension 6-Inch	LF	15.00
40.06	SPV.0090.007	Concrete Curb Extension 24-Inch	LF	10.00
40.07	SPV.0090.011	Docking Guide Strip	LF	70.00
20.01	SPV.0090.301	Electrical Wire Lighting 3/0 AWG	LF	256.00
40.06	SPV.0090.401	Pedestrian Handrail	LF	44.00
40.07	SPV.0165.002	Brick Pavers on Concrete Base	SF	320.00
40.06	SPV.0165.401	Concrete Sloped Walkway	SF	140.00

DATE	11/07/2022
PROJECT #	60631225P
DESCRIPTION	60631225P
DATE	11/07/2022
DATE	11/07/2022

60631225P  
 CITY OF MADISON, DANE COUNTY, WI  
 CONTRACT NO: 60631225C

MISCELLANEOUS QUANTITIES  
 BUS RAPID TRANSIT  
 CITY OF MADISON



60631225P  
 MQ-36

© The City of Madison, Wisconsin. All rights reserved. This document is the property of the City of Madison, Wisconsin. It is not to be distributed outside the City of Madison, Wisconsin.

STATION LOCATION: EAST WASHINGTON AVENUE AT MENDOTA STREET WB

SCC CODE	ITEM NUMBER	DESCRIPTION	UNITS	QUANTITY
40.01	204.0100	Removing Concrete Pavement	SY	410
40.01	204.0110	Removing Asphaltic Surface	SY	81
40.01	204.0115	Removing Asphaltic Surface Butt Joints	SY	7
40.01	204.0155	Removing Concrete Sidewalk	SY	120
40.01	204.0195	Removing Concrete Bases	EACH	1
40.02	204.0291.S	Abandoning Sewer	CY	1
40.01	205.0100	Excavation Common	CY	87
40.01	208.0100	Borrow	CY	11
10.03	305.0120	Base Aggregate Dense 1 1/4-Inch	TON	3
20.01	305.0120	Base Aggregate Dense 1 1/4-Inch	TON	19
40.06	305.0120	Base Aggregate Dense 1 1/4-Inch	TON	69
10.03	305.0130	Base Aggregate Dense 3-Inch	TON	8
10.03	415.0100	Concrete Pavement 10-Inch	SY	270
10.03	415.4100	Concrete Pavement Joint Filling	SY	320
40.07	416.0170	Concrete Driveway 7-Inch	SY	25
10.03	416.0610	Drilled Tie Bars	EACH	88
10.03	416.0620	Drilled Dowel Bars	EACH	46
40.07	455.0605	Tack Coat	GAL	6
40.02	460.2000	Incentive Density HMA Pavement	DOL	8
40.07	460.5224	HMA Pavement 4 LT 58-28 S	TON	10
40.07	601.0205	Concrete Gutter 24-Inch	LF	65
40.07	601.0452	Concrete Curb & Gutter Integral 30-Inch Type D	LF	110
40.06	602.0410	Concrete Sidewalk 5-Inch	SF	890
40.06	602.0420	Concrete Sidewalk 7-Inch	SF	1260
40.06	602.0605	Curb Ramp Detectable Warning Field Radial Yellow	SF	50
40.02	611.0535	Manhole Covers Type J-Special	EACH	1
20.01	624.0100	Water	MGAL	0.4
40.06	624.0100	Water	MGAL	1
40.06	625.0105	Topsoil	CY	7
40.08	628.1905	Mobilizations Erosion Control	EACH	1
40.08	628.1910	Mobilizations Emergency Erosion Control	EACH	1
40.06	628.2006	Erosion Mat Urban Class I Type A	SY	130
40.06	628.6505	Soil Stabilizer Type A	ACRE	0.03
40.02	628.7015	Inlet Protection Type C	EACH	2
40.06	629.0210	Fertilizer Type B	CWT	0.1
40.06	630.0500	Seed Water	MGAL	3
40.07	650.7000	Construction Staking Concrete Pavement	LF	240

STATION LOCATION: EAST WASHINGTON AVENUE AT MENDOTA STREET WB CONTINUED

SCC CODE	ITEM NUMBER	DESCRIPTION	UNITS	QUANTITY
20.01	652.0615	Conduit Special 3-Inch	LF	56
20.01	656.0200.333	Electrical Service Meter Breaker Pedestal (Mendota WB)	LS	1
40.01	690.0250	Sawing Concrete	LF	290
40.06	SPV.0060.001	Construction Staking Sidewalk	EACH	1
40.06	SPV.0060.002	Concrete Curb & Gutter Bike Ramp Special	EACH	1
40.01	SPV.0060.243	Removing Street Lighting Assembly	EACH	1
20.01	SPV.0060.301	Platform Electrical Cabinet	EACH	1
20.01	SPV.0060.302	Platform Communication Cabinet	EACH	1
20.01	SPV.0060.306	Snow Melt System Shelter Type A4	EACH	1
20.01	SPV.0060.404	Reinforced Concrete Platform Type A4	EACH	1
20.01	SPV.0060.420	Platform Shelter Type A4	EACH	1
40.06	SPV.0060.505	Tree Trimming	EACH	2
40.06	SPV.0060.507.01	Perennials & Native Grasses (Butterfly Milkweed, Potted, 1 GAL)	EACH	3
40.06	SPV.0060.507.02	Perennials & Native Grasses (Sand Coreopsis, Potted, 1 GAL)	EACH	2
40.06	SPV.0060.507.03	Perennials & Native Grasses (Purple Prairie Clover, Potted, 1 GAL)	EACH	4
40.06	SPV.0060.507.04	Perennials & Native Grasses (Purple Coneflower, Potted, 1 GAL)	EACH	3
40.06	SPV.0060.507.05	Perennials & Native Grasses (Blazing Star, Potted, 1 GAL)	EACH	4
40.06	SPV.0060.507.08	Perennials & Native Grasses (Black-eyed Susan, Potted, 1 GAL)	EACH	4
40.06	SPV.0060.507.11	Perennials & Native Grasses (Prairie Dropseed, Potted, 1 GAL)	EACH	2
40.06	SPV.0060.507.12	Perennials & Native Grasses (Canada Anemone, Potted, 1 GAL)	EACH	4
40.06	SPV.0060.507.14	Perennials & Native Grasses (Prairie Smoke, Potted, 1 GAL)	EACH	5
40.06	SPV.0060.507.15	Perennials & Native Grasses (June Grass, Potted, 1 GAL)	EACH	3
40.06	SPV.0060.507.16	Perennials & Native Grasses (Jacob's Ladder, Potted, 1 GAL)	EACH	5
40.02	SPV.0060.609	Relocate Hydrant	EACH	1
40.02	SPV.0060.613	Adjust Water Valve	EACH	2
40.02	SPV.0060.617	Sanitary Sewer Internal Chimney Seal	EACH	1
40.02	SPV.0060.626	5' Dia. Sanitary Sewer Access Structure (SAS)	EACH	1
40.02	SPV.0060.628	Lateral Cleanout	EACH	1
40.02	SPV.0060.629	Remove Sanitary Sewer Access Structure	EACH	1
40.02	SPV.0060.630	Wastewater Control	EACH	1
40.06	SPV.0085.501	Seeding	LB	2
40.07	SPV.0090.006	Concrete Curb Extension 6-Inch	LF	15
40.07	SPV.0090.011	Docking Guide Strip	LF	70
20.01	SPV.0090.301	Electrical Wire Lighting 3/0 AWG	LF	292
40.06	SPV.0090.401	Pedestrian Handrail	LF	24
40.02	SPV.0090.604	8-Inch Sanitary Sewer Pipe	LF	5
40.02	SPV.0090.611	6-Inch Sanitary Sewer Lateral	LF	36
40.06	SPV.0165.401	Concrete Sloped Walkway	SF	91

60631225P

CITY OF MADISON, DANE COUNTY, WI  
CONTRACT NO: 60631225C

MISCELLANEOUS QUANTITIES  
BUS RAPID TRANSIT  
CITY OF MADISON



60631225P

MQ18-E

SUN PRAIRIE PARK AND RIDE

SCC Code	ITEM NUMBER	DESCRIPTION	UNITS	QUANTITY
40.01	201.0105	Clearing	STA	1.00
40.01	201.0120	Clearing	ID	3.00
40.01	201.0205	Grubbing	STA	1.00
40.01	201.0220	Grubbing	ID	3.00
40.01	204.0150	Removing Curb & Gutter	LF	89.00
40.01	204.0155	Removing Concrete Sidewalk	SY	53.00
40.01	205.0100	Excavation Common	CY	82.00
40.06	305.0120	Base Aggregate Dense 1 1/4-Inch	TON	14.00
40.07	305.0120	Base Aggregate Dense 1 1/4-Inch	TON	61.00
40.07	305.0130	Base Aggregate Dense 3-Inch	TON	68.00
40.07	415.0100	Concrete Pavement 10-Inch	SY	132.00
40.07	415.4100	Concrete Pavement Joint Filling	SY	143.00
40.07	455.0605	Tack Coat	GAL	10.00
40.06	460.2000	Incentive Density HMA Pavement	DOL	10.00
40.07	460.6224	HMA Pavement 4 MT 58-28 S	TON	10.00
40.06	601.0411	Concrete Curb & Gutter 30-Inch Type D	LF	40.00
40.06	602.0410	Concrete Sidewalk 5-Inch	SF	1110.00
40.06	624.0100	Water	MGAL	2.90
40.06	625.0100	Topsoil	SY	112.00
40.06	628.2006	Erosion Mat Urban Class I Type A	SY	112.00
40.06	628.6505	Soil Stabilizer Type A	ACRE	0.02
40.06	629.0210	Fertilizer Type B	CWT	0.06
40.06	630.0500	Seed Water	MGAL	2.50
40.07	650.7000	Construction Staking Concrete Pavement	LF	80.00
40.01	690.0150	Sawing Asphalt	LF	219.00
40.01	690.0250	Sawing Concrete	LF	14.00
40.07	715.0720	Incentive Compressive Strength Concrete Pavement	DOL	40.00
30.01	SPV.0060.416	Overhead Charger Foundation	EACH	1.00
30.01	SPV.0060.449	Sun Prairie Restroom and Electrical Building	EACH	1.00
40.02	SPV.0060.610	4' Dia. Sanitary Sewer Access Structure (SAS)	EACH	1.00
40.02	SPV.0060.632	Furnish & Install 2-Inch Service Lateral	EACH	1.00
40.06	SPV.0085.501	Seeding	LB	2.00
40.02	SPV.0090.603	4-Inch Sanitary Sewer Lateral	LF	141.00
40.02	SPV.0090.610	Select Fill for Sanitary Sewer	LF	141.00
20.01	SPV.0105.303	Sun Prairie PNR Site Electrical	LS	1.00
20.01	SPV.0105.308	Sun Prairie PNR Electrical Service	LS	1.00

REVISED 11/28/22 ALM

11/28/22	ALM	11/28/22	ALM
11/28/22	ALM	11/28/22	ALM
11/28/22	ALM	11/28/22	ALM
11/28/22	ALM	11/28/22	ALM

60631225P  
CITY OF MADISON, DANE COUNTY, WI  
CONTRACT NO. 60631225C

MISCELLANEOUS QUANTITIES  
BUS RAPID TRANSIT  
CITY OF MADISON



60631225P

MQ-42

REVISED 11/07/22 ALM

Prepared by: [Name] Date: 11/28/22  
Checked by: [Name] Date: 11/28/22  
Reviewed by: [Name] Date: 11/28/22



Department of Public Works  
**Engineering Division**

Jim Wolfe, City Engineer

City-County Building, Room 115  
210 Martin Luther King, Jr. Boulevard  
Madison, Wisconsin 53703  
Phone: (608) 266-4751  
Fax: (608) 264-9275  
[engineering@cityofmadison.com](mailto:engineering@cityofmadison.com)  
[www.cityofmadison.com/engineering](http://www.cityofmadison.com/engineering)

**Deputy City Engineer**  
Gregory T. Fries, P.E.

**Principal Architect 2**  
Bryan Cooper, AIA

**Principal Engineer 2**  
John S. Fahmey, P.E.  
Chris Petykowski, P.E.  
Janet Schmidt, P.E.

**Principal Engineer 1**  
Christina M. Bachmann, P.E.  
Mark D. Moder, P.E.  
James M. Wolfe, P.E.

**Financial Manager**  
Steven B. Danner-Rivers

December 2, 2022

NOTICE OF ADDENDUM  
ADDENDUM NO. 5  
CONTRACT NO. 8716

EAST-WEST BUS RAPID TRANSIT IMPROVEMENT

Revise and amend the contract document(s) for the above project as stated in this addendum, otherwise, the original document shall remain in effect.

**SECTION A: ADVERTISEMENT FOR BIDS AND INSTRUCTIONS TO BIDDERS**

EDIT TO TABLE ON SHEET A-1: REMOVE AND REPLACE TABLE WITH THE FOLLOWING NEW DATES:

BID SUBMISSION (2:00 P.M.)	Thursday, December 15, 2022
BID OPEN (2:30 P.M.)	Thursday, December 15, 2022

**FOR INFORMATIONAL PURPOSES ONLY:**

Please see attached document with general questions/answers and clarifications. An additional addendum will be forthcoming to address modification to the plans and specifications.

**Any additional questions or requests for information must be received by Tuesday December 6, 5:00 pm Central Time. A final addendum will be issued by December 9 responding to any further inquiries, and will update some quantities, including revisions to traffic control basis of payment and quantities.**

Please acknowledge this addendum on page E1 of the contract documents and/or in Section E: Bidder's Acknowledgement on Bid Express.

Electronic version of these documents can be found on the Bid Express web site at:

<http://www.bidexpress.com>

If you are unable to download plan revisions associated with the addendum, please contact the Engineering office at 608-266-4751 receive the material by another route.

Sincerely,

\_\_\_\_\_  
Jim Wolfe  
City Engineer

East-West Bus Rapid Transit  
Contract # 8716

Addendum 5: Requests for Information

**Q: On the electrical drawings, there is a note on the light fixture schedule (page E005); Note D states; Fixtures to meet Buy America(n) requirements.**

**There is no description of this in the Project Specifications.**

**Can you please provide more info, as there is multiple specific descriptions to these requirements.**

A: Light fixtures shall meet Buy America requirements: <https://www.transit.dot.gov/buyamerica>.

**Q: In the updated PDF's I do not see a detail for Reinforced Concrete Platform without a Canopy. Am I missing it? We would need a foundation plan similar to S100-S109 in plan set 10 to understand the dimension of platform as well as a plan showing knee walls, planter, detectables.**

A: SPV 0060.448 Reinforced Concrete Platform without a Canopy shall use the reinforced concrete slab detail Type A2 on sheet S-S100 for University Avenue at East Campus Mall. As this is "without a canopy" the canopy structure shown bolted to the structural slab is not needed. The knee walls are not needed. Detectable warning fields, directional tiles and docking guide strips are required. Payment shall include the planter for this platform as shown in the plans as well as underground conduit and grounding grid to allow for a future canopy and amenities to be installed identify to a Type A2 shelter. Stub the conduit in the 6" topping slab and cap.

The Hanson Road platform shall use the reinforced concrete slab detail Type B2 on sheet S-S108. Knee walls are not required at Hanson Road as part of the SPV.0060.410 Reinforced Concrete Platform Type B2 bid item. There is no canopy, planter, crescent wall, conduit, nor grounding grid at this location. Detectable warning fields, directional tiles, and docking guide strips are required.

**Q: There is no spec on the color of the composite backer boards for the docking guide strip. Is there a preference on the color of these composite backer boards?**

A: Match the docking guide strip color.

**Q: Will cad files be provided to the apparent low bidder or earlier? There are a lot of "incidental" survey items, like shooting match points and taking care of landmark reference monuments, and CAD would help us estimate this effort to include it in our quote.**

A: Provided to apparent low bidder.

**Q: Can a microsoft excel bid form be provided? Bid Express shows me the items as 21 pages of separate items. Along those lines, is bid express updating the values of the items as addenda come out? Or do I need to manually make those changes?**

A: Bid Express updates these items. A separate file will not be provided.

**Q: can the curb ramp point tables be made available in excel as well?**

A: Provided to apparent low bidder.

**Q: based on the general notes in the front of the plan, we are assuming as a staking company that we will not be responsible to layout sawcuts. There is no bid item, and it seems like the engineer will move these as needed anyway. I also can't find any language that says this is incidental (other than shooting the match points to verify that the design grades will work). Please confirm my assumption.**

A: 650.9910 Construction Staking Supplemental Control (project) covers staking that the contractor deems necessary to perform work outlined in the plan and special provisions that is not included in other staking items.

**Q: I also don't see any items for staking trees, benches, modular block walls, concrete platforms, fencing, irrigation systems, buildings, sanitary or water features, etc so that will not be included in my quote. I recommend that you take a look and maybe add bid items if this work should fall in our lap.**



A: 650.9910 Construction Staking Supplemental Control (project) covers staking that the contractor deems necessary to perform work outlined in the plan and special provisions that is not included in other staking items.

**Q: do the quantities for the electrical bases include what will be required for any temporary signals? Survey budgets can be eaten alive by temporary facility quantities that aren't spelled out.**

A: See the temporary traffic signal special provision section 16-41 Section E that states "Payment is full compensation according to standard spec 661.5."

**Q: I'm looking at the Traffic Control quantities for the Madison BRT project, and I have some concerns. Most of the TC items are only given a total of 342 days. Are we to assume that the contract is only paying for "1" item per day regardless of the quantity that are on the project on that day?**

A: The basis of payment and quantities will be revised in a final addendum.

**Q: Talking with the manufacturers of the directional warning fields, the way the directional warning fields are designed for this project does not comply with their recommended placement practices for ADA compliance. They referenced their directional tiles being used on the BART (Bay Area Rapid Transit) as the directional fields behind the detectable warning fields.**

**Additionally, the directional warning fields are not cast iron, so there is no way to match the patina finish on the detectable warning fields.**

**If everything is to match, the color should be changed to match one of the two manufacturers spec'd out for the directional warning fields.**

A: Directional tiles shall be behind the detectable warning fields. The edge shall only be the detectable warning fields. Provide color that most closely matches detectable warning fields.

**Q: The concrete platform spec which includes the Concrete Platform Without Shelter is part of DOES NOT include the planters, or crescent walls.**

**Planters and Crescent Walls are incidental to the Platform Shelters.**

**Also, the current qty for Platforms without a Canopy is 1.**

A: SPV 0060.448 Reinforced Concrete Platform without a Canopy shall use the reinforced concrete slab detail Type A2 on sheet S-S100 for University Avenue at East Campus Mall. As this is "without a canopy" the canopy structure shown bolted to the structural slab is not needed. The knee walls are not needed. Detectable warning fields, directional tiles and docking guide strips are required. Payment shall include the planter for this platform as well as underground conduit and grounding grid to allow for a future canopy and amenities to be installed identify to a Type A2 shelter. Stub the conduit in the 6" topping slab and cap.

The Hanson Road platform shall use the reinforced concrete slab detail Type B2 on sheet S-S108. Knee walls are not required at Hanson Road as part of the SPV.0060.410 Reinforced Concrete Platform Type B2 bid item. There is no canopy, planter, crescent wall, conduit, nor grounding grid at this location. Detectable warning fields, directional tiles, and docking guide strips are required.

**Q: The HVU has been replaced by the HVU2 should we estimate based on that? The ½" HIS-N internally threaded insert only is available and has testing for 5" embedment. How she we account for a 9" embedment? Or should we assume the HIS-N at 5" embed? It appears the steel bolt is required to be stainless steel, does the HIS-N need to be stainless steel as well? This would be the HIS-RN internally threaded insert.**

A: If HVU is no longer used and is replaced with HVU2 then yes base the estimate on HVU2. We understand testing has only been done at 5". Please use 9" embedment. Assume stainless steel sleeves and inserts. Use HIS-RN.



Department of Public Works  
**Engineering Division**

Jim Wolfe, City Engineer  
City-County Building, Room 115  
210 Martin Luther King, Jr. Boulevard  
Madison, Wisconsin 53703  
Phone: (608) 266-4751  
Fax: (608) 264-9275  
[engineering@cityofmadison.com](mailto:engineering@cityofmadison.com)  
[www.cityofmadison.com/engineering](http://www.cityofmadison.com/engineering)

**Deputy City Engineer**  
Gregory T. Fries, P.E.  
**Principal Architect 2**  
Bryan Cooper, AIA  
**Principal Engineer 2**  
John S. Fahrney, P.E.  
Chris Petykowski, P.E.  
Janet Schmidt, P.E.  
**Principal Engineer 1**  
Christina M. Bachmann, P.E.  
Mark D. Moder, P.E.  
James M. Wolfe, P.E.  
**Financial Manager**  
Steven B. Danner-Rivers

December, 8 2022

NOTICE OF ADDENDUM  
ADDENDUM NO. 6  
CONTRACT NO. 8716

EAST-WEST BUS RAPID TRANSIT IMPROVEMENT

Revise and amend the contract document(s) for the above project as stated in this addendum, otherwise, the original document shall remain in effect.

Summary of modifications includes:

- Quantity adjustments
- Enhanced information per contractor requests

**SPECIFICATIONS:**

**REVISE: ARTICLE 11-5 REINFORCED CONCRETE PLATFORM TYPE ##, ITEM SPV.0060.4##.**  
SECTION E AS FOLLOWS

*Add:*

Payment for SPV.0060.448 Reinforced Concrete Platform without a Canopy shall also include the planter as shown in the site plan, platform sign, and underground conduit and grounding grid, including stubbing and capping the conduit in the 6" topping slab, to allow for a future canopy and amenities to be installed typical to a Type A2 shelter layout. Payment for SPV.0060.448 Reinforced Concrete Platform without a Canopy does not include knee walls as knee walls are not required at this location.

Payment for SPV.0060.410 Reinforced Concrete Platform Type B2 bid item at the Hanson Road site does not include knee walls, conduit, nor grounding grid as knee walls, conduit and ground grid are not required at the Hanson Road site.

**ADD:** The following specification sections are issued for the first time with this Addendum and are included as part of the Architectural Special Provisions Package 1.

Section 220533 Heat Tracing Systems

**PLANS:**

**REMOVE AND INSERT REVISED PLAN SHEETS AS NOTED BELOW.**

**Plan Set 11**

SHEET MQ22-E (REV 12/05/2022): Inserted railing quantity.

SHEET MQ-43 (REV 11/17/2022): Removed traffic control quantities (shown on MQ-TC)

SHEET MQ-TC (REV 12/05/2022): Revised traffic control DAY quantities.

**PROPOSAL:**

Summary of changes to the bid items and quantities are summarized in the table below. Bidders shall reference the complete set of bid items found on Bid Express.

<b>ACTION</b>	<b>ITEM NO.</b>	<b>DESCRIPTION</b>	<b>UNITS</b>	<b>QUANTITY CHANGE</b>
INCREASE QUANTITY	305.0120	BASE AGGREGATE DENSE 1 1/4-INCH	TON	+215
DELETE ITEM	305.0125	BASE AGGREGATE DENSE 1 1/4-INCH	CY	-130
INCREASE QUANTITY	520.8000	CONCRETE COLLARS FOR PIPE	EACH	+1
INCREASE QUANTITY	601.0452	CONCRETE CURB & GUTTER INTEGRAL 30-INCH TYPE D	LF	+20
INCREASE QUANTITY	608.0312	STORM SEWER PIPE REINFORCED CONCRETE CLASS III 12-INCH	LF	+8
DECREASE QUANTITY	611.0535	MANHOLE COVERS TYPE J-SPECIAL	EACH	-2
DECREASE QUANTITY	611.0624	INLET COVERS TYPE H	EACH	+1
DECREASE QUANTITY	611.0639	INLET COVERS TYPE H-S	EACH	-4
DECREASE QUANTITY	611.3230	INLETS 2X3-FT	EACH	-2
INCREASE QUANTITY	611.8110	ADJUSTING MANHOLE COVERS	EACH	+7
DECREASE QUANTITY	611.8115	ADJUSTING INLET COVERS	EACH	-2
INCREASE QUANTITY	643.0300	TRAFFIC CONTROL DRUMS	DAY	+295,730
INCREASE QUANTITY	643.0410	TRAFFIC CONTROL BARRICADES TYPE II	DAY	+19,251
INCREASE QUANTITY	643.0420	TRAFFIC CONTROL BARRICADES TYPE III	DAY	+41,021
INCREASE QUANTITY	643.0705	TRAFFIC CONTROL WARNING LIGHTS TYPE A	DAY	+101,977

ACTION	ITEM NO.	DESCRIPTION	UNITS	QUANTITY CHANGE
INCREASE QUANTITY	643.0715	TRAFFIC CONTROL WARNING LIGHTS TYPE C	DAY	+156,402
INCREASE QUANTITY	643.0800	TRAFFIC CONTROL ARROW BOARDS	DAY	+8,366
INCREASE QUNATITY	643.0900	TRAFFIC CONTROL SIGNS	DAY	+97,623
INCREASE QUANTITY	643.1050	TRAFFIC CONTROL SIGNS PCMS	DAY	+4,012
INCREASE QUANTITY	644.1601	TEMPORARY PEDESTRIAN CURB RAMP	DAY	+1,128
DECREASE QUANTITY	SPV.0060.602	INLETS 2X3-FT, SPECIAL	EACH	-3
DECREASE QUANTITY	SPV.0165.003	COLD WEATHER PROTECTION OF CONCRETE SIDEWALK & DRIVE (POLYETHYLENE)	LF	-2264
DECREASE QUANTITY	SPV.0165.401	CONCRETE SLOPED WALKWAY	LF	-280


Please acknowledge this addendum on page E1 of the contract documents and/or in Section E: Bidder's Acknowledgement on Bid Express.

Electronic version of these documents can be found on the Bid Express web site at:

<http://www.bidexpress.com>

If you are unable to download plan revisions associated with the addendum, please contact the Engineering office at 608-266-4751 receive the material by another route.

Sincerely,




---

Jim Wolfe  
City Engineer

Addendum 6: Requests for Information

Additional information on question in Addendum 5

**Q: Do the quantities for the electrical bases include what will be required for any temporary signals? Survey budgets can be eaten alive by temporary facility quantities that aren't spelled out.**

A: See first page of each of the temporary traffic signal sheets for summary of materials for additional information to help understand what might be needed at these locations.

New question:

**Q: Will the BPN (skid resistance) value change also since it coincides with the hardness of the aggregate? In the addendum, the Mohs changed but not the 60 BPN.**

A: No – the skid resistance values originally given corresponds with a hardness of 7.

**Q: What is the detail for the loop sawing?**

A: Use WisDOT standard details 9F. Loop Detectors for roadway loops. For bike loops use the detail provided in Addendum 3, page SD-2.

**Q: Is there a specification for the Heat Trace for the overflow drains at the shelter?**

A: Included with this Addendum 6.

**Q: Should there be heat trace for the roof drains similar to the overflow drains?**

A: Yes.

**Q: In the Temporary Traffic Signals special provisions, it is called out to “arrange for all required electrical service modifications with utility. Pay all utility company installation cost for modifications required to maintain with temporary signal”. Our question is if the existing traffic signal cabinet is not going to be relocated, can the temporary traffic cabinet be energized from the existing service?**

A: Yes.

**Q: In the temporary traffic signal special provisions under C.3.1 controller. It states...“Install the controller and ensure that it is operational as part of the City of Madison closed loop system”. How is this to be accomplished? And can you provide a plan or diagram?**

A: Contractor to reconnect the existing fiber communication to the temporary signal controller. Contractor may use the existing switches and cables to facilitate this connection. If using the existing switches and cables, please provide Traffic Engineering with the existing equipment being used and provide that equipment back to the City after completion of the new signal.

**Q: In the temporary traffic signal special provisions notes B.4 & B.5 preemption and detection hardware and cable. Are we to assume all temporary traffic signal intersections are to have detection and preemption? Or, should we base our bid off of the summary of materials on the first plant sheet of each temporary traffic signal plan? Some of the summary of material lists has detection as a quantity of 0. And some Summary of material lists do not identify Preemption.**

A: All temporary traffic signal locations should have detection. Use the materials list to identify where EVP is needed for temporary traffic signals.

**Q: Can an alternate manufacture for snowmelt be used?**

A: Approved equals are allowed.

## SECTION 220533 - HEAT TRACING SYSTEMS

### PART 1 - GENERAL

#### 1.01 DESCRIPTION:

- A. Provide plumbing piping heat tracing as shown on Drawings for freeze prevention, domestic hot-water-temperature maintenance, and snow and ice melting on roofs and in gutters and downspouts with the following electric heating cables as indicated and in compliance with Contract Documents.
  - 1. Plastic insulated, series resistance
  - 2. Self-regulating, parallel resistance
  - 3. Constant wattage

#### 1.02 REFERENCES:

- A. Institute of Electrical and Electronics Engineers (IEEE):
  - 1. 515.1: Testing, Design, Installation, and Maintenance of Electrical Resistance Trace Heating for Commercial Applications
- B. National Fire Protection Association (NFPA):
  - 1. 70: National Electrical Code.

#### 1.03 SUBMITTALS:

- A. Submit the following shop drawings.
- B. Product Data: For each type of product.
  - 1. Include rated capacities, operating characteristics, and furnished specialties and accessories.
  - 2. Schedule heating capacity, length of cable, spacing, and electrical power requirement for each electric heating cable required.
- C. Shop Drawings: For electric heating cable.
  - 1. Include plans, elevations, sections, and attachment details.
  - 2. Include diagrams for power, signal, and control wiring.
- D. Field quality-control reports.
- E. Sample Warranty: For special warranty.
- F. Operation and Maintenance Data: For electric heating cables to include in operation and maintenance manuals.

#### 1.04 WARRANTY:

- A. Special Warranty: Manufacturer agrees to repair or replace electric heating cable that fails in materials or workmanship within specified warranty period.

1. Warranty Period: Three years from date of Substantial Completion.

## PART 2 - PRODUCTS

### 2.01 SELF-REGULATING, PARALLEL-RESISTANCE HEATING CABLES:

- A. Manufacturers:
  1. Chromalox
  2. Delta-Therm
  3. Raychem
- B. Comply with IEEE 515.1.
- C. The self-regulating heating cable shall consist of two (2) 16 AWG nickel-copper bus wires embedded in parallel in a self-regulating polymer core that varies its power output to respond to temperature all along its length, allowing the heating cable to be cut to length in the field. The heating cable shall be covered by a radiation-crosslinking modified polyolefin dielectric jacket. To provide a ground path and to enhance the heating cable's ruggedness, the heating cable shall have a braid of tinned copper and an outer jacket of modified polyolefin.
  1. For installation on plastic piping, the heating cable shall be applied using aluminum tape.
- D. In order to conserve energy and to prevent overheating, the heating cable shall have a self-regulating factor of at least 90 percent. The self-regulating factor is defined as the percentage reduction, without thermostatic control, of the heating cable output going from 40 degrees F pipe temperature operation to 150 degrees F pipe temperature operation.
  1. The heating cable shall operate on line voltage of 277 volts without the use of transformers.
  2. Electrical Insulating Jacket: Flame-retardant polyolefin.
  3. Cable Cover: Tinned-copper braid, and polyolefin outer jacket with UV inhibitor.
  4. Maximum Operating Temperature (Power On): 150 degrees F.
  5. Maximum Exposure Temperature (Power Off): 185 degrees F.
  6. Maximum Operating Temperature: 300 degrees F.
- E. Power connection, end seal, splice and tee kit components shall be applied in the field.
- F. All heating-cable components shall be UL Listed, CSA Certified, or FM Approved for use as part of the system to provide freeze protection. Component enclosures shall be rated NEMA 4X to prevent water ingress and corrosion. Installation shall not require the installing contractor to cut into the heating-cable core to expose the bus wires. Connection systems that require the installing contractor to strip the bus wires or that use crimps or terminal blocks, shall not be acceptable. All components that make an electrical connection shall be re-enterable for servicing. An exception will be made in areas where a conduit transition is required.
- G. Capacities and Characteristics: The heating cable for metal-pipe freeze protection shall be sized according to the table below. The required cable output rating is in watts per foot at 50 degrees F assuming 1 inch thick fiberglass insulation.

Heat Output based on Min. Ambient Temp. of 0 degrees F:

Pipe Size (Inches)	Cable Output Rating
3 or less	5 watts
4	5 watts
6	8 watts
8	8 watts
10 +	8 watts x 2 runs

H. Electrical Components, Devices, and Accessories: Listed and labeled as defined in NFPA 70, by a qualified testing agency, and marked for intended location and application.

I. Capacities and Characteristics:

1. Maximum Heat Output: 8 W/ft
2. Piping Diameter: 4 inch maximum
3. Number of Parallel Cables: 2
4. Spiral Wrap Pitch: 12 inches
5. Electrical Characteristics for Single-Circuit Connection:
  - a. Volts: 208
  - b. Phase: Single
  - c. Hertz: 60

## 2.02 CONTROLS:

A. Pipe-Mounted Thermostats for Freeze Protection:

1. Building with Mechanical System Building Automation System Available:
  - a. Provide controls as required to connect and control heat trace via the building automation system (BAS). All components necessary to enable/disable and monitor the heat trace system shall be provided including any gateways or translators to speak to the BacNET MSTP BAS.
  - b. Remote, resistance temperature device, or thermistor for directly sensing pipe-wall temperature.
  - c. Corrosion-resistant, waterproof control enclosure.
  - d. Heat trace shall be enabled/disabled via BAS system. TC contractor shall coordinate with the ME/EC for install and control of the heat trace and all other snow melt systems.
  - e. Basis of Design: Raychem ACS-30 with ProtoNode gateway.
2. Building Without Mechanical System Building Automation System Available:
  - a. Remote bulb unit with adjustable temperature range from 30 to 50 degrees F.
  - b. Snap action; open-on-rise, single-pole switch with minimum current rating adequate for connected cable.
  - c. Remote bulb on capillary, resistance temperature device, or thermistor for directly sensing pipe-wall temperature.
  - d. Corrosion-resistant, waterproof control enclosure.

## 2.03 ACCESSORIES:

A. Cable Installation Accessories: Fiberglass tape, heat-conductive putty, cable ties, silicone end seals and splice kits, and installation clips all furnished by manufacturer, or as recommended in writing by manufacturer.



- B. Warning Tape: Continuously printed "Electrical Tracing"; vinyl, at least 3 mils thick, and with pressure-sensitive, permanent, waterproof, self-adhesive back.
  - 1. Width for Markers on Pipes with OD, Including Insulation, Less than 6 Inches: 3/4 inch minimum.
  - 2. Width for Markers on Pipes with OD, Including Insulation, 6 Inches or Larger: 1-1/2 inches minimum.

### PART 3 - EXECUTION

#### 3.01 EXAMINATION:

- A. Examine surfaces and substrates to receive electric heating cables for compliance with requirements for installation tolerances and other conditions affecting performance.
  - 1. Ensure surfaces and pipes in contact with electric heating cables are free of burrs and sharp protrusions.
- B. Proceed with installation only after unsatisfactory conditions have been corrected.

#### 3.02 APPLICATIONS:

- A. Install the following types of electric heating cable for the applications described:
  - 1. Temperature Maintenance for Domestic Hot Water/Piping Systems: Self-regulating, parallel-resistance heating cable.

#### 3.03 INSTALLATION:

- A. Install electric heating cable across expansion, construction, and control joints according to manufacturer's written instructions; use cable-protection conduit and slack cable to allow movement without damage to cable.
- B. Electric Heating-Cable Installation for Snow and Ice Melting on Roofs and in Gutters and Downspouts: Install on roof and in gutters and downspouts with clips furnished by manufacturer that are compatible with roof, gutters, and downspouts.
- C. Electric Heating-Cable Installation for Freeze Protection for Piping:
  - 1. Install electric heating cables after piping has been tested and before insulation is installed.
  - 2. Install electric heating cables according to IEEE 515.1.
  - 3. Install insulation over piping with electric cables.
  - 4. Install warning tape on piping insulation where piping is equipped with electric heating cables.
- D. Electric Heating-Cable Installation for Temperature Maintenance for Domestic Hot Water:
  - 1. Install electric heating cables after piping has been tested and before insulation is installed.
  - 2. Install insulation over piping with electric heating cables.
  - 3. Install warning tape on piping insulation where piping is equipped with electric heating cables.
- E. Set field-adjustable switches and circuit-breaker trip ranges.

3.04 CONNECTIONS:

- A. Ground equipment according to Section 26 05 26.
- B. Connect wiring according to Section 26 05 19.

3.05 FIELD QUALITY CONTROL:

- A. Testing Agency: Engage a qualified testing agency to perform tests and inspections.
- B. Manufacturer's Field Service: Engage a factory-authorized service representative to test and inspect components, assemblies, and equipment installations, including connections.
- C. Perform the following tests and inspections:
  - 1. Perform tests after cable installation but before application of coverings such as insulation, wall or ceiling construction, or concrete.
  - 2. Test cables for electrical continuity and insulation integrity before energizing.
  - 3. Test cables to verify rating and power input. Energize and measure voltage and current simultaneously.
- D. Repeat tests for continuity, insulation resistance, and input power after applying thermal insulation on pipe-mounted cables.
- E. Cables will be considered defective if they do not pass tests and inspections.
- F. Prepare test and inspection reports.

3.06 PROTECTION:

- A. Protect installed heating cables, including non-heating leads, from damage during construction.
- B. Remove and replace damaged heat-tracing cables.

END OF SECTION 220533

STATION LOCATION: EAST WASHINGTON AVENUE AT INDEPENDENCE LANE WB

SCC CODE	ITEM NUMBER	DESCRIPTION	UNITS	QUANTITY
40.01	201.0120	Clearing	ID	13
40.01	201.0220	Grubbing	ID	13
40.01	204.0100	Removing Concrete Pavement	SY	780
40.01	204.0115	Removing Asphaltic Surface Butt Joints	SY	9
40.01	204.0120	Removing Asphaltic Surface Milling	SY	220
40.01	204.0150	Removing Curb & Gutter	LF	140
40.01	204.0155	Removing Concrete Sidewalk	SY	190
40.01	204.0195	Removing Concrete Bases	EACH	2
40.01	204.9090.S.01	Removing Retaining Wall and Railing	LF	160
40.01	205.0100	Excavation Common	CY	170
40.01	208.0100	Borrow	CY	79
20.01	305.0120	Base Aggregate Dense 1 1/4-Inch	TON	22
40.06	305.0120	Base Aggregate Dense 1 1/4-Inch	TON	130
40.07	305.0120	Base Aggregate Dense 1 1/4-Inch	TON	13
40.07	305.0130	Base Aggregate Dense 3-Inch	TON	37
10.02	405.0100	Coloring Concrete WisDOT Red	CY	35
40.07	405.1000	Stamping Colored Concrete	CY	2
10.02	415.0100	Concrete Pavement 10-Inch	SY	120
40.07	415.0100	Concrete Pavement 10-Inch	SY	250
10.02	415.4100	Concrete Pavement Joint Filling	SY	350
40.07	415.4100	Concrete Pavement Joint Filling	SY	320
10.02	416.0610	Drilled Tie Bars	EACH	226
10.02	416.0620	Drilled Dowel Bars	EACH	141
40.07	455.0605	Tack Coat	GAL	16
40.07	460.2000	Incentive Density HMA Pavement	DOL	20
40.07	460.5224	HMA Pavement 4 LT 58-28 S	TON	25
40.07	520.8000	Concrete Collars for Pipe	EACH	3
40.07	601.0205	Concrete Gutter 24-Inch	LF	75
40.07	601.0409	Concrete Curb & Gutter 30-Inch Type A	LF	43
40.07	601.0452	Concrete Curb & Gutter Integral 30-Inch Type D	LF	190
40.07	601.0600	Concrete Curb Pedestrian	LF	40
40.06	602.0410	Concrete Sidewalk 5-Inch	SF	1250
40.06	602.0420	Concrete Sidewalk 7-Inch	SF	2500
40.06	602.0515	Curb Ramp Detectable Warning Field Natural Patina	SF	100
40.02	608.0312	Storm Sewer Pipe Reinforced Concrete Class III 12-Inch	LF	5
40.02	611.0535	Manhole Covers Type J-Special	EACH	1
40.02	611.3230	Inlets 2x3-FT	EACH	1
40.02	611.8110	Adjusting Manhole Covers	EACH	2
40.02	611.8115	Adjusting Inlet Covers	EACH	1
40.02	611.9710	Salvaged Inlet Covers	EACH	1
40.07	620.0300	Concrete Median Sloped Nose	SF	43
10.02	624.0100	Water	MGAL	1
20.01	624.0100	Water	MGAL	0.4
40.06	624.0100	Water	MGAL	3
40.06	625.0105	Topsoil	CY	22
40.08	628.1905	Mobilizations Erosion Control	EACH	1
40.08	628.1910	Mobilizations Emergency Erosion Control	EACH	1
40.06	628.2006	Erosion Mat Urban Class I Type A	SY	400
40.06	628.6505	Soil Stabilizer Type A	ACRE	0.1
40.02	628.7015	Inlet Protection Type C	EACH	11
40.06	629.0210	Fertilizer Type B	CWT	0.3
40.05	630.0500	Seed Water	MGAL	10
40.07	650.7000	Construction Staking Concrete Pavement	LF	370
40.05	650.9000	Construction Staking Curb Ramps	EACH	5
20.01	652.0235	Conduit Rigid Nonmetallic Schedule 40 3-Inch	LF	19

STATION LOCATION: EAST WASHINGTON AVENUE AT INDEPENDENCE LANE WB CONTINUED

SCC CODE	ITEM NUMBER	DESCRIPTION	UNITS	QUANTITY
20.01	652.0515	Conduit Special 3-Inch	LF	176
40.01	690.0150	Sawing Asphalt	LF	15
40.01	690.0250	Sawing Concrete	LF	770
40.06	SPV.0060.001	Construction Staking Sidewalk	EACH	1
40.06	SPV.0060.002	Concrete Curb & Gutter Bike Ramp Special	EACH	1
20.01	SPV.0060.201	Install Electrical Pull Box Type I	EACH	1
40.01	SPV.0060.243	Removing Street Lighting Assembly	EACH	2
20.01	SPV.0060.301	Platform Electrical Cabinet	EACH	1
20.01	SPV.0060.302	Platform Communication Cabinet	EACH	1
20.01	SPV.0060.303	Snow Melt System Shelter Type A1	EACH	1
20.01	SPV.0060.316	Shelter Photovoltaic System	EACH	1
20.01	SPV.0060.401	Reinforced Concrete Platform Type A1	EACH	1
20.01	SPV.0060.417	Platform Shelter Type A1	EACH	1
40.06	SPV.0060.504.02	Trees (Autumn Blaze Freeman Maple, B&B, 2-IN)	EACH	1
40.06	SPV.0060.504.05	Trees (Kentucky Coffee Tree, B&B, 2-IN)	EACH	2
40.06	SPV.0060.504.06	Trees (Skyline Thornless Honey Locust, B&B, 2-IN)	EACH	1
40.06	SPV.0060.504.08	Trees (Swamp White Oak, B&B, 2-IN)	EACH	2
40.06	SPV.0060.504.09	Trees (Chinquapin Oak, B&B, 2-IN)	EACH	2
40.06	SPV.0060.504.11	Trees (American Sentry Linden, B&B, 2-IN)	EACH	3
40.06	SPV.0060.504.13	Trees (Princeton Elm, B&B, 2-IN)	EACH	2
40.06	SPV.0060.504.15	Trees ('Autumn Brilliance' Apple Serviceberry, B&B, 2-IN)	EACH	1
40.06	SPV.0060.507.01	Perennials & Native Grasses (Butterfly Milkweed, Potted, 1 GAL)	EACH	3
40.06	SPV.0060.507.02	Perennials & Native Grasses (Sand Coreopsis, Potted, 1 GAL)	EACH	3
40.06	SPV.0060.507.03	Perennials & Native Grasses (Purple Prairie Clover, Potted, 1 GAL)	EACH	4
40.06	SPV.0060.507.04	Perennials & Native Grasses (Purple Coneflower, Potted, 1 GAL)	EACH	3
40.06	SPV.0060.507.05	Perennials & Native Grasses (Blazing Star, Potted, 1 GAL)	EACH	7
40.06	SPV.0060.507.08	Perennials & Native Grasses (Black-eyed Susan, Potted, 1 GAL)	EACH	6
40.06	SPV.0060.507.11	Perennials & Native Grasses (Prairie Dropseed, Potted, 1 GAL)	EACH	2
40.06	SPV.0060.507.12	Perennials & Native Grasses (Canada Anemone, Potted, 1 GAL)	EACH	3
40.06	SPV.0060.507.13	Perennials & Native Grasses (Sky Blue Aster, Potted, 1 GAL)	EACH	3
40.06	SPV.0060.507.14	Perennials & Native Grasses (Prairie Smoke, Potted, 1 GAL)	EACH	6
40.06	SPV.0060.507.15	Perennials & Native Grasses (June Grass, Potted, 1 GAL)	EACH	4
40.06	SPV.0060.507.16	Perennials & Native Grasses (Jacob's Ladder, Potted, 1 GAL)	EACH	6
40.02	SPV.0060.606	Storm Sewer Tap	EACH	3
40.02	SPV.0060.611	Inlet Cover R-1878-B7G	EACH	1
40.02	SPV.0060.613	Adjust Water Valve	EACH	4
40.02	SPV.0060.621	Sewer Cleanout	EACH	1
40.07	SPV.0060.633	Adjust MMSD Special	EACH	1
40.06	SPV.0085.501	Seeding	LB	7
40.07	SPV.0090.004	Concrete Curb & Gutter Integral 24-Inch Special	LF	240
40.07	SPV.0090.006	Concrete Curb Extension 6-Inch	LF	15
40.07	SPV.0090.011	Docking Guide Strip	LF	80
20.01	SPV.0090.302	Electrical Wire Lighting 4/0 AWG	LF	856
40.07	SPV.0090.402	Railing Steel Special	LF	185
40.02	SPV.0090.602	PVC Pipe 8-inch	LF	120
40.02	SPV.0090.612	PVC Pipe 12-inch	LF	23
40.05	SPV.0165.403	Wall Modular Block Gravity Landscape (Independence)	SF	430

REVISION 11/02/22 DJC  
 REVISION 12/05/22 CTL

60631225P  
 CITY OF MADISON, DANE COUNTY, WI  
 CONTRACT NO: 60631225C  
 MISCELLANEOUS QUANTITIES  
 BUS RAPID TRANSIT  
 CITY OF MADISON  
 60631225P  
 MQ22-PT



CITY OF MADISON  
 BUS RAPID TRANSIT  
 CONTRACT NO: 60631225C  
 DATE PLOT DATE: 1/20/23

Undistributed				
SCC Code	ITEM NUMBER	DESCRIPTION	UNITS	QUANTITY
40.01	204.0120	Removing Asphaltic Surface Milling	SY	270.00
40.01	205.0100	Excavation Common	CY	270.00
40.01	209.1500	Backfill Granular Grade 1	TON	538.00
40.01	211.0200	Prepare Foundation for Concrete Pavement (project)	LS	1.00
40.07	416.0270	Concrete Driveway HES 7-Inch	SY	35.00
40.07	450.4000	HMA Cold Weather Paving	TON	2451.00
40.06	455.0605	Tack Coat	GAL	37.00
40.06	460.2000	Incentive Density HMA Pavement	DOL	19.00
40.07	460.7424	HMA Pavement 4 HT 58-28 H	TON	30.00
40.08	619.1000	Mobilization	EACH	1.00
40.06	625.0100	Topsoil	SY	1180.00
40.06	628.2006	Erosion Mat Urban Class I Type A	SY	710.00
40.06	628.2008	Erosion Mat Urban Class I Type B	SY	470.00
40.06	629.0205	Fertilizer Type A	CWT	1.00
40.06	632.9101	Landscape Planting Surveillance and Care Cycles	EACH	22.00
40.08	650.9910	Construction Staking Supplemental Control (project)	LS	1.00
40.01	690.0150	Sawing Asphalt	LF	500.00
40.01	801.0117	Railroad Flagging Reimbursement	DOL	21200.00
40.03	SPV.0035.002	Excavation, Hauling, Segregation, and Disposal of Contaminated Soil	TON	70.00
40.06	SPV.0060.614	Connect Pipe Underdrain to Existing Structure	EACH	2.00
40.06	SPV.0085.501	Seeding	LB	13.00
40.06	SPV.0085.502	Stormwater Management Seeding	LB	2.10
40.07	SPV.0090.008	Cold Weather Protection of Concrete Curb & Gutter (Polyethylene)	LF	4564.00
40.08	SPV.0105.002	Field Office Special	LS	1.00
40.06	SPV.0165.003	Cold Weather Protection of Concrete Sidewalk & Drive (Polyethylene)	SF	20300.00
20.01	SPV.0180.001	Cold Weather Protection of Concrete Pavement (Polyethylene)	SY	240.00
40.07	SPV.0180.001	Cold Weather Protection of Concrete Pavement (Polyethylene)	SY	3676.00

APPROVAL 1	DATE
APPROVAL 2	DATE
APPROVAL 3	DATE
APPROVAL 4	DATE
APPROVAL 5	DATE
APPROVAL 6	DATE
APPROVAL 7	DATE
APPROVAL 8	DATE
APPROVAL 9	DATE
APPROVAL 10	DATE
APPROVAL 11	DATE
APPROVAL 12	DATE
APPROVAL 13	DATE
APPROVAL 14	DATE
APPROVAL 15	DATE

60831225P  
 CITY OF MADISON, DANE COUNTY, WI  
 CONTRACT NO: 60831225C

MISCELLANEOUS QUANTITIES  
 BUS RAPID TRANSIT  
 CITY OF MADISON



60831225P

C:\:\Users\jgarcia\Documents\City of Madison\BRT\Business - Cost\Contract\60831225C\BRT\_BUS\_RAPID\_TRANSP.MXD  
 DATE PLOT: 11/17/22 10:42:02 AM

**TRAFFIC CONTROL**

SCC Code	ITEM NUMBER	DESCRIPTION	UNITS	QUANTITY
40.08	603.8000	Concrete Barrier Temporary Precast Delivered	LF	6,600
40.08	603.8125	Concrete Barrier Temporary Precast Installed	LF	6,600
40.08	514.0905	Crash Cushions Temporary	EACH	32
40.08	643.0300	Traffic Control Drums	DAY	296,072
40.08	643.0410	Traffic Control Barricades Type II	DAY	19,593
40.08	643.0420	Traffic Control Barricades Type III	DAY	41,363
40.08	643.0705	Traffic Control Warning Lights Type A	DAY	102,319
40.08	643.0715	Traffic Control Warning Lights Type C	DAY	156,744
40.08	643.0800	Traffic Control Arrow Boards	DAY	8,708
40.08	643.0900	Traffic Control Signs	DAY	97,965
40.08	643.1050	Traffic Control Signs PCMS	DAY	4,354
40.08	643.5000	Traffic Control	EACH	1
40.08	644.1410	Temporary Pedestrian Surface Asphalt	SF	4,464
40.08	644.1420	Temporary Pedestrian Surface Plywood	SF	4,464
40.08	644.1430	Temporary Pedestrian Surface Plate	SF	4,464
40.08	644.1601	Temporary Pedestrian Curb Ramp	DAY	1,470
40.08	644.1810	Temporary Pedestrian Barricade	LF	9,300
40.08	649.0105	Temporary Marking Line Paint 4-Inch	LF	338,245
40.08	649.0505	Temporary Marking Arrow Paint	EACH	372
40.08	649.0605	Temporary Marking Word Paint	EACH	636
40.08	649.0805	Temporary Marking Stop Line Paint 18-Inch	LF	2,899

REVISED 12/05/22 KJC

REVISED 12/05/22 KJC

REVISION	DATE	BY
1	12/05/22	KJC
ADDITIONAL		
MARK		
DATE		
BY		

60631225P  
 CITY OF MADISON, DANE COUNTY, WI  
 CONTRACT NO: 60631225C

MISCELLANEOUS QUANTITIES  
 BUS RAPID TRANSIT  
 CITY OF MADISON





60631225P  
 MQ-TC

**SECTION E: BIDDERS ACKNOWLEDGEMENT  
EAST-WEST BUS RAPID TRANSIT  
CONTRACT NO. 8716**

Bidder must state a Unit Price and Total Bid for each item. The Total Bid for each item must be the product of quantity, by Unit Price. The Grand Total must be the sum of the Total Bids for the various items. In case of multiplication errors or addition errors, the Grand Total with corrected multiplication and/or addition shall determine the Grand Total bid for each contract. The Unit Price and Total Bid must be entered numerically in the spaces provided. All words and numbers shall be written in ink.

1. The undersigned having familiarized himself/herself with the Contract documents, including Advertisement for Bids, Instructions to Bidders, Form of Proposal, City of Madison Standard Specifications for Public Works Construction - 2022 Edition thereto, Form of Agreement, Form of Bond, and Addenda issued and attached to the plans and specifications on file in the office of the City Engineer, hereby proposes to provide and furnish all the labor, materials, tools, and expendable equipment necessary to perform and complete in a workmanlike manner the specified construction on this project for the City of Madison; all in accordance with the plans and specifications as prepared by the City Engineer, including Addenda Nos. 1 through 6 to the Contract, at the prices for said work as contained in this proposal. (Electronic bids submittals shall acknowledge addendum under Section E and shall not acknowledge here)
2. If awarded the Contract, we will initiate action within seven (7) days after notification or in accordance with the date specified in the contract to begin work and will proceed with diligence to bring the project to full completion within the number of work days allowed in the Contract or by the calendar date stated in the Contract.
3. The undersigned Bidder or Contractor certifies that he/she is not a party to any contract, combination in form of trust or otherwise, or conspiracy in restraint of trade or commerce or any other violation of the anti-trust laws of the State of Wisconsin or of the United States, with respect to this bid or contract or otherwise.
4. I hereby certify that I have met the Bid Bond Requirements as specified in Section 102.5.  
*(IF BID BOND IS USED, IT SHALL BE SUBMITTED ON THE FORMS PROVIDED BY THE CITY. FAILURE TO DO SO MAY RESULT IN REJECTION OF THE BID).*
5. I hereby certify that all statements herein are made on behalf of Zenith Tech, Inc. (name of corporation, ~~partnership, or person submitting bid~~) a corporation organized and existing under the laws of the State of Wisconsin a partnership consisting of N/A; an individual trading as N/A; of the City of Waukesha State of Wisconsin; that I have examined and carefully prepared this Proposal, from the plans and specifications and have checked the same in detail before submitting this Proposal; that I have fully authority to make such statements and submit this Proposal in (its, their) behalf; and that the said statements are true and correct.

  
 \_\_\_\_\_  
 SIGNATURE  
Jason Samz, vice President  
 \_\_\_\_\_  
 TITLE, IF ANY



Sworn and subscribed to before me this 08 day of December, 2022.  
Nicole M. Koenig  
 (Notary Public or other officer authorized to administer oaths)  
 My Commission Expires 11/29/26  
 Bidders shall not add any conditions or qualifying statements to this Proposal.

Contract 8716 – Zenith Tech, Inc.

**Section F: Best Value Contracting (BVC)**

This section is a required document for the bid to be considered complete. There are two methods for completing the Best Value Contracting (BVC) form. Method one: The form can be filled out online and submitted to this site to be included with your electronic bid. Method two: The form can be downloaded from the site and submitted by hand to the City of Madison.

Method of Submittal for BVC (click in box below to choose) \*  
I will submit Bid Express fillable online form (BVC).

Best Value Contracting

1. The Contractor shall indicate the non-apprenticeable trades used on this contract.

None

2. Madison General Ordinance (M.G.O.), 33.07(7), does provide for some exemptions from the active apprentice requirement. Apprenticeable trades are those trades considered apprenticeable by the State of Wisconsin. Please check applicable box if you are seeking an exemption.

Contractor has a total skilled workforce of four or less individuals in all apprenticeable trades combined.

No available trade training program; The Contractor has been rejected by the only available trade training program, or there is no trade training program within 90 miles.

Contractor is not using an apprentice due to having a journey worker on layoff status, provided the journey worker was employed by the contractor in the past six months.

First time contractor on City of Madison Public Works contract requests a onetime exemption but intends to comply on all future contracts and is taking steps typical of a "good faith" effort.

Contractor has been in business less than one year.

Contractor doesn't have enough journeyman trade workers to qualify for a trade training program in that respective trade.

An exemption is granted in accordance with a time period of a "Documented Depression" as defined by the State of Wisconsin.

3. The Contractor shall indicate on the following section which apprenticeable trades are to be used on this contract. Compliance with active apprenticeship, to the extent required by M.G.O. 33.07(7), shall be satisfied by documentation from an applicable trade training body; an apprenticeship contract with the Wisconsin Department of Workforce Development or a similar agency in another state; or the U.S Department of Labor. This documentation is required prior to the Contractor beginning work on the project site.

The Contractor has reviewed the list and shall not use any apprenticeable trades on this project.

LIST APPRENTICABLE TRADES (check all that apply to your work to be performed on this contract)

- BRICKLAYER
- CARPENTER
- CEMENT MASON / CONCRETE FINISHER
- CEMENT MASON (HEAVY HIGHWAY)
- CONSTRUCTION CRAFT LABORER
- DATA COMMUNICATION INSTALLER
- ELECTRICIAN
- ENVIRONMENTAL SYSTEMS TECHNICIAN / HVAC SERVICE TECH/HVAC INSTALL / SERVICE
- GLAZIER
- HEAVY EQUIPMENT OPERATOR / OPERATING ENGINEER
- INSULATION WORKER (HEAT and FROST)
- IRON WORKER
- IRON WORKER (ASSEMBLER, METAL BLDGS)
- PAINTER and DECORATOR
- PLASTERER
- PLUMBER
- RESIDENTIAL ELECTRICIAN
- ROOFER and WATER PROOFER
- SHEET METAL WORKER
- SPRINKLER FITTER
- STEAMFITTER
- STEAMFITTER (REFRIGERATION)
- STEAMFITTER (SERVICE)
- TAPER and FINISHER
- TELECOMMUNICATIONS (VOICE, DATA and VIDEO) INSTALLER-TECHNICIAN
- TILE SETTER



**APPENDIX D**

THIS INFORMATION MUST BE SUBMITTED, ALONG WITH THE FTA CERTIFICATIONS, IN A SEPARATE SEALED ENVELOPE MARKED "ENVELOPE NO. 2-DBE REPORT/FTA CERTIFICATES." (To be completed by prime contractor)

D1. DBE PROGRAM SPECIAL PREQUALIFICATION REPORT/COVER SHEET

Project Name: East-West Bus Rapid Transit

Bidder's Name: Zenith Tech, Inc.

Bidder's Contact Person: Bill Wondrachek

Contact Person's Telephone Number: (262) 524-1800

**BIDDER CERTIFICATION**

I, Jason Samz, hereby declare and affirm that I am a duly authorized representative of zenith tech inc. and that I have personally reviewed the material and facts set forth in and submitted in this DBE Utilization Plan and, to the best of my knowledge and belief, the information in this Plan is true and correct.


Furthermore, the undersigned shall enter into formal written agreements with all listed DBE firms for work as indicated in this Plan and shall enter into such agreements within five (5) working days after receipt of the contract executed by the City of Madison, Wisconsin.

I, further declare and affirm that:

We have met the 14 % assigned DBE Goal

or

We request a Good Faith Efforts Waiver (  )

SIGNATURE   
NAME Jason Samz  
TITLE Vice President  
FIRM NAME Zenith Tech, Inc.  
DATE 12/05/2022

D2. DBE PROGRAM SPECIAL PREQUALIFICATION DBE UTILIZATION REPORT  
(Prime contractor to complete a report for each DBE utilized)

Name of DBE Firm: CON-COR CO INC

Address  
DBE Firm: W146 N5790 ENTERPRISE AVE  
W ENONNOC FALLS, WI 53051

DBE Firm Contact Person: PAUL POLZER

Contact Person's Telephone Number: 262-781-3660 - Office  
262-649-8576 - Cell

THIS DBE WILL BE A: (Check One)

Sub-contractor ( ) Supplier ( ) Joint Venture Partner

Type of work this DBE will perform: PAVEMENT SAWING

List total value of commitment to this firm: \$ \_\_\_\_\_  
\$50,774.90

List total percentage of commitment to this DBE: 0.08%

**D2. DBE PROGRAM SPECIAL PREQUALIFICATION DBE UTILIZATION REPORT**  
(Prime contractor to complete a report for each DBE utilized)

Name of DBE Firm: Beson+Houle, LLC

Address: W10716 Konow Rd  
DBE Firm: Rosemead, WI 54974

DBE Firm Contact Person: Jesse Houle

Contact Person's Telephone Number: 920-979-2914

THIS DBE WILL BE A: (Check One)

Sub-contractor ( ) Supplier ( ) Joint Venture Partner

Type of work this DBE will perform: SHED ERECTION

List total value of commitment to this firm: \$ 15,191,436.00

List total percentage of commitment to this DBE: 24.71%

D2. DBE PROGRAM SPECIAL PREQUALIFICATION DBE UTILIZATION REPORT  
(Prime contractor to complete a report for each DBE utilized)

Name of DBE Firm: Amor Green

Address DBE Firm: 430 E Albert St. Portage WI 53901

DBE Firm Contact Person: Owen Wade

Contact Person's Telephone Number: 608 617 9595 Cell 608 742 0055 office

THIS DBE WILL BE A: (Check One)

Sub-contractor ( ) Supplier ( ) Joint Venture Partner

Type of work this DBE will perform:

Erosion Control  
Sign Installation DBE Credit #

Landscaping - No DBE Credit  
Quote is separated

List total value of commitment to this firm: \$ \_\_\_\_\_

\$555,122.14

List total percentage of commitment to this DBE: 2.90%

**EAST-WEST BUS RAPID TRANSIT**

CONTRACT NO. 8716

DATE: 12/15/22

Zenith Tech, Inc.

Item	Quantity	Price	Extension
<b>Section B: Proposal Page-Base Bid</b>			
201.0105 - Clearing - STA	10.00	\$1,000.00	\$10,000.00
201.0115 - Clearing - ACRE	2.56	\$8,000.00	\$20,480.00
201.0120 - Clearing - ID	414.00	\$54.00	\$22,356.00
201.0205 - Grubbing - STA	10.00	\$1,000.00	\$10,000.00
201.0210 - Grubbing - SY	150.00	\$10.00	\$1,500.00
201.0215 - Grubbing - ACRE	2.56	\$2,500.00	\$6,400.00
201.0220 - Grubbing - ID	414.00	\$54.00	\$22,356.00
204.0100 - Removing Concrete Pavement - SY	20290.00	\$9.60	\$194,784.00
204.0110 - Removing Asphaltic Surface - SY	198.00	\$15.00	\$2,970.00
204.0115 - Removing Asphaltic Surface Butt Joints - SY	86.00	\$100.00	\$8,600.00
204.0120 - Removing Asphaltic Surface Milling - SY	3808.00	\$9.00	\$34,272.00
204.0150 - Removing Curb & Gutter - LF	9779.00	\$9.00	\$88,011.00
204.0155 - Removing Concrete Sidewalk - SY	5682.00	\$20.50	\$116,481.00
204.0170 - Removing Fence - LF	567.00	\$8.00	\$4,536.00
204.0195 - Removing Concrete Bases - EACH	187.00	\$600.00	\$112,200.00
204.0210 - Removing Manholes - EACH	1.00	\$1,300.00	\$1,300.00
204.0220 - Removing Inlets - EACH	46.00	\$1,300.00	\$59,800.00
204.0245.01 - Removing Storm Sewer - 12 inch or less - LF	388.00	\$85.00	\$32,980.00
204.0245.02 - Removing Storm Sewer - 15 inch - LF	36.00	\$85.00	\$3,060.00
204.0245.03 - Removing Storm Sewer - 18 inch - LF	233.00	\$85.00	\$19,805.00
204.0245.04 - Removing Storm Sewer - 24 inch - LF	36.00	\$85.00	\$3,060.00
204.0245.05 - Removing Storm Sewer - 27 inch - LF	150.00	\$85.00	\$12,750.00
204.0245.07 - Removing Storm Sewer - 21 inch - LF	38.00	\$85.00	\$3,230.00
204.0250 - Abandoning Manholes - EACH	2.00	\$740.00	\$1,480.00
204.0280 - Sealing Pipes - EACH	1.00	\$370.00	\$370.00
204.0291.S - Abandoning Sewer - CY	16.00	\$300.00	\$4,800.00
204.9090.S.01 - Removing Retaining Wall and Railing - LF	160.00	\$25.00	\$4,000.00
204.9090.S.02 - Removing Pedestrian Handrail - LF	95.00	\$9.70	\$921.50
204.9090.S.03 - Remove and Salvage Fence - LF	334.00	\$26.00	\$8,684.00
205.0100 - Excavation Common - CY	19445.00	\$31.00	\$602,795.00
208.0100 - Borrow - CY	656.00	\$2.20	\$1,443.20
208.1100 - Select Borrow - CY	825.00	\$19.00	\$15,675.00
209.0300.S - Backfill Course Aggregate Size No. 1 - CY	20.00	\$69.00	\$1,380.00
209.1500 - Backfill Granular Grade 1 - TON	1058.00	\$22.00	\$23,276.00
210.1100 - Backfill Structure Type A - CY	117.00	\$54.00	\$6,318.00
305.0120 - Base Aggregate Dense 1 1/4-Inch - TON	16708.00	\$20.75	\$346,691.00
305.0130 - Base Aggregate Dense 3-Inch - TON	15077.00	\$19.50	\$294,001.50
405.0100 - Coloring Concrete WisDOT Red - CY	1896.00	\$135.47	\$256,851.12
405.1000 - Stamping Colored Concrete - CY	249.00	\$683.11	\$170,094.39
415.0100 - Concrete Pavement 10-Inch - SY	13619.00	\$121.46	\$1,654,163.74
415.0110 - Concrete Pavement 11-Inch - SY	6821.00	\$130.01	\$886,798.21
415.4100 - Concrete Pavement Joint Filling - SY	27525.00	\$5.48	\$150,837.00
416.0170 - Concrete Driveway 7-Inch - SY	104.00	\$98.83	\$10,278.32
416.0610 - Drilled Tie Bars - EACH	4390.00	\$13.47	\$59,133.30
416.0620 - Drilled Dowel Bars - EACH	1712.00	\$25.37	\$43,433.44
450.4000 - HMA Cold Weather Paving - TON	2451.00	\$5.00	\$12,255.00
455.0605 - Tack Coat - GAL	2551.39	\$3.50	\$8,929.87
460.2000 - Incentive Density HMA Pavement - DOL	2270.00	\$1.00	\$2,270.00
460.5224 - HMA Pavement 4 LT 58-28 S - TON	123.00	\$206.00	\$25,338.00
460.6223 - HMA Pavement 3 MT 58-28 S - TON	876.00	\$111.40	\$97,586.40
460.6224 - HMA Pavement 4 MT 58-28 S - TON	1921.00	\$110.60	\$212,462.60
460.7223 - HMA Pavement 3 HT 58-28 S - TON	286.00	\$102.75	\$29,386.50
460.7422 - HMA Pavement 2 HT 58-28 H - TON	95.00	\$140.00	\$13,300.00
460.7424 - HMA Pavement 4 HT 58-28 H - TON	247.00	\$112.75	\$27,849.25
465.0125 - Asphaltic Surface Temporary - TON	3.00	\$400.00	\$1,200.00

**EAST-WEST BUS RAPID TRANSIT**

CONTRACT NO. 8716

DATE: 12/15/22

Zenith Tech, Inc.

Item	Quantity	Price	Extension
520.1018 - Apron Endwalls for Culvert Pipe 18-Inch - EACH	2.00	\$2,500.00	\$5,000.00
520.8000 - Concrete Collars for Pipe - EACH	60.00	\$1,400.00	\$84,000.00
521.3112 - Culvert Pipe Corrugated Steel 12-Inch - LF	12.00	\$150.00	\$1,800.00
601.0205 - Concrete Gutter 24-Inch - LF	5278.00	\$45.38	\$239,515.64
601.0407 - Concrete Curb & Gutter 18-Inch Type D - LF	351.00	\$34.42	\$12,081.42
601.0409 - Concrete Curb & Gutter 30-Inch Type A - LF	2229.00	\$51.76	\$115,373.04
601.0411 - Concrete Curb & Gutter 30-Inch Type D - LF	3427.00	\$66.67	\$228,478.09
601.0452 - Concrete Curb & Gutter Integral 30-Inch Type D - LF	4824.00	\$46.38	\$223,737.12
601.0454 - Concrete Curb & Gutter Integral 30-Inch Type J - LF	1180.00	\$47.74	\$56,333.20
601.0600 - Concrete Curb Pedestrian - LF	394.00	\$60.36	\$23,781.84
602.0410 - Concrete Sidewalk 5-Inch - SF	52950.00	\$12.07	\$639,106.50
602.0420 - Concrete Sidewalk 7-Inch - SF	40521.00	\$16.34	\$662,113.14
602.0515 - Curb Ramp Detectable Warning Field Natural Patina - SF	2800.00	\$39.21	\$109,788.00
602.0605 - Curb Ramp Detectable Warning Field Radial Yellow - SF	50.00	\$59.00	\$2,950.00
603.1436 - Concrete Barrier Type S36C - LF	183.00	\$266.09	\$48,694.47
603.1442 - Concrete Barrier Type S42C - LF	123.00	\$299.23	\$36,805.29
603.3535 - Concrete Barrier Transition Type S36 to S42 - EACH	1.00	\$16,217.50	\$16,217.50
603.8000 - Concrete Barrier Temporary Precast Delivered - LF	6600.00	\$5.00	\$33,000.00
603.8125 - Concrete Barrier Temporary Precast Installed - LF	6600.00	\$5.00	\$33,000.00
606.0100 - Riprap Light - CY	6.00	\$150.00	\$900.00
606.0200 - Riprap Medium - CY	4.00	\$150.00	\$600.00
608.0312 - Storm Sewer Pipe Reinforced Concrete Class III 12-Inch - LF	2073.00	\$140.00	\$290,220.00
608.0315 - Storm Sewer Pipe Reinforced Concrete Class III 15-Inch - LF	595.00	\$140.00	\$83,300.00
608.0318 - Storm Sewer Pipe Reinforced Concrete Class III 18-Inch - LF	402.00	\$120.00	\$48,240.00
608.0324 - Storm Sewer Pipe Reinforced Concrete Class III 24-Inch - LF	164.00	\$120.00	\$19,680.00
608.0327 - Storm Sewer Pipe Reinforced Concrete Class III 27-Inch - LF	150.00	\$200.00	\$30,000.00
608.0330 - Storm Sewer Pipe Reinforced Concrete Class III 30-Inch - LF	74.00	\$220.00	\$16,280.00
608.2314 - Storm Sewer Pipe Reinforced Concrete Horizontal Elliptical Class HE-III 14x23-Inch - LF	200.00	\$210.00	\$42,000.00
608.3012 - Storm Sewer Pipe Class III-A 12-Inch - LF	82.00	\$68.00	\$5,576.00
608.3018 - Storm Sewer Pipe Class III-A 18-Inch - LF	297.00	\$68.00	\$20,196.00
611.0535 - Manhole Covers Type J-Special - EACH	16.00	\$950.00	\$15,200.00
611.0606 - Inlet Covers Type B - EACH	1.00	\$1,200.00	\$1,200.00
611.0612 - Inlet Covers Type C - EACH	6.00	\$900.00	\$5,400.00
611.0624 - Inlet Covers Type H - EACH	24.00	\$1,100.00	\$26,400.00
611.0627 - Inlet Covers Type HM - EACH	6.00	\$1,200.00	\$7,200.00
611.0633 - Inlet Covers Type HM-GJ-S - EACH	1.00	\$1,300.00	\$1,300.00
611.0639 - Inlet Covers Type H-S - EACH	15.00	\$1,200.00	\$18,000.00
611.2003 - Manholes 3-FT Diameter - EACH	5.00	\$2,300.00	\$11,500.00
611.2004 - Manholes 4-FT Diameter - EACH	12.00	\$2,800.00	\$33,600.00
611.2005 - Manholes 5-FT Diameter - EACH	5.00	\$3,700.00	\$18,500.00
611.2044 - Manholes 4x4-FT - EACH	3.00	\$6,500.00	\$19,500.00
611.3004 - Inlets 4-FT Diameter - EACH	10.00	\$2,800.00	\$28,000.00
611.3220 - Inlets 2x2-FT - EACH	1.00	\$2,600.00	\$2,600.00
611.3230 - Inlets 2x3-FT - EACH	44.00	\$2,600.00	\$114,400.00
611.3901 - Inlets Median 1 Grate - EACH	3.00	\$6,600.00	\$19,800.00
611.8110 - Adjusting Manhole Covers - EACH	29.00	\$1,500.00	\$43,500.00
611.8115 - Adjusting Inlet Covers - EACH	32.00	\$500.00	\$16,000.00
611.9710 - Salvaged Inlet Covers - EACH	29.00	\$500.00	\$14,500.00
612.0106 - Pipe Underdrain 6-Inch - LF	749.00	\$36.75	\$27,525.75
612.0208 - Pipe Underdrain Unperforated 8-Inch - LF	126.00	\$66.00	\$8,316.00
614.0905 - Crash Cushions Temporary - EACH	32.00	\$2,150.00	\$68,800.00
619.1000 - Mobilization - EACH	1.00	\$5,397,000.00	\$5,397,000.00
620.0300 - Concrete Median Sloped Nose - SF	2330.00	\$20.43	\$47,601.90
624.0100 - Water - MGAL	617.10	\$36.75	\$22,678.43
625.0100 - Topsoil - SY	9103.00	\$4.80	\$43,694.40

**EAST-WEST BUS RAPID TRANSIT**

CONTRACT NO. 8716

DATE: 12/15/22

**Zenith Tech, Inc.**

Item	Quantity	Price	Extension
625.0105 - Topsoil - CY	255.30	\$46.00	\$11,743.80
627.0200 - Mulching - SY	36.00	\$1.00	\$36.00
628.1905 - Mobilizations Erosion Control - EACH	25.00	\$300.00	\$7,500.00
628.1910 - Mobilizations Emergency Erosion Control - EACH	25.00	\$350.00	\$8,750.00
628.2006 - Erosion Mat Urban Class I Type A - SY	10503.00	\$1.80	\$18,905.40
628.2008 - Erosion Mat Urban Class I Type B - SY	3610.00	\$1.80	\$6,498.00
628.6505 - Soil Stabilizer Type A - ACRE	3.00	\$3,500.00	\$10,500.00
628.7005 - Inlet Protection Type A - EACH	2.00	\$125.00	\$250.00
628.7015 - Inlet Protection Type C - EACH	156.00	\$60.00	\$9,360.00
628.7020 - Inlet Protection Type D - EACH	107.00	\$125.00	\$13,375.00
628.7560 - Tracking Pads - EACH	1.00	\$500.00	\$500.00
629.0205 - Fertilizer Type A - CWT	1.00	\$100.00	\$100.00
629.0210 - Fertilizer Type B - CWT	8.34	\$100.00	\$834.00
630.0500 - Seed Water - MGAL	297.21	\$80.00	\$23,776.80
632.9101 - Landscape Planting Surveillance and Care Cycles - EACH	22.00	\$1,500.00	\$33,000.00
634.0612 - Posts Wood 4x6-Inch x 12-FT - EACH	2.00	\$110.00	\$220.00
634.0616 - Posts Wood 4x6-Inch x 16-FT - EACH	3.00	\$125.00	\$375.00
634.0808 - Posts Tubular Steel 2x2-Inch x 8-FT - EACH	8.00	\$175.00	\$1,400.00
634.0809 - Posts Tubular Steel 2x2-Inch x 9.5-FT - EACH	34.00	\$175.00	\$5,950.00
634.0810 - Posts Tubular Steel 2x2-Inch x 10-FT - EACH	9.00	\$175.00	\$1,575.00
634.0811 - Posts Tubular Steel 2x2-Inch x 11-FT - EACH	67.00	\$200.00	\$13,400.00
634.0812 - Posts Tubular Steel 2x2-Inch x 12-FT - EACH	31.00	\$200.00	\$6,200.00
634.0814 - Posts Tubular Steel 2x2-Inch x 14-FT - EACH	6.00	\$225.00	\$1,350.00
634.0885 - Posts Tubular Steel 2x2-Inch x 8.5-FT - EACH	2.00	\$350.00	\$700.00
637.1220 - Signs Type I Reflective SH - SF	258.00	\$30.00	\$7,740.00
637.2210 - Signs Type II Reflective H - SF	1886.53	\$22.00	\$41,503.66
637.2215 - Signs Type II Reflective H Folding - SF	5.18	\$26.00	\$134.68
637.2220 - Signs Type II Reflective SH - SF	481.00	\$30.00	\$14,430.00
637.2230 - Signs Type II Reflective F - SF	35.00	\$25.00	\$875.00
638.2102 - Moving Signs Type II - EACH	89.00	\$75.00	\$6,675.00
638.2602 - Removing Signs Type II - EACH	330.00	\$35.00	\$11,550.00
638.3000 - Removing Small Sign Supports - EACH	163.00	\$50.00	\$8,150.00
638.3100 - Removing Structural Steel Sign Supports - EACH	3.00	\$500.00	\$1,500.00
638.4000 - Moving Small Sign Supports - EACH	23.00	\$75.00	\$1,725.00
643.0300 - Traffic Control Drums - DAY	296072.00	\$0.12	\$35,528.64
643.0410 - Traffic Control Barricades Type II - DAY	19593.00	\$0.20	\$3,918.60
643.0420 - Traffic Control Barricades Type III - DAY	41363.00	\$0.40	\$16,545.20
643.0705 - Traffic Control Warning Lights Type A - DAY	102319.00	\$0.08	\$8,185.52
643.0715 - Traffic Control Warning Lights Type C - DAY	156744.00	\$0.08	\$12,539.52
643.0800 - Traffic Control Arrow Boards - DAY	8708.00	\$7.50	\$65,310.00
643.0900 - Traffic Control Signs - DAY	97965.00	\$0.30	\$29,389.50
643.1050 - Traffic Control Signs PCMS - DAY	4354.00	\$28.00	\$121,912.00
643.5000 - Traffic Control - EACH	1.00	\$245,000.00	\$245,000.00
644.1410 - Temporary Pedestrian Surface Asphalt - SF	4464.00	\$6.25	\$27,900.00
644.1420 - Temporary Pedestrian Surface Plywood - SF	4464.00	\$6.82	\$30,444.48
644.1430 - Temporary Pedestrian Surface Plate - SF	4464.00	\$5.00	\$22,320.00
644.1601 - Temporary Pedestrian Curb Ramp - DAY	1470.00	\$17.00	\$24,990.00
644.1810 - Temporary Pedestrian Barricade - LF	9300.00	\$9.50	\$88,350.00
645.0112 - Geotextile Type DF Schedule B - SY	395.00	\$1.70	\$671.50
646.1020 - Marking Line Epoxy 4-Inch - LF	6937.00	\$0.86	\$5,965.82
646.1545 - Marking Line Grooved Wet Ref Contrast Epoxy 4-Inch - LF	1263.00	\$3.00	\$3,789.00
646.3545 - Marking Line Grooved Wet Ref Contrast Epoxy 8-Inch - LF	53458.00	\$4.00	\$213,832.00
646.5020 - Marking Arrow Epoxy - EACH	410.00	\$225.00	\$92,250.00
646.5120 - Marking Word Epoxy - EACH	658.00	\$250.00	\$164,500.00
646.5220 - Marking Symbol Epoxy - EACH	38.00	\$167.00	\$6,346.00
646.5320 - Marking Railroad Crossing Epoxy - EACH	17.00	\$1,900.00	\$32,300.00

**EAST-WEST BUS RAPID TRANSIT**

CONTRACT NO. 8716

DATE: 12/15/22

**Zenith Tech, Inc.**

Item	Quantity	Price	Extension
646.6220 - Marking Yield Line Epoxy 18-Inch - EACH	14.00	\$116.00	\$1,624.00
646.7405 - Marking Crosswalk Paint Transverse Line 6-Inch - LF	1169.00	\$7.22	\$8,440.18
646.7420 - Marking Crosswalk Epoxy Transverse Line 6-Inch - LF	662.00	\$12.00	\$7,944.00
646.8120 - Marking Curb Epoxy - LF	371.00	\$3.50	\$1,298.50
646.8220 - Marking Island Nose Epoxy - EACH	33.00	\$235.00	\$7,755.00
646.8320 - Marking Parking Stall Epoxy - LF	1625.00	\$4.30	\$6,987.50
649.0105 - Temporary Marking Line Paint 4-Inch - LF	338245.00	\$0.30	\$101,473.50
649.0505 - Temporary Marking Arrow Paint - EACH	372.00	\$65.00	\$24,180.00
649.0605 - Temporary Marking Word Paint - EACH	636.00	\$65.00	\$41,340.00
649.0805 - Temporary Marking Stop Line Paint 18-Inch - LF	2899.00	\$1.50	\$4,348.50
650.4000 - Construction Staking Storm Sewer - EACH	61.00	\$250.00	\$15,250.00
650.5000 - Construction Staking Base - LF	3689.00	\$6.00	\$22,134.00
650.5500 - Construction Staking Curb Gutter and Curb & Gutter - LF	6968.00	\$6.00	\$41,808.00
650.7000 - Construction Staking Concrete Pavement - LF	13077.00	\$6.00	\$78,462.00
650.7500 - Construction Staking Concrete Barrier - LF	336.00	\$6.00	\$2,016.00
650.8500 - Construction Staking Electrical Installations (project) - LS	1.00	\$15,000.00	\$15,000.00
650.9000 - Construction Staking Curb Ramps - EACH	142.00	\$250.00	\$35,500.00
650.9910 - Construction Staking Supplemental Control (project) - LS	1.00	\$100,000.00	\$100,000.00
650.9920 - Construction Staking Slope Stakes - LF	4702.00	\$5.00	\$23,510.00
652.0225 - Conduit Rigid Nonmetallic Schedule 40 2-Inch - LF	18919.00	\$13.63	\$257,865.97
652.0235 - Conduit Rigid Nonmetallic Schedule 40 3-Inch - LF	5996.00	\$19.62	\$117,641.52
652.0325 - Conduit Rigid Nonmetallic Schedule 80 2-Inch - LF	386.00	\$16.97	\$6,550.42
652.0335 - Conduit Rigid Nonmetallic Schedule 80 3-Inch - LF	2043.00	\$24.15	\$49,338.45
652.0605 - Conduit Special 2-Inch - LF	763.00	\$28.12	\$21,455.56
652.0615 - Conduit Special 3-Inch - LF	15169.00	\$38.76	\$587,950.44
652.0700.S - Install Conduit into Existing Item - EACH	122.00	\$754.06	\$91,995.32
652.0900 - Loop Detector Slots - LF	25871.00	\$21.63	\$559,589.73
653.0900 - Adjusting Pull Boxes - EACH	16.00	\$547.76	\$8,764.16
653.0905 - Removing Pull Boxes - EACH	75.00	\$202.26	\$15,169.50
654.0120 - Concrete Bases Type 10-Special - EACH	3.00	\$11,203.49	\$33,610.47
655.0230 - Cable Traffic Signal 5-14 AWG - LF	20545.00	\$2.28	\$46,842.60
655.0240 - Cable Traffic Signal 7-14 AWG - LF	11358.00	\$2.56	\$29,076.48
655.0260 - Cable Traffic Signal 12-14 AWG - LF	23521.00	\$3.51	\$82,558.71
655.0270 - Cable Traffic Signal 15-14 AWG - LF	6185.00	\$4.22	\$26,100.70
655.0280 - Cable Traffic Signal 19-14 AWG - LF	4911.00	\$4.87	\$23,916.57
655.0325 - Cable Type UF 2-8 AWG Grounded - LF	8489.00	\$3.21	\$27,249.69
655.0515 - Electrical Wire Traffic Signals 10 AWG - LF	32057.00	\$2.19	\$70,204.83
655.0615 - Electrical Wire Lighting 10 AWG - LF	1088.00	\$1.04	\$1,131.52
655.0620 - Electrical Wire Lighting 8 AWG - LF	24944.00	\$1.59	\$39,660.96
655.0630 - Electrical Wire Lighting 4 AWG - LF	62313.00	\$2.99	\$186,315.87
655.0645 - Electrical Wire Lighting 1/0 AWG - LF	294.00	\$6.33	\$1,861.02
655.0800 - Loop Detector Wire - LF	93846.00	\$2.58	\$242,122.68
656.0200.301 - Electrical Service Meter Breaker Pedestal (High Point) - LS	1.00	\$2,679.72	\$2,679.72
656.0200.302 - Electrical Service Meter Breaker Pedestal (Westfield) - LS	1.00	\$2,679.72	\$2,679.72
656.0200.303 - Electrical Service Meter Breaker Pedestal (Grand Canyon) - LS	1.00	\$2,679.72	\$2,679.72
656.0200.304 - Electrical Service Meter Breaker Pedestal (Island) - LS	1.00	\$2,679.72	\$2,679.72
656.0200.305 - Electrical Service Meter Breaker Pedestal (Rosa) - LS	1.00	\$2,679.72	\$2,679.72
656.0200.306 - Electrical Service Meter Breaker Pedestal (Whitney Way) - LS	1.00	\$2,679.72	\$2,679.72
656.0200.307 - Electrical Service Meter Breaker Pedestal (Regent) - LS	1.00	\$2,679.72	\$2,679.72
656.0200.308 - Electrical Service Meter Breaker Pedestal (Eau Claire) - LS	1.00	\$2,679.72	\$2,679.72
656.0200.310 - Electrical Service Meter Breaker Pedestal (Midvale) - LS	1.00	\$2,679.72	\$2,679.72
656.0200.311 - Electrical Service Meter Breaker Pedestal (Shorewood) - LS	1.00	\$2,679.72	\$2,679.72
656.0200.312 - Electrical Service Meter Breaker Pedestal (University Bay) - LS	1.00	\$2,679.72	\$2,679.72
656.0200.313 - Electrical Service Meter Breaker Pedestal (Orchard WB) - LS	1.00	\$2,679.72	\$2,679.72
656.0200.314 - Electrical Service Meter Breaker Pedestal (Orchard EB) - LS	1.00	\$2,679.72	\$2,679.72



**EAST-WEST BUS RAPID TRANSIT**

CONTRACT NO. 8716

DATE: 12/15/22

Zenith Tech, Inc.

Item	Quantity	Price	Extension
656.0200.315 - Electrical Service Meter Breaker Pedestal (East Campus Mall WB) - LS	1.00	\$2,679.72	\$2,679.72
656.0200.316 - Electrical Service Meter Breaker Pedestal (East Campus Mall EB)-LS	1.00	\$2,679.72	\$2,679.72
656.0200.317 - Electrical Service Meter Breaker Pedestal (State Street WB) - LS	1.00	\$2,679.72	\$2,679.72
656.0200.318 - Electrical Service Meter Breaker Pedestal (State Street EB) - LS	1.00	\$2,679.72	\$2,679.72
656.0200.319 - Electrical Service Meter Breaker Pedestal (Martin Luther King Jr.) - LS	1.00	\$2,679.72	\$2,679.72
656.0200.320 - Electrical Service Meter Breaker Pedestal (Wisconsin) - LS	1.00	\$2,679.72	\$2,679.72
656.0200.321 - Electrical Service Meter Breaker Pedestal (Blair) - LS	1.00	\$2,679.72	\$2,679.72
656.0200.322 - Electrical Service Meter Breaker Pedestal (Paterson) - LS	1.00	\$2,679.72	\$2,679.72
656.0200.323 - Electrical Service Meter Breaker Pedestal (Baldwin) - LS	1.00	\$2,679.72	\$2,679.72
656.0200.324 - Electrical Service Meter Breaker Pedestal (First) - LS	1.00	\$2,679.72	\$2,679.72
656.0200.325 - Electrical Service Meter Breaker Pedestal (Fourth) - LS	1.00	\$2,679.72	\$2,679.72
656.0200.326 - Electrical Service Meter Breaker Pedestal (Milwaukee St. EB) - LS	1.00	\$2,679.72	\$2,679.72
656.0200.327 - Electrical Service Meter Breaker Pedestal (Milwaukee St. WB) - LS	1.00	\$2,679.72	\$2,679.72
656.0200.328 - Electrical Service Meter Breaker Pedestal (Marquette) - LS	1.00	\$2,679.72	\$2,679.72
656.0200.329 - Electrical Service Meter Breaker Pedestal (Melvin) - LS	1.00	\$2,679.72	\$2,679.72
656.0200.330 - Electrical Service Meter Breaker Pedestal (Fair Oaks) - LS	1.00	\$2,679.72	\$2,679.72
656.0200.332 - Electrical Service Meter Breaker Pedestal (Mendota EB) - LS	1.00	\$2,679.72	\$2,679.72
656.0200.333 - Electrical Service Meter Breaker Pedestal (Mendota WB) - LS	1.00	\$2,679.72	\$2,679.72
656.0200.334 - Electrical Service Meter Breaker Pedestal (Thierer EB) - LS	1.00	\$2,679.72	\$2,679.72
656.0200.335 - Electrical Service Meter Breaker Pedestal (Portage) - LS	1.00	\$2,679.72	\$2,679.72
656.0200.338 - Electrical Service Meter Breaker Pedestal (EB E Springs) - LS	1.00	\$2,679.72	\$2,679.72
656.0200.339 - Electrical Service Meter Breaker Pedestal (WB E Springs) - LS	1.00	\$2,679.72	\$2,679.72
656.0500.301 - Electrical Service Breaker Disconnect Box (East Campus Mall WB) - LS	2.00	\$1,601.68	\$3,203.36
656.0500.302 - Electrical Service Breaker Disconnect Box (East Campus Mall EB) - LS	1.00	\$1,601.68	\$1,601.68
656.0500.303 - Electrical Service Breaker Disconnect Box (State Street WB) - LS	1.00	\$1,601.68	\$1,601.68
656.0500.304 - Electrical Service Breaker Disconnect Box (State Street EB) - LS	1.00	\$1,601.68	\$1,601.68
656.0500.305 -Electrical Service Breaker Disconnect Box (Martin Luther King Jr.)-LS	1.00	\$1,601.68	\$1,601.68
656.0500.306 - Electrical Service Breaker Disconnect Box (Wisconsin) - LS	1.00	\$1,601.68	\$1,601.68
656.0500.307 - Electrical Service Breaker Disconnect Box (Blair) - LS	1.00	\$1,601.68	\$1,601.68
656.0500.308 - Electrical Service Breaker Disconnect Box (Paterson) - LS	1.00	\$1,601.68	\$1,601.68
656.0500.309 - Electrical Service Breaker Disconnect Box (Baldwin) - LS	1.00	\$1,601.68	\$1,601.68
658.1133 - Programmable Traffic Signal Face 3S 12-Inch - EACH	2.00	\$5,808.06	\$11,616.12
671.0212 - Conduit HDPE Directional Bore 1-Duct 2-Inch - LF	1170.00	\$30.93	\$36,188.10
678.0300 - Fiber Optic Splice - EACH	60.00	\$175.37	\$10,522.20
690.0150 - Sawing Asphalt - LF	8980.00	\$1.39	\$12,482.20
690.0250 - Sawing Concrete - LF	18733.00	\$1.90	\$35,592.70
715.0720 - Incentive Compressive Strength Concrete Pavement - DOL	3790.00	\$1.00	\$3,790.00
801.0117 - Railroad Flagging Reimbursement - DOL	21200.00	\$1.00	\$21,200.00
SPV.0035.002 - Excavation, Hauling, Segregation, and Disposal of Contaminated Soil - TON	70.00	\$190.00	\$13,300.00
SPV.0035.003 - Red Granite Chips - CY	5.00	\$150.00	\$750.00
SPV.0035.601 - Engineered Soil - CY	832.00	\$53.00	\$44,096.00
SPV.0035.602 - Storm Water Wet Pond Clay Liner - CY	450.00	\$19.75	\$8,887.50
SPV.0060.001 - Construction Staking Sidewalk - EACH	25.00	\$600.00	\$15,000.00
SPV.0060.002 - Concrete Curb & Gutter Bike Ramp Special - EACH	10.00	\$3,663.37	\$36,633.70
SPV.0060.003 - Bike Rack - EACH	10.00	\$750.00	\$7,500.00
SPV.0060.004 - Adjusting Kiosk - EACH	1.00	\$2,500.00	\$2,500.00
SPV.0060.005 - Coring Existing Sidewalk for New Railing - EACH	20.00	\$185.00	\$3,700.00
SPV.0060.006 - Sloped Concrete Barrier End Treatment - EACH	1.00	\$20,629.33	\$20,629.33
SPV.0060.101 - Lane Drop Arrow - EACH	2.00	\$295.00	\$590.00
SPV.0060.102 - Marking Removal Special - Arrows, Words and Symbols - EACH	174.00	\$50.00	\$8,700.00
SPV.0060.201 - Install Electrical Pull Box Type I - EACH	45.00	\$993.85	\$44,723.25
SPV.0060.202 - Install Electrical Pull Box Type III - EACH	62.00	\$811.26	\$50,298.12

**EAST-WEST BUS RAPID TRANSIT**

CONTRACT NO. 8716

DATE: 12/15/22

Zenith Tech, Inc.

Item	Quantity	Price	Extension
SPV.0060.203 - Install Electrical Pull Box Type V - EACH	153.00	\$1,176.44	\$179,995.32
SPV.0060.204 - Concrete Bases Type G - EACH	70.00	\$1,098.72	\$76,910.40
SPV.0060.205 - Concrete Bases Type LB-3 - EACH	39.00	\$1,188.01	\$46,332.39
SPV.0060.206 - Concrete Bases Type LB-8 - EACH	110.00	\$1,725.64	\$189,820.40
SPV.0060.207 - Concrete Bases Type P - EACH	15.00	\$2,696.81	\$40,452.15
SPV.0060.209 - Install Pole 20-Foot 7 Gauge - EACH	43.00	\$612.94	\$26,356.42
SPV.0060.210 - Install Pole 30-Foot 7 Gauge Single Mount - EACH	10.00	\$624.01	\$6,240.10
SPV.0060.211 - Install Pole 30-Foot 7 Gauge Twin Mount - EACH	18.00	\$624.01	\$11,232.18
SPV.0060.212 - Install Pole 30-Foot 11 Gauge Single Mount - EACH	30.00	\$806.59	\$24,197.70
SPV.0060.213 - Install Pole 30-Foot 11 Gauge Twin Mount - EACH	9.00	\$806.59	\$7,259.31
SPV.0060.214 - Install Pole Type 9-Special - EACH	2.00	\$1,991.87	\$3,983.74
SPV.0060.215 - Install Monotube Arms 35-Foot - EACH	3.00	\$2,600.49	\$7,801.47
SPV.0060.216 - Install Traffic Signal Trombone Arm 15-Foot - EACH	16.00	\$564.36	\$9,029.76
SPV.0060.217 - Install Traffic Signal Trombone Arm 20-Foot - EACH	7.00	\$564.36	\$3,950.52
SPV.0060.218 - Install Traffic Signal Trombone Arm 22-Foot - EACH	9.00	\$564.36	\$5,079.24
SPV.0060.219 - Install Traffic Signal Trombone Arm 25-Foot - EACH	23.00	\$564.36	\$12,980.28
SPV.0060.220 - Install Traffic Signal Heads 12-Inch 3-Section - EACH	322.00	\$384.85	\$123,921.70
SPV.0060.221 - Install Traffic Signal Heads 12-Inch 4-Section - EACH	21.00	\$384.85	\$8,081.85
SPV.0060.222 - Install Traffic Signal Heads 12-Inch 5-Section - EACH	14.00	\$384.85	\$5,387.90
SPV.0060.223 - Install Traffic Signal Heads 12-Inch 3-Section Transit - EACH	12.00	\$567.44	\$6,809.28
SPV.0060.224 - Install Traffic Signal Heads 16-Inch Pedestrian With Countdown - EACH	222.00	\$384.85	\$85,436.70
SPV.0060.225 - Install Backplates Signal Face 3-Section 12-Inch - EACH	336.00	\$91.29	\$30,673.44
SPV.0060.226 - Install Backplates Signal Face 4-Section 12-Inch - EACH	21.00	\$109.55	\$2,300.55
SPV.0060.227 - Install Backplates Signal Face 5-Section 12-Inch - EACH	14.00	\$127.81	\$1,789.34
SPV.0060.228 - Install Platform APS System 4 Push Buttons - EACH	21.00	\$2,006.91	\$42,145.11
SPV.0060.229 - Install NEMA TS2 Type 1 Traffic Controller Cabinet - EACH	22.00	\$10,361.46	\$227,952.12
SPV.0060.230 - Install Traffic Signal Controller - EACH	35.00	\$7,313.55	\$255,974.25
SPV.0060.231 - Optical Signal Preempt System - EACH	11.00	\$13,878.16	\$152,659.76
SPV.0060.232 - Install LED Luminaire and Mounting Bracket Type I - EACH	12.00	\$697.82	\$8,373.84
SPV.0060.233 - Install LED Luminaire and Mounting Bracket Type II - EACH	15.00	\$697.82	\$10,467.30
SPV.0060.234 - Install LED Luminaire and Mounting Bracket Type III - EACH	41.00	\$697.82	\$28,610.62
SPV.0060.235 - Install LED Luminaire and Mounting Bracket Type IV - EACH	4.00	\$697.82	\$2,791.28
SPV.0060.236 - Install LED Luminaire and Mounting Bracket Type V - EACH	1.00	\$697.82	\$697.82
SPV.0060.237 - Install LED Luminaire and Mounting Bracket Type VI - EACH	1.00	\$697.82	\$697.82
SPV.0060.238 - Install LED Luminaire and Mounting Bracket Type A - EACH	1.00	\$697.82	\$697.82
SPV.0060.239 - Concrete Bases Type LB-8 Raised - EACH	1.00	\$3,141.84	\$3,141.84
SPV.0060.240 - Install LED Luminaire and Mounting Bracket Type C - EACH	1.00	\$697.82	\$697.82
SPV.0060.241 - Install LED Luminaire and Mounting Bracket Type D - EACH	18.00	\$697.82	\$12,560.76
SPV.0060.242 - Install Lighting Assembly Type III - EACH	23.00	\$1,494.56	\$34,374.88
SPV.0060.243 - Removing Street Lighting Assembly - EACH	41.00	\$672.25	\$27,562.25
SPV.0060.244 - Install Lighting Assembly Type III Pole - EACH	15.00	\$1,439.23	\$21,588.45
SPV.0060.245 - Concrete Bases Type LB-SP - EACH	15.00	\$1,466.30	\$21,994.50
SPV.0060.246 - Install Electrical Pull Box Type VII - EACH	2.00	\$1,621.82	\$3,243.64
SPV.0060.247 - Install Pole 20-Foot 7 Gauge (Green) - EACH	41.00	\$685.05	\$28,087.05
SPV.0060.248 - Install Pole 30-Foot 7 Gauge Single Mount (Green) - EACH	8.00	\$685.05	\$5,480.40
SPV.0060.249 - Install Traffic Signal Standards Aluminum 13-FT (Green) - EACH	7.00	\$502.46	\$3,517.22
SPV.0060.250 - Install Traffic Signal Standards Aluminum 15-FT (Green) - EACH	3.00	\$502.46	\$1,507.38
SPV.0060.251 - Install Traffic Signal Trombone Arm 15-Foot (Green) - EACH	15.00	\$593.75	\$8,906.25
SPV.0060.252 - Install Traffic Signal Trombone Arm 18-Foot (Green) - EACH	1.00	\$612.01	\$612.01
SPV.0060.253 - Install Traffic Signal Trombone Arm 20-Foot (Green) - EACH	9.00	\$630.27	\$5,672.43
SPV.0060.254 - Install Traffic Signal Trombone Arm 22-Foot (Green) - EACH	11.00	\$648.53	\$7,133.83
SPV.0060.255 - Install Traffic Signal Trombone Arm 25-Foot (Green) - EACH	13.00	\$666.79	\$8,668.27
SPV.0060.256 - Install Pedestal Bases (Green) - EACH	10.00	\$440.21	\$4,402.10
SPV.0060.258 - Salvage and Reinstall Lighting Assembly - EACH	5.00	\$2,021.94	\$10,109.70
SPV.0060.259 - Salvage and Reinstall Microwave Detector - EACH	2.00	\$3,408.75	\$6,817.50

**EAST-WEST BUS RAPID TRANSIT**

CONTRACT NO. 8716

DATE: 12/15/22

Zenith Tech, Inc.

Item	Quantity	Price	Extension
SPV.0060.260 - Salvage and Reinstall EVP Detector - EACH	14.00	\$1,855.53	\$25,977.42
SPV.0060.261 - Salvage and Reinstall Video Detection Camera - EACH	2.00	\$5,096.03	\$10,192.06
SPV.0060.262 - Salvage and Reinstall Gridsmart Detection Camera - EACH	10.00	\$3,024.98	\$30,249.80
SPV.0060.263 - Salvage and Reinstall Wireless Antenna - EACH	1.00	\$3,444.82	\$3,444.82
SPV.0060.264 - Install Lighting Control Cabinet - EACH	4.00	\$5,088.11	\$20,352.44
SPV.0060.265 - Install Traffic Signal Trombone Arm 12-Foot - EACH	9.00	\$584.41	\$5,259.69
SPV.0060.266 - Salvage and Reinstall PTZ Camera - EACH	4.00	\$4,357.76	\$17,431.04
SPV.0060.267 - Install EVP Detector - EACH	14.00	\$1,672.95	\$23,421.30
SPV.0060.271 - Traffic Signal Controller Firmware Update - EACH	27.00	\$2,359.03	\$63,693.81
SPV.0060.272 - Install PTZ Camera - EACH	21.00	\$4,324.56	\$90,815.76
SPV.0060.273 - Install Pedestal Bases - EACH	58.00	\$440.21	\$25,532.18
SPV.0060.274 - Install Transformer Bases Breakaway 11 1/2-Inch Bolt Circle - EACH	110.00	\$155.27	\$17,079.70
SPV.0060.275 - Install Poles Type 10-Special - EACH	1.00	\$1,913.19	\$1,913.19
SPV.0060.276 - Install Traffic Signal Standards Aluminum 3.5-FT - EACH	3.00	\$480.33	\$1,440.99
SPV.0060.277 - Install Traffic Signal Standards Aluminum 13-FT - EACH	49.00	\$480.33	\$23,536.17
SPV.0060.278 - Install Traffic Signal Standards Aluminum 15-FT - EACH	3.00	\$525.97	\$1,577.91
SPV.0060.279 - Install Pedestrian Push Buttons - EACH	133.00	\$292.21	\$38,863.93
SPV.0060.280 - Install Traffic Signal Standards Aluminum 10-FT - EACH	8.00	\$480.33	\$3,842.64
SPV.0060.281 - Concrete Bases Type LB-3 Modified - EACH	3.00	\$1,238.61	\$3,715.83
SPV.0060.282 - Concrete Bases Type LB-SP2 - EACH	4.00	\$1,238.61	\$4,954.44
SPV.0060.283 - Salvage and Reinstall DMS Sign Assembly - EACH	1.00	\$8,053.77	\$8,053.77
SPV.0060.284 - Salvage and Reinstall Traffic Signal Head - EACH	1.00	\$1,074.06	\$1,074.06
SPV.0060.285 - Salvage and Deliver Traffic Signal Head - EACH	2.00	\$1,074.06	\$2,148.12
SPV.0060.301 - Platform Electrical Cabinet - EACH	42.00	\$55,733.71	\$2,340,815.82
SPV.0060.302 - Platform Communication Cabinet - EACH	41.00	\$35,266.19	\$1,445,913.79
SPV.0060.401 - Reinforced Concrete Platform Type A1 - EACH	10.00	\$62,387.98	\$623,879.80
SPV.0060.402 - Reinforced Concrete Platform Type A2 - EACH	6.00	\$56,759.51	\$340,557.06
SPV.0060.403 - Reinforced Concrete Platform Type A3 - EACH	1.00	\$57,762.53	\$57,762.53
SPV.0060.404 - Reinforced Concrete Platform Type A4 - EACH	2.00	\$58,224.55	\$116,449.10
SPV.0060.405 - Reinforced Concrete Platform Type A5 - EACH	2.00	\$59,528.43	\$119,056.86
SPV.0060.406 - Reinforced Concrete Platform Type A6 - EACH	2.00	\$57,534.90	\$115,069.80
SPV.0060.407 - Reinforced Concrete Platform Type A7 - EACH	1.00	\$59,482.11	\$59,482.11
SPV.0060.409 - Reinforced Concrete Platform Type B1 - EACH	12.00	\$60,857.46	\$730,289.52
SPV.0060.410 - Reinforced Concrete Platform Type B2 - EACH	7.00	\$62,700.88	\$438,906.16
SPV.0060.413 - Reinforced Concrete Platform Type C - EACH	1.00	\$59,018.49	\$59,018.49
SPV.0060.414 - Junction Road Restroom and Electrical Building - EACH	1.00	\$736,046.03	\$736,046.03
SPV.0060.416 - Overhead Charger Foundation - EACH	3.00	\$11,028.32	\$33,084.96
SPV.0060.417 - Platform Shelter Type A1 - EACH	10.00	\$458,536.09	\$4,585,360.90
SPV.0060.418 - Platform Shelter Type A2 - EACH	6.00	\$458,302.37	\$2,749,814.22
SPV.0060.419 - Platform Shelter Type A3 - EACH	1.00	\$343,281.07	\$343,281.07
SPV.0060.420 - Platform Shelter Type A4 - EACH	2.00	\$343,292.78	\$686,585.56
SPV.0060.421 - Platform Shelter Type A5 - EACH	2.00	\$458,625.59	\$917,251.18
SPV.0060.422 - Platform Shelter Type A6 - EACH	2.00	\$333,629.23	\$667,258.46
SPV.0060.423 - Platform Shelter Type A7 - EACH	1.00	\$458,613.88	\$458,613.88
SPV.0060.425 - Platform Shelter Type B1 - EACH	12.00	\$476,843.74	\$5,722,124.88
SPV.0060.426 - Platform Shelter Type B2 - EACH	6.00	\$476,772.15	\$2,860,632.90
SPV.0060.429 - Platform Shelter Type C - EACH	1.00	\$349,968.18	\$349,968.18
SPV.0060.431 - Bike Shelter - EACH	1.00	\$26,900.00	\$26,900.00
SPV.0060.432 - Remove and Salvage Metro Local Route Shelter - EACH	10.00	\$6,000.00	\$60,000.00
SPV.0060.433 - Install Metro Local Route Shelter - EACH	2.00	\$5,000.00	\$10,000.00
SPV.0060.448 - Reinforced Concrete Platform without a Canopy - EACH	1.00	\$162,183.30	\$162,183.30
SPV.0060.449 - Sun Prairie Restroom and Electrical Building - EACH	1.00	\$621,214.95	\$621,214.95
SPV.0060.501 - Tree Protection - EACH	13.00	\$500.00	\$6,500.00
SPV.0060.502 - Tree Grates - EACH	2.00	\$6,030.78	\$12,061.56
SPV.0060.504.01 - Trees (Early Glow Buckeye, B&B, 2-IN) - EACH	6.00	\$1,050.00	\$6,300.00
SPV.0060.504.02 - Trees (Autumn Blaze Freeman Maple, B&B, 2-IN) - EACH	5.00	\$750.00	\$3,750.00

**EAST-WEST BUS RAPID TRANSIT**

CONTRACT NO. 8716

DATE: 12/15/22

**Zenith Tech, Inc.**

Item	Quantity	Price	Extension
SPV.0060.504.03 - Trees (State Street Miyabe Maple, B&B, 2-IN) - EACH	6.00	\$750.00	\$4,500.00
SPV.0060.504.04 - Trees (Hackberry, B&B, 2-IN) - EACH	5.00	\$800.00	\$4,000.00
SPV.0060.504.05 - Trees (Kentucky Coffee Tree, B&B, 2-IN) - EACH	7.00	\$750.00	\$5,250.00
SPV.0060.504.06 - Trees (Skyline Thornless Honey Locust, B&B, 2-IN) - EACH	6.00	\$800.00	\$4,800.00
SPV.0060.504.07 - Trees (Exclamation London Planetree, B&B, 2-IN) - EACH	4.00	\$800.00	\$3,200.00
SPV.0060.504.08 - Trees (Swamp White Oak, B&B, 2-IN) - EACH	8.00	\$850.00	\$6,800.00
SPV.0060.504.09 - Trees (Chinquapin Oak, B&B, 2-IN) - EACH	6.00	\$1,000.00	\$6,000.00
SPV.0060.504.11 - Trees (American Sentry Linden, B&B, 2-IN) - EACH	11.00	\$800.00	\$8,800.00
SPV.0060.504.13 - Trees (Princeton Elm, B&B, 2-IN) - EACH	6.00	\$600.00	\$3,600.00
SPV.0060.504.14 - Trees (New Horizon Elm, B&B, 2-IN) - EACH	6.00	\$600.00	\$3,600.00
SPV.0060.504.15 - Trees ('Autumn Brilliance' Apple Serviceberry, B&B, 2-IN) - EACH	3.00	\$750.00	\$2,250.00
SPV.0060.504.16 - Trees (Flowering Crabapple, B&B, 2-IN) - EACH	4.00	\$500.00	\$2,000.00
SPV.0060.504.17 - Trees (Prairie Fire Crabapple, B&B, 2-IN) - EACH	5.00	\$500.00	\$2,500.00
SPV.0060.504.18 - Trees (Japanese Tree Lilac, B&B, 2-IN) - EACH	4.00	\$750.00	\$3,000.00
SPV.0060.505 - Tree Trimming - EACH	2.00	\$1,000.00	\$2,000.00
SPV.0060.506.01 - Shrubs (Arctic Fire Red-Osier Dogwood, Potted, 1 GAL)-EACH	18.00	\$100.00	\$1,800.00
SPV.0060.506.02 - Shrubs (Sea Green Juniper, Potted, 1 GAL) - EACH	20.00	\$85.00	\$1,700.00
SPV.0060.506.03 - Shrubs (June Grass, Potted, 1 GAL) - EACH	43.00	\$40.00	\$1,720.00
SPV.0060.506.04 - Shrubs (Creeping Siberian Cypress, Potted, 1 GAL) - EACH	97.00	\$123.00	\$11,931.00
SPV.0060.506.05 - Shrubs (Calamint, Potted, 1 GAL) - EACH	59.00	\$40.00	\$2,360.00
SPV.0060.506.06 - Shrubs (Gro-Low Fragrant Sumac, Potted, 1 GAL) - EACH	100.00	\$85.00	\$8,500.00
SPV.0060.507.01 - Perennials & Native Grasses (Butterfly Milkweed, Potted, 1 GAL) - EACH	150.00	\$35.00	\$5,250.00
SPV.0060.507.02 - Perennials & Native Grasses (Sand Coreopsis, Potted, 1 GAL) - EACH	163.00	\$35.00	\$5,705.00
SPV.0060.507.03 - Perennials & Native Grasses (Purple Prairie Clover, Potted, 1 GAL) - EACH	175.00	\$30.00	\$5,250.00
SPV.0060.507.04 - Perennials & Native Grasses (Purple Coneflower, Potted, 1 GAL) - EACH	163.00	\$40.00	\$6,520.00
SPV.0060.507.05 - Perennials & Native Grasses (Blazing Star, Potted, 1 GAL) - EACH	233.00	\$40.00	\$9,320.00
SPV.0060.507.06 - Perennials & Native Grasses (Dwarf Fountain Grass, Potted, 1 GAL) - EACH	14.00	\$40.00	\$560.00
SPV.0060.507.07 - Perennials & Native Grasses (Blue False Indigo, Potted, 1 GAL) - EACH	23.00	\$30.00	\$690.00
SPV.0060.507.08 - Perennials & Native Grasses (Black-eyed Susan, Potted, 1 GAL) - EACH	262.00	\$30.00	\$7,860.00
SPV.0060.507.09 - Perennials & Native Grasses (Little Bluestem, Potted, 1 GAL) - EACH	41.00	\$30.00	\$1,230.00
SPV.0060.507.10 - Perennials & Native Grasses (Autumn Joy Sedum, Potted, 1 GAL) - EACH	33.00	\$30.00	\$990.00
SPV.0060.507.11 - Perennials & Native Grasses (Prairie Dropseed, Potted, 1 GAL) - EACH	87.00	\$30.00	\$2,610.00
SPV.0060.507.12 - Perennials & Native Grasses (Canada Anemone, Potted, 1 GAL) - EACH	124.00	\$30.00	\$3,720.00
SPV.0060.507.13 - Perennials & Native Grasses (Sky Blue Aster, Potted, 1 GAL) - EACH	60.00	\$30.00	\$1,800.00
SPV.0060.507.14 - Perennials & Native Grasses (Prairie Smoke, Potted, 1 GAL) - EACH	200.00	\$30.00	\$6,000.00
SPV.0060.507.15 - Perennials & Native Grasses (June Grass, Potted, 1 GAL) - EACH	128.00	\$30.00	\$3,840.00
SPV.0060.507.16 - Perennials & Native Grasses (Jacob's Ladder, Potted, 1 GAL) - EACH	200.00	\$30.00	\$6,000.00
SPV.0060.508 - Plug Mix - EACH	7608.00	\$9.00	\$68,472.00
SPV.0060.601 - Saddled Inlet Type I - EACH	2.00	\$2,600.00	\$5,200.00
SPV.0060.602 - Inlets 2x3-FT, Special - EACH	12.00	\$2,700.00	\$32,400.00
SPV.0060.603 - Field Pour Storm Structure - EACH	8.00	\$6,600.00	\$52,800.00
SPV.0060.604 - Storm Cleanout - EACH	1.00	\$2,500.00	\$2,500.00

**EAST-WEST BUS RAPID TRANSIT**

CONTRACT NO. 8716

DATE: 12/15/22

Zenith Tech, Inc.

Item	Quantity	Price	Extension
SPV.0060.606 - Storm Sewer Tap - EACH	20.00	\$1,400.00	\$28,000.00
SPV.0060.608 - Inlet Cover R-1879-B4G - EACH	1.00	\$2,200.00	\$2,200.00
SPV.0060.609 - Relocate Hydrant - EACH	6.00	\$3,700.00	\$22,200.00
SPV.0060.610 - 4' Dia. Sanitary Sewer Access Structure (SAS) - EACH	3.00	\$7,300.00	\$21,900.00
SPV.0060.611 - Inlet Cover R-1878-B7G - EACH	3.00	\$1,300.00	\$3,900.00
SPV.0060.613 - Adjust Water Valve - EACH	23.00	\$370.00	\$8,510.00
SPV.0060.614 - Connect Pipe Underdrain to Existing Structure - EACH	2.00	\$1,400.00	\$2,800.00
SPV.0060.617 - Sanitary Sewer Internal Chimney Seal - EACH	1.00	\$420.00	\$420.00
SPV.0060.618 - Sanitary Sewer Tap - EACH	2.00	\$4,400.00	\$8,800.00
SPV.0060.619 - Adjust Manhole Cover Special - EACH	7.00	\$4,200.00	\$29,400.00
SPV.0060.621 - Sewer Cleanout - EACH	1.00	\$2,100.00	\$2,100.00
SPV.0060.622 - Furnish & Install 1-Inch Water Service - EACH	3.00	\$12,200.00	\$36,600.00
SPV.0060.623 - Remove Irrigation System - EACH	12.00	\$4,474.04	\$53,688.48
SPV.0060.624 - Adjust Inlets 2x3-FT, Special - EACH	4.00	\$790.00	\$3,160.00
SPV.0060.626 - 5' Dia. Sanitary Sewer Access Structure (SAS) - EACH	1.00	\$10,500.00	\$10,500.00
SPV.0060.627 - Remove and Replace Irrigation System - EACH	3.00	\$6,594.20	\$19,782.60
SPV.0060.628 - Lateral Cleanout - EACH	1.00	\$1,600.00	\$1,600.00
SPV.0060.629 - Remove Sanitary Sewer Access Structure - EACH	1.00	\$2,500.00	\$2,500.00
SPV.0060.630 - Wastewater Control - EACH	1.00	\$500.00	\$500.00
SPV.0060.631 - Furnish & Install Insulation - EACH	4.00	\$240.00	\$960.00
SPV.0060.632 - Furnish & Install 2-Inch Service Lateral - EACH	2.00	\$12,600.00	\$25,200.00
SPV.0060.633 - Adjust MMSD Special - EACH	1.00	\$4,200.00	\$4,200.00
SPV.0085.501 - Seeding - LB	189.20	\$53.00	\$10,027.60
SPV.0085.502 - Stormwater Management Seeding - LB	16.10	\$500.00	\$8,050.00
SPV.0090.001 - Concrete Curb & Gutter 30-Inch Type A Special - LF	1060.00	\$42.05	\$44,573.00
SPV.0090.003 - Concrete Curb & Gutter 24-Inch Type H Special - LF	1517.00	\$70.07	\$106,296.19
SPV.0090.004 - Concrete Curb & Gutter Integral 24-Inch Special - LF	1761.00	\$51.43	\$90,568.23
SPV.0090.005 - Concrete Curb & Gutter 4-Inch Integral 24-Inch Special - LF	195.00	\$63.13	\$12,310.35
SPV.0090.006 - Concrete Curb Extension 6-Inch - LF	1607.00	\$48.93	\$78,630.51
SPV.0090.007 - Concrete Curb Extension 24-Inch - LF	459.00	\$82.16	\$37,711.44
SPV.0090.008 - Cold Weather Protection of Concrete Curb & Gutter (Polyethylene) - LF	4564.00	\$9.91	\$45,229.24
SPV.0090.011 - Docking Guide Strip - LF	5065.00	\$132.42	\$670,707.30
SPV.0090.013 - Campus Railing - LF	179.00	\$248.00	\$44,392.00
SPV.0090.014 - Concrete Gutter 12-Inch - LF	566.00	\$62.16	\$35,182.56
SPV.0090.016 - Concrete Curb & Gutter Integral 24-Inch Type J (Mountable) - LF	200.00	\$54.26	\$10,852.00
SPV.0090.017 - Concrete Curb & Gutter Integral 18-Inch Special - LF	80.00	\$55.05	\$4,404.00
SPV.0090.019 - Reinstall Salvaged Fence - LF	199.00	\$150.00	\$29,850.00
SPV.0090.101 - Pavement Marking Epoxy Continental Crosswalk 18-Inch - LF	32229.00	\$11.00	\$354,519.00
SPV.0090.102 - Pavement Marking Epoxy Stop Line 24-Inch - LF	4097.00	\$14.00	\$57,358.00
SPV.0090.103 - Pavement Marking Epoxy Line 6-Inch - LF	13398.00	\$1.00	\$13,398.00
SPV.0090.104 - Pavement Marking Epoxy Line 8-Inch - LF	85801.00	\$1.32	\$113,257.32
SPV.0090.105 - Pavement Marking Epoxy Diagonal Line 4-Inch - LF	103.00	\$5.63	\$579.89
SPV.0090.106 - Pavement Marking Epoxy Diagonal Line 8-Inch - LF	70.00	\$8.50	\$595.00
SPV.0090.107 - Pavement Marking Epoxy Radius Line 5-Inch - LF	1616.00	\$15.00	\$24,240.00
SPV.0090.108 - Skid/Slip Resistant Preformed Thermoplastic Pavement Marking, 6-Inch White Retroreflective Line - LF	724.00	\$23.67	\$17,137.08
SPV.0090.109 - Marking Removal Longitudinal Line 8-Inch Wide Max - LF	104812.00	\$0.70	\$73,368.40
SPV.0090.110 - Marking Removal Wide Line Greater Than 8-Inch Wide - LF	4011.00	\$0.80	\$3,208.80
SPV.0090.111 - Marking Removals Ladder/Continental Crosswalks - LF	11658.00	\$2.25	\$26,230.50
SPV.0090.112 - Marking Line Special Epoxy 8-Inch - LF	24.00	\$20.00	\$480.00
SPV.0090.201 - Loop Detector Lead-In Cable Special - LF	120406.00	\$2.66	\$320,279.96
SPV.0090.202 - Electrical Wire Lighting 14-3 UF Grounded - LF	10462.00	\$1.55	\$16,216.10
SPV.0090.203 - Furnish and Install Fiber Optic Cable Outdoor 12-CT - LF	8453.00	\$2.67	\$22,569.51
SPV.0090.207 - Conduit HDPE Directional Bore 2-Ducts 3-Inch - LF	1060.00	\$36.38	\$38,562.80
SPV.0090.209 - Sawn in Bicycle Loop Detection - LF	206.00	\$27.27	\$5,617.62

**EAST-WEST BUS RAPID TRANSIT**

CONTRACT NO. 8716

DATE: 12/15/22

Zenith Tech, Inc.

Item	Quantity	Price	Extension
SPV.0090.301 - Electrical Wire Lighting 3/0 AWG - LF	9390.00	\$10.25	\$96,247.50
SPV.0090.302 - Electrical Wire Lighting 4/0 AWG - LF	4617.00	\$11.64	\$53,741.88
SPV.0090.401 - Pedestrian Handrail - LF	2078.00	\$325.00	\$675,350.00
SPV.0090.402 - Railing Steel Special - LF	313.00	\$248.00	\$77,624.00
SPV.0090.501 - Granite Planter Edge Remove and Salvage - LF	100.00	\$52.24	\$5,224.00
SPV.0090.601 - Sidewalk Trench Drain - LF	80.00	\$325.53	\$26,042.40
SPV.0090.602 - PVC Pipe 8-inch - LF	2097.00	\$110.00	\$230,670.00
SPV.0090.603 - 4-Inch Sanitary Sewer Lateral - LF	141.00	\$140.00	\$19,740.00
SPV.0090.604 - 8-Inch Sanitary Sewer Pipe - LF	286.00	\$56.00	\$16,016.00
SPV.0090.607 - PVC Pipe 4-inch - LF	6.00	\$220.00	\$1,320.00
SPV.0090.609 - PVC Pipe 10-inch - LF	6.00	\$240.00	\$1,440.00
SPV.0090.610 - Select Fill for Sanitary Sewer - LF	489.00	\$0.01	\$4.89
SPV.0090.611 - 6-Inch Sanitary Sewer Lateral - LF	103.00	\$110.00	\$11,330.00
SPV.0090.612 - PVC Pipe 12-inch - LF	23.00	\$150.00	\$3,450.00
SPV.0105.001 - Campus Drive Excavation for Barrier, Site Preservation & Restoration - LS	1.00	\$52,200.00	\$52,200.00
SPV.0105.002 - Field Office Special - LS	1.00	\$119,734.97	\$119,734.97
SPV.0105.2000 - Install Electrical Service Meter Breaker Pedestal (Segoe) - LS	1.00	\$3,047.89	\$3,047.89
SPV.0105.2001 - Install Electrical Service Meter Breaker Pedestal (Melvin) - LS	1.00	\$3,047.89	\$3,047.89
SPV.0105.2002 - Install Electrical Service Meter Breaker Pedestal (Independence)-LS	1.00	\$3,047.89	\$3,047.89
SPV.0105.2003 - Install Signal Mounting Hardware (University) - LS	1.00	\$1,460.70	\$1,460.70
SPV.0105.201 - Temporary Traffic Signal (High Point) - LS	1.00	\$158,126.72	\$158,126.72
SPV.0105.202 - Temporary Traffic Signal (Randolph) - LS	1.00	\$151,330.63	\$151,330.63
SPV.0105.203 - Temporary Traffic Signal (Westfield) - LS	1.00	\$153,348.38	\$153,348.38
SPV.0105.204 - Temporary Traffic Signal (Gammon) - LS	1.00	\$167,322.93	\$167,322.93
SPV.0105.205 - Temporary Traffic Signal (Grand Canyon) - LS	1.00	\$148,237.70	\$148,237.70
SPV.0105.206 - Temporary Traffic Signal (Yellowstone) - LS	1.00	\$151,745.15	\$151,745.15
SPV.0105.207 - Temporary Traffic Signal (Island) - LS	1.00	\$150,524.58	\$150,524.58
SPV.0105.208 - Temporary Traffic Signal (Rosa) - LS	1.00	\$156,680.35	\$156,680.35
SPV.0105.210 - Temporary Traffic Signal (Regent) - LS	1.00	\$149,290.53	\$149,290.53
SPV.0105.211 - Temporary Traffic Signal (Midvale) - LS	1.00	\$169,114.26	\$169,114.26
SPV.0105.212 - Removing Traffic Signals (High Point) - LS	1.00	\$7,967.46	\$7,967.46
SPV.0105.213 - Removing Traffic Signals (Randolph) - LS	1.00	\$7,967.46	\$7,967.46
SPV.0105.214 - Removing Traffic Signals (Westfield) - LS	1.00	\$7,967.46	\$7,967.46
SPV.0105.215 - Removing Traffic Signals (Gammon) - LS	1.00	\$7,967.46	\$7,967.46
SPV.0105.216 - Removing Traffic Signals (Grand Canyon) - LS	1.00	\$7,967.46	\$7,967.46
SPV.0105.217 - Removing Traffic Signals (Yellowstone) - LS	1.00	\$7,967.46	\$7,967.46
SPV.0105.218 - Removing Traffic Signals (Island) - LS	1.00	\$7,967.46	\$7,967.46
SPV.0105.219 - Removing Traffic Signals (Rosa) - LS	1.00	\$7,967.46	\$7,967.46
SPV.0105.220 - Removing Traffic Signals (Anderson) - LS	1.00	\$7,967.46	\$7,967.46
SPV.0105.221 - Removing Traffic Signals (Regent) - LS	1.00	\$7,967.46	\$7,967.46
SPV.0105.222 - Removing Traffic Signals (Midvale) - LS	1.00	\$7,967.46	\$7,967.46
SPV.0105.223 - Removing Traffic Signals (Springs) - LS	1.00	\$7,967.46	\$7,967.46
SPV.0105.224 - Removing Traffic Signals (Randall) - LS	1.00	\$7,967.46	\$7,967.46
SPV.0105.225 - Removing Traffic Signals (WB Orchard) - LS	1.00	\$7,967.46	\$7,967.46
SPV.0105.231 - Temporary Traffic Signal (Blair) - LS	1.00	\$144,548.49	\$144,548.49
SPV.0105.232 - Temporary Traffic Signal (Paterson) - LS	1.00	\$138,225.96	\$138,225.96
SPV.0105.233 - Temporary Traffic Signal (Baldwin) - LS	1.00	\$141,947.50	\$141,947.50
SPV.0105.234 - Temporary Traffic Signal (First) - LS	1.00	\$153,395.15	\$153,395.15
SPV.0105.235 - Temporary Traffic Signal (Fourth Main) - LS	1.00	\$113,208.81	\$113,208.81
SPV.0105.236 - Temporary Traffic Signal (Milwaukee) - LS	1.00	\$128,103.05	\$128,103.05
SPV.0105.237 - Temporary Traffic Signal (Marquette) - LS	1.00	\$111,318.80	\$111,318.80
SPV.0105.238 - Temporary Traffic Signal (Fair Oaks) - LS	1.00	\$119,688.87	\$119,688.87
SPV.0105.239 - Temporary Traffic Signal (Mendota) - LS	1.00	\$100,375.63	\$100,375.63
SPV.0105.241 - Removing Traffic Signals (Blair) - LS	1.00	\$7,967.46	\$7,967.46
SPV.0105.242 - Removing Traffic Signals (Paterson) - LS	1.00	\$7,967.46	\$7,967.46

**EAST-WEST BUS RAPID TRANSIT**

CONTRACT NO. 8716

DATE: 12/15/22

Zenith Tech, Inc.

Item	Quantity	Price	Extension
SPV.0105.243 - Removing Traffic Signals (Baldwin) - LS	1.00	\$7,967.46	\$7,967.46
SPV.0105.244 - Removing Traffic Signals (First) - LS	1.00	\$7,967.46	\$7,967.46
SPV.0105.245 - Removing Traffic Signals (Fourth Main) - LS	1.00	\$7,967.46	\$7,967.46
SPV.0105.246 - Removing Traffic Signals (Milwaukee) - LS	1.00	\$7,967.46	\$7,967.46
SPV.0105.247 - Removing Traffic Signals (Marquette) - LS	1.00	\$7,967.46	\$7,967.46
SPV.0105.248 - Removing Traffic Signals (Fair Oaks) - LS	1.00	\$7,967.46	\$7,967.46
SPV.0105.249 - Removing Traffic Signals (Mendota) - LS	1.00	\$7,967.46	\$7,967.46
SPV.0105.250 - Removing Traffic Signals (Portage) - LS	1.00	\$7,967.46	\$7,967.46
SPV.0105.252 - Salvage and Reinstall EVP System - LS	1.00	\$8,219.76	\$8,219.76
SPV.0105.254 -Install Gridsmart Detection System, Mineral Point & Westfield Rd-LS	1.00	\$8,496.41	\$8,496.41
SPV.0105.255 -Install Gridsmart Detection System, Mineral Point & Island Dr-LS	1.00	\$8,496.41	\$8,496.41
SPV.0105.256 - Temporary Street Lighting - LS	1.00	\$80,768.00	\$80,768.00
SPV.0105.261 - Install Signal Mounting Hardware (Junction) - LS	1.00	\$1,460.70	\$1,460.70
SPV.0105.262 - Install Signal Mounting Hardware (High Point) - LS	1.00	\$1,460.70	\$1,460.70
SPV.0105.263 - Install Signal Mounting Hardware (Randolph) - LS	1.00	\$1,460.70	\$1,460.70
SPV.0105.264 - Install Signal Mounting Hardware (Westfield) - LS	1.00	\$1,460.70	\$1,460.70
SPV.0105.265 - Install Signal Mounting Hardware (Gammon) - LS	1.00	\$1,460.70	\$1,460.70
SPV.0105.266 - Install Signal Mounting Hardware (Grand Canyon) - LS	1.00	\$1,460.70	\$1,460.70
SPV.0105.267 - Install Signal Mounting Hardware (Yellowstone) - LS	1.00	\$1,460.70	\$1,460.70
SPV.0105.268 - Install Signal Mounting Hardware (Island) - LS	1.00	\$1,460.70	\$1,460.70
SPV.0105.269 - Install Signal Mounting Hardware (Rosa) - LS	1.00	\$1,460.70	\$1,460.70
SPV.0105.270 - Install Signal Mounting Hardware (Regent) - LS	1.00	\$1,460.70	\$1,460.70
SPV.0105.271 - Install Signal Mounting Hardware (Sheboygan) - LS	1.00	\$1,460.70	\$1,460.70
SPV.0105.272 - Install Signal Mounting Hardware (Segoe) - LS	1.00	\$1,460.70	\$1,460.70
SPV.0105.273 - Install Signal Mounting Hardware (Midvale) - LS	1.00	\$1,460.70	\$1,460.70
SPV.0105.274 - Install Signal Mounting Hardware (Randall) - LS	1.00	\$1,460.70	\$1,460.70
SPV.0105.275 - Install Signal Mounting Hardware (WB Orchard) - LS	1.00	\$1,460.70	\$1,460.70
SPV.0105.276 - Install Signal Mounting Hardware (Blair) - LS	1.00	\$1,460.70	\$1,460.70
SPV.0105.277 - Install Signal Mounting Hardware (Paterson) - LS	1.00	\$1,460.70	\$1,460.70
SPV.0105.278 - Install Signal Mounting Hardware (Baldwin) - LS	1.00	\$1,460.70	\$1,460.70
SPV.0105.279 - Install Signal Mounting Hardware (First) - LS	1.00	\$1,460.70	\$1,460.70
SPV.0105.280 - Install Signal Mounting Hardware (Fourth Main) - LS	1.00	\$1,460.70	\$1,460.70
SPV.0105.281 - Install Signal Mounting Hardware (Milwaukee) - LS	1.00	\$1,460.70	\$1,460.70
SPV.0105.282 - Install Signal Mounting Hardware (Marquette) - LS	1.00	\$1,460.70	\$1,460.70
SPV.0105.283 - Install Signal Mounting Hardware (Melvin) - LS	1.00	\$1,460.70	\$1,460.70
SPV.0105.284 - Install Signal Mounting Hardware (Fair Oaks) - LS	1.00	\$1,460.70	\$1,460.70
SPV.0105.285 - Install Signal Mounting Hardware (Anderson) - LS	1.00	\$1,460.70	\$1,460.70
SPV.0105.286 - Install Signal Mounting Hardware (Mendota) - LS	1.00	\$1,460.70	\$1,460.70
SPV.0105.287 - Install Signal Mounting Hardware (Portage) - LS	1.00	\$1,460.70	\$1,460.70
SPV.0105.288 - Install Signal Mounting Hardware (Independence) - LS	1.00	\$1,460.70	\$1,460.70
SPV.0105.289 - Install Signal Mounting Hardware (Springs) - LS	1.00	\$1,460.70	\$1,460.70
SPV.0105.290 - Temporary Traffic Signal (Springs) - LS	1.00	\$112,925.81	\$112,925.81
SPV.0105.291 - Install Electrical Service Meter Breaker Pedestal (Junction) - LS	1.00	\$1,555.76	\$1,555.76
SPV.0105.292 - Install Electrical Service Meter Breaker Pedestal (High Point) - LS	1.00	\$1,555.76	\$1,555.76
SPV.0105.293 - Install Electrical Service Meter Breaker Pedestal (Westfield) - LS	1.00	\$1,555.76	\$1,555.76
SPV.0105.295 - Install Electrical Service Meter Breaker Pedestal (Grand Canyon) - LS	1.00	\$1,555.76	\$1,555.76
SPV.0105.296 - Install Electrical Service Meter Breaker Pedestal (Island) - LS	1.00	\$1,555.76	\$1,555.76
SPV.0105.297 - Install Electrical Service Meter Breaker Pedestal (Rosa) - LS	1.00	\$1,555.76	\$1,555.76
SPV.0105.298 - Install Electrical Service Meter Breaker Pedestal (Regent) - LS	1.00	\$1,555.76	\$1,555.76
SPV.0105.299 -Install Electrical Service Meter Breaker Pedestal (Sheboygan)-LS	1.00	\$1,555.76	\$1,555.76
SPV.0105.301 - Junction PNR Site Electrical - LS	1.00	\$465,664.96	\$465,664.96
SPV.0105.303 - Sun Prairie PNR Site Electrical - LS	1.00	\$71,894.16	\$71,894.16
SPV.0105.304 - Electrical Service CT Cabinet (Segoe) - LS	1.00	\$74,804.34	\$74,804.34
SPV.0105.305 - Electrical Service CT Cabinet (Wright) - LS	1.00	\$77,011.70	\$77,011.70
SPV.0105.306 - Electrical Service CT Cabinet (Independence) - LS	1.00	\$100,946.50	\$100,946.50
SPV.0105.307 - Junction PNR Electrical Service - LS	1.00	\$222,656.02	\$222,656.02

**EAST-WEST BUS RAPID TRANSIT**

CONTRACT NO. 8716

DATE: 12/15/22

Zenith Tech, Inc.

Item	Quantity	Price	Extension
SPV.0105.308 - Sun Prairie PNR Electrical Service - LS	1.00	\$69,064.60	\$69,064.60
SPV.0165.001 - C1 Concrete Sidewalk 7-Inch - SF	1455.00	\$6.64	\$9,661.20
SPV.0165.002 - Brick Pavers on Concrete Base - SF	320.00	\$48.82	\$15,622.40
SPV.0165.003 - Cold Weather Protection of Concrete Sidewalk & Drive (Polyethylene) - SF	20300.00	\$3.31	\$67,193.00
SPV.0165.101 - Methyl Methacrylate Red - SF	192865.00	\$12.77	\$2,462,886.05
SPV.0165.102 - Skid/Slip Resistant Preformed Thermoplastic Pavement Marking Bike Lane Green - SF	8903.00	\$26.68	\$237,532.04
SPV.0165.401 - Concrete Sloped Walkway - SF	8176.00	\$28.02	\$229,091.52
SPV.0165.402 - Wall Modular Block Gravity Landscape (Portage) - SF	200.00	\$183.88	\$36,776.00
SPV.0165.403 - Wall Modular Block Gravity Landscape (Independence) - SF	430.00	\$153.47	\$65,992.10
SPV.0180.001 - Cold Weather Protection of Concrete Pavement (Polyethylene)-SY	3916.00	\$29.81	\$116,735.96
SPV.0200.601 - Construct Outside Drop 8-Inch - VF	9.00	\$470.00	\$4,230.00
<b>Base Bid Total</b>			<b>\$61,571,229.40</b>

**Section B: Proposal-Bid Alternate #1-Snow Melt System**

SPV.0060.303 - Snow Melt System Shelter Type A1 - EACH	10.00	\$82,791.09	\$827,910.90
SPV.0060.304 - Snow Melt System Shelter Type A2 - EACH	6.00	\$82,791.09	\$496,746.54
SPV.0060.305 - Snow Melt System Shelter Type A3 - EACH	1.00	\$82,791.09	\$82,791.09
SPV.0060.306 - Snow Melt System Shelter Type A4 - EACH	2.00	\$82,791.09	\$165,582.18
SPV.0060.307 - Snow Melt System Shelter Type A5 - EACH	2.00	\$82,791.09	\$165,582.18
SPV.0060.308 - Snow Melt System Shelter Type A6 - EACH	2.00	\$82,791.09	\$165,582.18
SPV.0060.309 - Snow Melt System Shelter Type A7 - EACH	1.00	\$82,791.09	\$82,791.09
SPV.0060.311 - Snow Melt System Shelter Type B1 - EACH	12.00	\$82,791.09	\$993,493.08
SPV.0060.312 - Snow Melt System Shelter Type B2 - EACH	6.00	\$82,791.09	\$496,746.54
SPV.0060.315 - Snow Melt System Shelter Type C - EACH	1.00	\$82,791.09	\$82,791.09
<b>Alternate #1 Total</b>			<b>\$3,560,016.87</b>

**Section B: Proposal-Bid Alternate #2-Solar Panels**

SPV.0060.316 - Shelter Photovoltaic System - EACH	36.00	\$17,000.00	\$612,000.00
<b>ALL 613 Items</b>		<b>Totals</b>	<b>\$65,743,246.27</b>
	<b>Alternate Items 1</b>		<b>\$4,172,016.87</b>





Department of Public Works  
**Engineering Division**  
 Robert F. Phillips, P.E., City Engineer

City-County Building, Room 115  
 210 Martin Luther King, Jr. Boulevard  
 Madison, Wisconsin 53703  
 Phone: (608) 266-4751  
 Fax: (608) 264-9275  
[engineering@cityofmadison.com](mailto:engineering@cityofmadison.com)  
[www.cityofmadison.com/engineering](http://www.cityofmadison.com/engineering)

**Deputy City Engineer**  
 Gregory T. Fries, P.E.

**Deputy Division Manager**  
 Kathleen M. Cryan

**Principal Engineer 2**  
 John S. Fahrney, P.E.  
 Christopher J. Petykowski, P.E.  
 Janet Schmidt, P.E.

**Principal Engineer 1**  
 Christina M. Bachmann, P.E.  
 Mark D. Moder, P.E.  
 James M. Wolfe, P.E.

**Facilities & Sustainability**  
 Bryan Cooper, Principal Architect

**Land Information & Official Map Manager**  
 Eric T. Pederson, P.S.

**Financial Manager**  
 Steven B. Danner-Rivers

**BIENNIAL BID BOND**

Zenith Tech, Inc.  
 (a corporation of the State of WI)  
 (individual), (partnership), (hereinafter referred to as the "Principal") and  
 Continental Casualty Company

a corporation of the State of IL (hereinafter referred to as the "Surety") and licensed to do business in the State of Wisconsin, are held and firmly bound unto the City of Madison, Wisconsin (hereinafter referred to as the "City"), in the sum equal to the individual proposal guaranty amounts of the total bid or bids of the Principal herein accepted by the City, for the payment of which the Principal and the Surety hereby jointly and severally bind ourselves, our heirs, executors, administrators, successors and assigns.

The condition of this obligation is that the Principal has submitted to the City certain bids for projects from the time period of February 1, 2022 through January 31, 2024.

If the Principal is awarded the contract(s) by the City and, within the time and manner required by law after the prescribed forms are presented for its signature, the Principal enters into (a) written contract(s) in accordance with the bid(s), and files with the City its bond(s) guaranteeing faithful performance and payment for all labor and materials, as required by law, or if the City rejects all bids for the work described, then this obligation shall be null and void; otherwise, it shall remain in full force and effect.

In the event the Principal shall fail to execute and deliver the contract(s) or the performance and payment bond(s), all within the time specified or any extension thereof, the Principal and Surety agree jointly and severally to pay to the City within ten (10) calendar days of written demand a total equal to the sum of the individual proposal guaranty amounts of the total bid(s) as liquidated damages.

The Surety, for value received, hereby agrees that the obligations of it and its bond shall be in no way impaired or affected by any extension of time within which the City may accept a bid, and the Surety does hereby waive notice of any such extension.

This bond may be terminated by the Surety upon giving thirty (30) days written notice to the City of its intent to terminate this bond and to be released and discharged therefrom, but such termination shall not operate to relieve or discharge the Surety from any liability already accrued or which shall accrue before the expiration of such thirty (30) day period.

IN WITNESS WHEREOF, the Principal and the Surety have hereunto set their hands and seals, and such of them as are corporations have caused their corporate seals to be hereto affixed and these presents to be signed by their proper officers, on the day and year set forth below.

**PRINCIPAL**


Zenith Tech, Inc. 1/24/22  
COMPANY NAME AFFIX SEAL DATE

By: [Signature]  
SIGNATURE AND TITLE Tea Helckson, Agent

**SURETY**

Continental Casualty Company January 10, 2022  
COMPANY NAME AFFIX SEAL DATE

By: [Signature]  
SIGNATURE AND TITLE  
Trudy A. Szalewski, Attorney-in-fact



This certifies that I have been duly licensed as an agent for the Surety in Wisconsin under National Provider No. 6502661 for the year 2022 and appointed as attorney in fact with authority to execute this bid bond, which power of attorney has not been revoked.

January 10, 2022  
DATE

[Signature]  
AGENT SIGNATURE Trudy A. Szalewski

10700 Research Drive - #450  
ADDRESS

Milwaukee, WI 53226  
CITY, STATE AND ZIP CODE

414-225-5394  
TELEPHONE NUMBER

Note to Surety and Principal: Any bid submitted which this bond guarantees may be rejected if the Power of Attorney form showing that the Agent of Surety is currently authorized to execute bonds on behalf of Surety is not attached to this bond.

**CERTIFICATE OF BIENNIAL BID BOND**

TIME PERIOD-VALID (FROM/TO)
2/1/2022 to 1/31/2024
NAME OF SURETY
Continental Casualty Company
NAME OF CONTRACTOR
Zenith Tech, Inc.
CERTIFICATE HOLDER
City of Madison, Wisconsin

This is to certify that a biennial bid bond issued by the above-named Surety is currently on file with the City of Madison.

This certificate is issued as a matter of information and conveys no rights upon the certificate holder and does not amend, extend or alter the coverage of the biennial bid bond.

Cancellation: Should the above policy be cancelled before the expiration date, the issuing Surety will give thirty (30) days written notice to the certificate holder indicated above.



\_\_\_\_\_  
SIGNATURE OF AUTHORIZED CONTRACTOR REPRESENTATIVE

1/24/22

\_\_\_\_\_  
DATE

POWER OF ATTORNEY APPOINTING INDIVIDUAL ATTORNEY-IN-FACT

Know All Men By These Presents, That Continental Casualty Company, an Illinois insurance company, National Fire Insurance Company of Hartford, an Illinois insurance company, and American Casualty Company of Reading, Pennsylvania, a Pennsylvania insurance company (herein called "the CNA Companies"), are duly organized and existing insurance companies having their principal offices in the City of Chicago, and State of Illinois, and that they do by virtue of the signatures and seals herein affixed hereby make, constitute and appoint

Kelly Cody, Roxanne Jensen, Individually of Green Bay, Wisconsin
Trudy A. Szalewski, Brian Krause, Andrew Marks, Individually of Milwaukee, Wisconsin

their true and lawful Attorney(s)-in-Fact with full power and authority hereby conferred to sign, seal and execute for and on their behalf bonds, undertakings and other obligatory instruments of similar nature

- In Unlimited Amounts -

and to bind them thereby as fully and to the same extent as if such instruments were signed by a duly authorized officer of their insurance companies and all the acts of said Attorney, pursuant to the authority hereby given is hereby ratified and confirmed.

This Power of Attorney is made and executed pursuant to and by authority of the By-Law and Resolutions, printed on the reverse hereof, duly adopted, as indicated, by the Boards of Directors of the insurance companies.

In Witness Whereof, the CNA Companies have caused these presents to be signed by their Vice President and their corporate seals to be hereto affixed on this 11th day of May, 2021.



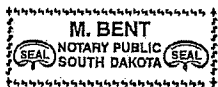
Continental Casualty Company
National Fire Insurance Company of Hartford
American Casualty Company of Reading, Pennsylvania

Handwritten signature of Paul T. Bruflat

Paul T. Bruflat Vice President

State of South Dakota, County of Minnehaha, ss:

On this 11th day of May, 2021, before me personally came Paul T. Bruflat to me known, who, being by me duly sworn, did depose and say: that he resides in the City of Sioux Falls, State of South Dakota; that he is a Vice President of Continental Casualty Company, an Illinois insurance company, National Fire Insurance Company of Hartford, an Illinois insurance company, and American Casualty Company of Reading, Pennsylvania, a Pennsylvania insurance company described in and which executed the above instrument; that he knows the seals of said insurance companies; that the seals affixed to the said instrument are such corporate seals; that they were so affixed pursuant to authority given by the Boards of Directors of said insurance companies and that he signed his name thereto pursuant to like authority, and acknowledges same to be the act and deed of said insurance companies.



My Commission Expires March 2, 2026

Handwritten signature of M. Bent

M. Bent Notary Public

CERTIFICATE

I, D. Johnson, Assistant Secretary of Continental Casualty Company, an Illinois insurance company, National Fire Insurance Company of Hartford, an Illinois insurance company, and American Casualty Company of Reading, Pennsylvania, a Pennsylvania insurance company do hereby certify that the Power of Attorney herein above set forth is still in force, and further certify that the By-Law and Resolution of the Board of Directors of the insurance companies printed on the reverse hereof is still in force. In testimony whereof I have hereunto subscribed my name and affixed the seal of the said insurance companies this 10th day of Jan, 2022



Continental Casualty Company
National Fire Insurance Company of Hartford
American Casualty Company of Reading, Pennsylvania

Handwritten signature of D. Johnson

D. Johnson Assistant Secretary

Form F6853-4/2012

Go to www.cnasurety.com > Owner / Oblige Services > Validate Bond Coverage, if you want to verify bond authenticity.

## Authorizing By-Laws and Resolutions

ADOPTED BY THE BOARD OF DIRECTORS OF CONTINENTAL CASUALTY COMPANY:

This Power of Attorney is made and executed pursuant to and by authority of the following resolution duly adopted by the Board of Directors of the Company at a meeting held on May 12, 1995:

“RESOLVED: That any Senior or Group Vice President may authorize an officer to sign specific documents, agreements and instruments on behalf of the Company provided that the name of such authorized officer and a description of the documents, agreements or instruments that such officer may sign will be provided in writing by the Senior or Group Vice President to the Secretary of the Company prior to such execution becoming effective.”

This Power of Attorney is signed by Paul T. Bruflat, Vice President, who has been authorized pursuant to the above resolution to execute power of attorneys on behalf of Continental Casualty Company.

This Power of Attorney is signed and sealed by facsimile under and by the authority of the following Resolution adopted by the Board of Directors of the Company by unanimous written consent dated the 25<sup>th</sup> day of April, 2012:

“Whereas, the bylaws of the Company or specific resolution of the Board of Directors has authorized various officers (the “Authorized Officers”) to execute various policies, bonds, undertakings and other obligatory instruments of like nature; and

Whereas, from time to time, the signature of the Authorized Officers, in addition to being provided in original, hard copy format, may be provided via facsimile or otherwise in an electronic format (collectively, “Electronic Signatures”); Now therefore be it resolved: that the Electronic Signature of any Authorized Officer shall be valid and binding on the Company. “

ADOPTED BY THE BOARD OF DIRECTORS OF NATIONAL FIRE INSURANCE COMPANY OF HARTFORD:

This Power of Attorney is made and executed pursuant to and by authority of the following resolution duly adopted by the Board of Directors of the Company by unanimous written consent dated May 10, 1995:

“RESOLVED: That any Senior or Group Vice President may authorize an officer to sign specific documents, agreements and instruments on behalf of the Company provided that the name of such authorized officer and a description of the documents, agreements or instruments that such officer may sign will be provided in writing by the Senior or Group Vice President to the Secretary of the Company prior to such execution becoming effective.”

This Power of Attorney is signed by Paul T. Bruflat, Vice President, who has been authorized pursuant to the above resolution to execute power of attorneys on behalf of National Fire Insurance Company of Hartford.

This Power of Attorney is signed and sealed by facsimile under and by the authority of the following Resolution adopted by the Board of Directors of the Company by unanimous written consent dated the 25<sup>th</sup> day of April, 2012:

“Whereas, the bylaws of the Company or specific resolution of the Board of Directors has authorized various officers (the “Authorized Officers”) to execute various policies, bonds, undertakings and other obligatory instruments of like nature; and

Whereas, from time to time, the signature of the Authorized Officers, in addition to being provided in original, hard copy format, may be provided via facsimile or otherwise in an electronic format (collectively, “Electronic Signatures”); Now therefore be it resolved: that the Electronic Signature of any Authorized Officer shall be valid and binding on the Company. “

ADOPTED BY THE BOARD OF DIRECTORS OF AMERICAN CASUALTY COMPANY OF READING, PENNSYLVANIA:

This Power of Attorney is made and executed pursuant to and by authority of the following resolution duly adopted by the Board of Directors of the Company by unanimous written consent dated May 10, 1995:

“RESOLVED: That any Senior or Group Vice President may authorize an officer to sign specific documents, agreements and instruments on behalf of the Company provided that the name of such authorized officer and a description of the documents, agreements or instruments that such officer may sign will be provided in writing by the Senior or Group Vice President to the Secretary of the Company prior to such execution becoming effective.”

This Power of Attorney is signed by Paul T. Bruflat, Vice President, who has been authorized pursuant to the above resolution to execute power of attorneys on behalf of American Casualty Company of Reading, Pennsylvania.

This Power of Attorney is signed and sealed by facsimile under and by the authority of the following Resolution adopted by the Board of Directors of the Company by unanimous written consent dated the 25<sup>th</sup> day of April, 2012:

“Whereas, the bylaws of the Company or specific resolution of the Board of Directors has authorized various officers (the “Authorized Officers”) to execute various policies, bonds, undertakings and other obligatory instruments of like nature; and

Whereas, from time to time, the signature of the Authorized Officers, in addition to being provided in original, hard copy format, may be provided via facsimile or otherwise in an electronic format (collectively, “Electronic Signatures”); Now therefore be it resolved: that the Electronic Signature of any Authorized Officer shall be valid and binding on the Company. “

## SECTION H: FEDERAL AND LOCAL CERTIFICATIONS

The following Certifications and forms must be executed and submitted at the time of the bid submission:

### 1. AFFIDAVIT AND INFORMATION REQUIRED OF BIDDERS - (Include in all bids)


I hereby declare and affirm under the penalty for perjury:

A. That I am the Bidder (if the Bidder is an individual), a partner in the Bidder (if the Bidder is a partnership), or an officer or employee of the bidding corporation (if the Bidder is a corporation or limited liability company);

B. That the attached Bid have been arrived at by the Bidder independently and have been submitted without collusion or sham [fraud] and without any agreement, understanding, or planned common course of action with any other vendor of materials, supplies, equipment, or services described in the request for proposals, designed to limit independent proposing or competition;


C. That the contents of the Bid have not been communicated, directly or indirectly, by the Bidder or its employees or agents to any person not an employee or agent of the Bidder or its surety or any bond furnished with the Bid, and will not be communicated to any such person prior to the official opening of the proposal(s); and

D. That I have fully informed myself regarding the accuracy of the statements made in the affidavit.

SIGNATURE   
NAME Jason Samz  
TITLE vice - President  
FIRM NAME Zenith Tech, Inc.  
DATE 12/05/2022

**2. OVERALL FEDERAL REGULATION COMPLIANCE**

All contractual provisions required by USDOT/FTA, as set forth in USDOT/FTA Circular 4220.1F, as amended, and outlined in "USDOT/FTA Terms and Conditions", are hereby incorporated by reference. Anything to the contrary herein notwithstanding, all USDOT/FTA mandated terms shall be deemed to control in the event of a conflict with other provisions contained in the Contract with the successful Bidder. The successful Bidder shall not perform any act, fail to perform any act, or refuse to comply with any City of Madison requests which would cause the City of Madison to be in violation of USDOT/FTA or Wisconsin Department of Transportation grant terms and conditions. The successful Bidder shall ensure that any proposed subcontractors have been determined to meet the same standards of responsibility applicable to the prime contractor.

SIGNATURE	
NAME	Jason Samz
TITLE	Vice-President
FIRM NAME	Zenith Tech, Inc.
DATE	12/05/2022

3. COMPLIANCE WITH SPECIFICATIONS/SCOPE OF WORK - (Include in all bids)

The Bidder hereby certifies that it will comply with the specifications/scope of work issued by the City of Madison, WI. **The Bidder warrants and certifies that of the following three paragraphs, paragraph A or B or C is true (check one ONLY):**

A. \_\_\_ The Bidder hereby states that it will comply with the specifications/scope of work in all areas. (This means that there are no exceptions to the City's specifications/scope of work, no matter how minor. If you have any doubts, check paragraph C or call the Procuring Agency, for assistance.)

B.  The Bidder hereby states that it will comply with the specifications/scope of work in all areas except those where requests for clarification were approved by the City prior to Bid submission.

C. \_\_\_ The Bidder hereby states that it will comply with the specifications/scope of work in all areas except those noted in its response as not being granted by the City in the requests for clarification process. The Bidder understands that those exceptions to the specifications/scope of work may be considered not responsive and may be rejected by the City.

SIGNATURE



NAME

JASON SAMZ

TITLE

VICE PRESIDENT

FIRM NAME

ZENITH TECH, INC.


DATE

12/05/2022



**6. DBE APPROVAL CERTIFICATION**

The Bidder hereby certifies that it will not discriminate on the basis of race, color, national origin, religion, sex, age or disability in awarding a subcontract, and that it will take reasonable and necessary steps to ensure that Disadvantaged Business Enterprises as defined in 49 CFR Part 26, Participation by Disadvantaged Business Enterprises in DOT Financial Assistance Programs, including 49 CFR 26.13, will have the opportunity to participate in the performance of this Bid. Furthermore, the Bidder certifies that its goals have not been disapproved by the Federal Transit Administration.

SIGNATURE  \_\_\_\_\_  
NAME Jason Samz \_\_\_\_\_  
TITLE Vice President \_\_\_\_\_  
FIRM NAME Zenith Tech, Inc. \_\_\_\_\_  
DATE 12/05/2022 \_\_\_\_\_

9. VENDOR DATA SHEET

A. LIST THE PERSON THE CITY CAN CONTACT IF THERE ARE QUESTIONS ABOUT YOUR PROPOSAL.

Name Bill Wondrachek  
Address NW 23673 Bluemound Rd  
City Waukesha State WI Zip + 4 53187-1028  
Phone 262.524.1800 FAX 262.524.1840 E-mail bwondrachek@walbecgroup.com

B. LIST THE PERSON RESPONSIBLE FOR REQUIRED AFFIRMATIVE ACTION INFORMATION.

Name Diane Gadzalinski  
Address 2005 Pewaukee Rd  
City Waukesha State WI Zip + 4 53188-1000  
Phone 262.524.1883 FAX \_\_\_\_\_ E-mail dgadzalinski@walbecgroup.com

C. LIST THE PERSON RESPONSIBLE FOR INVOICES & PREVAILING WAGE DOCUMENTATION.

Name Margie Canfield  
Address NW 23673 Bluemound Rd  
City Waukesha State WI Zip + 4 53187-1028  
Phone 262.524.1905 FAX 262.524.1840 E-mail mcanfield@walbecgroup.com

D. LIST THE PERSON RESPONSIBLE FOR THE MONTHLY PROGRESS REPORTS, if required.


Name Bill Wondrachek  
Address NW 23673 Bluemound Rd  
City Waukesha State WI Zip + 4 53187-1028  
Phone 262.524.1800 FAX 262.524.1840 E-mail bwondrachek@walbecgroup.com

**10. BUY AMERICA CERTIFICATION (Steel or Manufactured Products, except Rolling Stock)**

**NOTE: Only fill in one (1) of the following Buy America Certification forms.**

**Certificate of Compliance**

The Bidder or Offeror hereby certifies that it will comply with the requirements of 49 U.S.C. Section 5323(j)(1), and the applicable regulations of 49 C.F.R. 661.

Signature:   
Name & Title: JASON SAMZ  
Company Name: Zenith Tech, Inc.  
Date: 12/05/2022

**Certificate of Non-Compliance**

The Bidder or Offeror hereby certifies that it cannot comply with the requirements of 49 U.S.C. Section 5323(j), but it may qualify for an exception to the requirements pursuant to 49 U.S.C. Sections 5323(j)(2), as amended, and the applicable regulations in 49 C.F.R. 661.7.

Signature: \_\_\_\_\_  
Name & Title: \_\_\_\_\_  
Company Name: \_\_\_\_\_  
Date: \_\_\_\_\_

If Applicable, list the "exemption" qualifications accepted by FTA:

## SECTION I: PROCUREMENT PROTEST PROCEDURE

In response to Federal Transit Administration (FTA) Circular 4220.1F, "Third Party Contracting Guidelines," it is Metro Transit's policy to consider all protests or objections regarding the award of a contract, whether submitted before or after award. Furthermore, this procedure shall be included or referenced in all solicitation documents. If referenced, the procedure shall be provided immediately upon request, barring copying restrictions.

### PROTESTS

Any protests by an interested party i.e., Offeror or adversely affected sub-contractor; regarding this procurement shall be made in accordance with the procedures listed below. After such administrative remedies have been exhausted, an interested party may file a protest with the Federal Transit Administration (FTA) of the U.S. Department of Transportation pursuant to the procedures provided in FTA C 4220.1F. Allegations of violations of certain federal requirements may require the use of a separate complaint procedure. See, for example, Buy America Requirements, 49 CFR 661 (Section 661.15) and Participation by Disadvantaged Business Enterprise in Department of Transportation Programs, 49 CFR 26 (Section 26.101).

Failure to comply with the procedures listed below, will render a protest untimely and/or inadequate and shall result in its rejection.

#### Pre-award Protest Procedure

In all cases, the services, equipment, parts, or materials furnished under a contract shall fully comply with the plans, specifications, and scope of services attached to the request for proposals.

All pre-proposal or pre-award protests by interested parties, based upon restrictive or unclear scopes of work, the procurement process, alleged improprieties, or similar situations shall be received by Metro Transit, in writing, at the physical address and/or email address listed in the solicitation document. If the protest is made orally, timely written confirmation of the protest shall be required. Any protest must be fully supported with technical data or other pertinent information as evidence. Metro Transit will not consider a protest, if it is insufficiently supported or if Metro Transit does not receive it within the specified time limits. All Pre-award Protests shall be submitted within fifteen business (15) days prior to the Bid /Proposal Due Date.

With respect to any Pre-award Protest considered by Metro Transit, the Project Administrator will respond in detail to each substantive issue raised. This written response will be postmarked or transmitted at least five (5) business days prior to the bid/proposal due date.

#### Pre-award Protests Appeals Procedure

An Offeror or an adversely affected subcontractor is eligible to file an appeal from the decision of Metro Transit's Project Administrator. All appeals shall be filed, in writing, not more than five (5) business days from the date of determination, by 4:30 PM local time, with the Transit Finance Manager, at 1245 East Washington Ave., Suite 201, Madison, WI 53703 or FAX 608/267-8778. At minimum, the appeal shall include the name and address of the appellant; the email, telephone, and FAX numbers of the appellant; the action, which is the subject of the appeal; the reason for the protest; and a statement of the remedy sought.

With respect to any protest considered by Metro Transit, the Transit Finance Manager will respond in detail to each substantive issue raised. Metro Transit's final decision on the appeal of a pre-award protest will be postmarked or transmitted within ten (10) business days after the filing of the pre-award protest appeal.

### Award Protest Procedure

An Offeror or an adversely affected subcontractor may protest the selected, responsible Offeror designation of any individual or organization by Metro Transit. All protests shall be filed, in writing, within five (5) business days of the bid award, by 4:30 PM local time, with the Transit General Manager, at 1245 East Washington Ave., Suite 201, Madison, WI 53703 or FAX 608/267-8778.

At a minimum, the protest shall include the name and address of the protesting party; the email, telephone, and FAX numbers of the protesting party; the action, which is the subject of the protest; the reason for the protest; and a statement of the remedy sought. The letter should include all information available to the protestor relevant to a determination of whether the protested party is in fact the selected, responsible Offeror. The protest should be specific. Metro Transit will not consider a protest, if it is insufficiently supported or if it is not received within the specified time limits.

The Transit General Manager shall determine, on the basis of information provided by the protestor, whether there is reason to believe that the protested party should not have been awarded the contract.

If the Transit General Manager determines that there is no reason to believe that the protested party should not have been awarded the contract, Metro Transit shall so inform the protestor in writing. In this letter, Metro Transit shall respond, at least generally, to each material issue raised in the protest.

If the Transit General Manager determines that there is reason to believe that the protested party should not have been awarded the contract, Metro Transit shall begin a proceeding to re-evaluate the bid/proposal award.

Metro Transit shall notify all involved or affected Offerors, in writing, that the contract award has been protested. The notice may identify the protesting party and summarize the grounds for protest. The notice shall also require the protested party to provide Metro Transit, within a reasonable period of time, any information necessary to permit Metro Transit to evaluate the protested party's designation as the selected, responsible Offeror.

The Transit General Manager shall evaluate the information available and make a determination. Metro Transit shall notify the parties of this determination in writing, within ten (10) business days of the conclusion of the determination, setting forth the reason for the determination.

In the event the Transit General Manager determines that the protested party should not have been awarded the contract, Metro Transit, at its discretion, may re-evaluate the evaluation process with the remaining Offerors or re-announce the RFP.

### Award Protest Appeals Procedure

Any aggrieved person who was a party to the above award protest, or any person who possesses a direct financial interest in the determination, is eligible to file an appeal.

All appeals from the decision of an award protest should be filed, in writing, within five (5) business days of the date of determination, during normal working hours, with the City Finance Director, City of Madison, 210 Martin Luther King Jr. Blvd., Room 406, Madison, WI. 53710 or FAX 608/267/8705.

At minimum, the appeal shall include the name and address of the appellant; the telephone and FAX numbers of the appellant; the action which is the subject of the appeal; the specific reason for the appeal; a statement of the remedy sought; and a copy of Metro Transit's determination. The City Finance Director will not consider a protest, if it is insufficiently supported or if it is not received within the specified time limits.

Upon receipt of an appeal, the Finance Director shall fix a place, date, time, and designated officer to investigate the appeal, which shall be within five (5) business days of the date of receipt of the appeal.

The designated officer shall serve notice in writing, by telephone, or by other satisfactory means, to inform the parties of any information needed from them in order to respond to the appeal.

Within ten (10) business days of the conclusion of the review, the City Finance Director shall prepare a factual summary of the review and a final determination. In the report, all material issues raised in the protest shall be addressed in detail. This report shall be delivered to Metro Transit, with copies to the parties. This determination shall be final.

#### FTA Oversight

FTA will only review protests that allege failure of the City of Madison (Metro Transit) to have written protest procedures or failure to follow such procedures, or its failure to review a complaint or protest; or violation of Federal Law or regulations. A protest to the USDOT/FTA must be filed in accordance with FTA Circular 4220.1F currently in effect or amended time to time.

Alleged violations on other grounds, to the extent that they are justifiable, are under the jurisdictions of the appropriate federal, state or local administrative or judicial authorities. A concurrent copy of the protest must be sent to Madison Metro Transit.

The USDOT/FTA's remedy for City's failure to have written protest procedures or failure to follow such procedure is limited to requiring the City of Madison (Metro Transit) to develop such procedures, if necessary, and to follow such procedures in reviewing the protest at issue if Metro Transit desires USDOT/FTA financial participation in the contract in question.

Appellants shall file a protest with the USDOT/FTA not later than five (5) business days after the appellant knows or has reason to know of the violation.

In general, the protest filed must include the name and address of the appellant; identify Metro Transit, the project (grant) number, and the number of the contract solicitation; contain a statement of the grounds for the protest and any supporting documentation; and a copy of the local protest filed with the City of Madison and a copy of City's decision, if any.

#### Post-Award Procedure

The City of Madison shall not award a contract for five (5) business days following its decision on a procurement protest or if a protest has been filed with the FTA, during the pendency of that protest, unless Madison Metro Transit has determined that:

1. The items or services to be contracted for are urgently required;
2. Delivery or performance will be unduly delayed by failure to make the award promptly; or
3. Failure to make prompt award will otherwise cause undue harm to the Madison Metro Transit or the Federal Government.

In the event that City of Madison (Metro Transit) determines that the award is to be made during the five (5) business day period following the local protest decision or the pendency of a protest, the project file shall be documented by Metro Transit, explaining the basis for the award. In addition, Metro Transit shall notify the FTA prior to making such an award. Written notice of the decision to proceed with the award shall also be sent to the protester and all other interested or aggrieved parties, including the selected Offeror.

## SECTION J: AGREEMENT

THIS AGREEMENT made this 18<sup>th</sup> day of January in the year Two Thousand and Twenty-Three between **ZENITH TECH, INC.** hereinafter called the Contractor, and the City of Madison, Wisconsin, hereinafter called the City.

WHEREAS, the Common Council of the said City of Madison under the provisions of a resolution adopted **JANUARY 17, 2023**, and by virtue of authority vested in the said Council, has awarded to the Contractor the work of performing certain construction.

NOW, THEREFORE, the Contractor and the City, for the consideration hereinafter named, agree as follows:

1. **Scope of Work.** The Contractor shall, perform the construction, execution and completion of the following listed complete work or improvement in full compliance with the Plans, Specifications, Standard Specifications, Supplemental Specifications, Special Provisions, this Agreement, and the Federal Funding Compliance Requirements set forth in Addendum A to this Agreement; perform all items of work covered or stipulated in the proposal; perform all altered or extra work; and shall furnish, unless otherwise provided in the contract, all materials, implements, machinery, equipment, tools, supplies, transportation, and labor necessary to the prosecution and completion of the work or improvements:

### EAST-WEST BUS RAPID TRANSIT CONTRACT NO. 8716

2. **Completion Date/Contract Time.** Construction work must begin within seven (7) calendar days after the date appearing on mailed written notice to do so shall have been sent to the Contractor and shall be carried on at a rate so as to secure full completion SEE SPECIAL PROVISIONS, the rate of progress and the time of completion being essential conditions of this Agreement.
3. **Contract Price.** The City shall pay to the Contractor at the times, in the manner and on the conditions set forth in said specifications, the sum of **SIXTY-FIVE MILLION SEVEN HUNDRED FORTY-THREE THOUSAND TWO HUNDRED FORTY-SIX AND 27/100 (\$65,743,246.27)** Dollars being the amount bid by such Contractor and which was awarded to him/her as provided by law.
4. **Affirmative Action.** In the performance of the services under this Agreement the Contractor agrees not to discriminate against any employee or applicant because of race, religion, marital status, age, color, sex, disability, national origin or ancestry, income level or source of income, arrest record or conviction record, less than honorable discharge, physical appearance, sexual orientation, gender identity, political beliefs, or student status. The Contractor further agrees not to discriminate against any subcontractor or person who offers to subcontract on this contract because of race, religion, color, age, disability, sex, sexual orientation, gender identity or national origin.

The Contractor agrees that within thirty (30) days after the effective date of this agreement, the Contractor will provide to the City Affirmative Action Division certain workforce utilization statistics, using a form to be furnished by the City.

If the contract is still in effect, or if the City enters into a new agreement with the Contractor, within one year after the date on which the form was required to be provided, the Contractor will provide updated workforce information using a second form, also to be furnished by the City. The second form will be submitted to the City Affirmative Action Division no later than one year after the date on which the first form was required to be provided.

The Contractor further agrees that, for at least twelve (12) months after the effective date of this contract, it will notify the City Affirmative Action Division of each of its job openings at facilities in Dane County for which applicants not already employees of the Contractor are to be considered. The notice will include a job description, classification, qualifications and application procedures and deadlines. The Contractor agrees to interview and consider candidates referred by the Affirmative Action Division if the candidate meets the minimum qualification standards established

by the Contractor, and if the referral is timely. A referral is timely if it is received by the Contractor on or before the date started in the notice.

## Articles of Agreement

### Article I

The Contractor shall take affirmative action in accordance with the provisions of this contract to insure that applicants are employed, and that employees are treated during employment without regard to race, religion, color, age, marital status, disability, sex, sexual orientation, gender identity or national origin and that the employer shall provide harassment free work environment for the realization of the potential of each employee. Such action shall include, but not be limited to, the following: employment, upgrading, demotion or transfer, recruitment or recruitment advertising, layoff or termination, rates of pay or other forms of compensation and selection for training including apprenticeship insofar as it is within the control of the Contractor. The Contractor agrees to post in conspicuous places available to employees and applicants notices to be provided by the City setting out the provisions of the nondiscrimination clauses in this contract.

### Article II

The Contractor shall in all solicitations or advertisements for employees placed by or on behalf of the Contractors state that all qualified or qualifiable applicants will be employed without regard to race, religion, color, age, marital status, disability, sex, sexual orientation, gender identity or national origin.

### Article III

The Contractor shall send to each labor union or representative of workers with which it has a collective bargaining agreement or other contract or understanding a notice to be provided by the City advising the labor union or worker's representative of the Contractor's equal employment opportunity and affirmative action commitments. Such notices shall be posted in conspicuous places available to employees and applicants for employment.

### Article V

The Contractor agrees that it will comply with all provisions of the Affirmative Action Ordinance of the City of Madison, including the contract compliance requirements. The Contractor agrees to submit the model affirmative action plan for public works contractors in a form approved by the Affirmative Action Division Manager.

### Article VI

The Contractor will maintain records as required by Section 39.02(9)(f) of the Madison General Ordinances and will provide the City Affirmative Action Division with access to such records and to persons who have relevant and necessary information, as provided in Section 39.02(9)(f). The City agrees to keep all such records confidential, except to the extent that public inspection is required by law.

### Article VII

In the event of the Contractor's or subcontractor's failure to comply with the Equal Employment Opportunity and Affirmative Action Provisions of this contract or Section 39.03 and 39.02 of the Madison General Ordinances, it is agreed that the City at its option may do any or all of the following:

1. Cancel, terminate or suspend this Contract in whole or in part.



2. Declare the Contractor ineligible for further City contracts until the Affirmative Action requirements are met.
3. Recover on behalf of the City from the prime Contractor 0.5 percent of the contract award price for each week that such party fails or refuses to comply, in the nature of liquidated damages, but not to exceed a total of five percent (5%) of the contract price, or tenthousand dollars (\$10,000), whichever is less. Under public works contracts, if a subcontractor is in noncompliance, the City may recover liquidated damages from the prime Contractor in the manner described above. The preceding sentence shall not be construed to prohibit a prime Contractor from recovering the amount of such damage from the non-complying subcontractor.

#### Article VIII

The Contractor shall include the above provisions of this contract in every subcontract so that such provisions will be binding upon each subcontractor. The Contractor shall take such action with respect to any subcontractor as necessary to enforce such provisions, including sanctions provided for noncompliance.

#### Article IX

The Contractor shall allow the maximum feasible opportunity to small business enterprises to compete for any subcontracts entered into pursuant to this contract. (In federally funded contracts the terms "DBE, MBE and WBE" shall be substituted for the term "small business" in this Article.)

5. Substance Abuse Prevention Program Required. Prior to commencing work on the Contract, the Contractor, and any Subcontractor, shall have in place a written program for the prevention of substance abuse among its employees as required under Wis. Stat. Sec. 103.503.
6. **Contractor Hiring Practices.**

#### **Ban the Box - Arrest and Criminal Background Checks. (Sec. 39.08, MGO)**

This provision applies to all prime contractors on contracts entered into on or after January 1, 2016, and all subcontractors who are required to meet prequalification requirements under MGO 33.07(7)(I), MGO as of the first time they seek or renew pre-qualification status on or after January 1, 2016. The City will monitor compliance of subcontractors through the pre-qualification process.

- a. **Definitions.** For purposes of this section, "Arrest and Conviction Record" includes, but is not limited to, information indicating that a person has been questioned, apprehended, taken into custody or detention, held for investigation, arrested, charged with, indicted or tried for any felony, misdemeanor or other offense pursuant to any law enforcement or military authority.

"Conviction record" includes, but is not limited to, information indicating that a person has been convicted of a felony, misdemeanor or other offense, placed on probation, fined, imprisoned or paroled pursuant to any law enforcement or military authority.

"Background Check" means the process of checking an applicant's arrest and conviction record, through any means.

- b. **Requirements.** For the duration of this Contract, the Contractor shall:
  1. Remove from all job application forms any questions, check boxes, or other inquiries regarding an applicant's arrest and conviction record, as defined herein.

2. Refrain from asking an applicant in any manner about their arrest or conviction record until after conditional offer of employment is made to the applicant in question.
3. Refrain from conducting a formal or informal background check or making any other inquiry using any privately or publicly available means of obtaining the arrest or conviction record of an applicant until after a conditional offer of employment is made to the applicant in question.
4. Make information about this ordinance available to applicants and existing employees, and post notices in prominent locations at the workplace with information about the ordinance and complaint procedure using language provided by the City.
5. Comply with all other provisions of Sec. 39.08, MGO.

**c. Exemptions:** This section shall not apply when:


1. Hiring for a position where certain convictions or violations are a bar to employment in that position under applicable law, or
2. Hiring a position for which information about criminal or arrest record, or a background check is required by law to be performed at a time or in a manner that would otherwise be prohibited by this ordinance, including a licensed trade or profession where the licensing authority explicitly authorizes or requires the inquiry in question.

To be exempt, Contractor has the burden of demonstrating that there is an applicable law or regulation that requires the hiring practice in question, if so, the contractor is exempt from all of the requirements of this ordinance for the position(s) in question.

**EAST-WEST BUS RAPID TRANSIT  
CONTRACT NO. 8716**

IN WITNESS WHEREOF, the Contractor has hereunto set their hand and seal and the City has caused this contract to be sealed with its corporate seal and to be executed by its Mayor and City Clerk on the dates written below.

Countersigned:

  
\_\_\_\_\_  
Witness Date  
Wendy Kenney 01/18/23  
\_\_\_\_\_  
Witness Date

**ZENITH TECH, INC.**

\_\_\_\_\_  
Company Name  
Don Saury 1/17/2023  
\_\_\_\_\_  
President VICE, JASON STUZZ Date  
[Signature] 1/18/2023  
\_\_\_\_\_  
Secretary CEO Date

CITY OF MADISON, WISCONSIN

Provisions have been made to pay the liability that will accrue under this contract.

[Signature] 2-6-2023  
\_\_\_\_\_  
Finance Director Date

Approved as to form:

Michael Hoos 2-14-23  
\_\_\_\_\_  
City Attorney Date

[Signature] 2/14/23  
\_\_\_\_\_  
Witness Date

[Signature] 1-31-23  
\_\_\_\_\_  
Witness Date

[Signature] 2/14/2023  
\_\_\_\_\_  
Mayor Date

Maibeth Wigel-Behl 1-31-2023  
\_\_\_\_\_  
City Clerk Date

## ADDENDUM A TO AGREEMENT: FEDERAL FUNDING COMPLIANCE REQUIREMENTS

The Contract will be funded by several different funding sources, including federal funding as follows: grant funding as a Small Starts project through the Capital Investment Grants program of the Bipartisan Infrastructure Law, enacted as the Infrastructure Investment and Jobs Act under 49 USC §5309; Bus and Bus Facilities Grant Program funding under 49 USC §5339; Urbanized Area Formula Program funding under 49 USC §5307; State of Good Repair Grant Program funding under 49 USC §5337; American Rescue Plan Act of 2021; and federal earmarks. Additional federal funding sources may arise during the term of the Contract. Due to these federal funding sources, Contractor agrees to comply with applicable federal requirements, and follow applicable federal guidance as applicable. In addition, the following federal funding compliance requirements, set forth in this Addendum A, are incorporated into and made a part of this Agreement:

1. Notice to Contractor; Changes in Applicable Federal Law.
  - a. Federal requirements that apply to the City, this Contract, and any Amendments thereto may change due to changes in federal law, regulation, other requirements, or guidance, or changes in the City's underlying agreements with the United States, including information incorporated by reference and made part of any such agreements; and
  - b. Applicable changes to those federal requirements will apply to this Contract and any subcontracts entered into by Contractor.
  
2. Incorporation of FTA Terms.
  - a. The provisions in this Addendum include, in part, certain standard terms and conditions required by USDOT/FTA, whether or not expressly set forth in these provisions. All contractual provisions required by USDOT/FTA, as set forth in FTA Circular 4220.1F are hereby incorporated by reference. Anything to the contrary herein notwithstanding, all USDOT/FTA mandated terms shall be deemed to control in the event of a conflict with other provisions contained in this Contract. The Contractor shall not perform any act, fail to perform any act, or refuse to comply with any City of Madison requests, which would cause the City of Madison to be in violation of the USDOT/FTA terms and conditions.
  - b. The Contractor agrees that it will comply at all times with 49 CFR Part 18; U. S. Department of Transportation regulations relating to applicable FTA regulations, policies, procedures and directives, including without limitation those listed directly or by reference in the Agreement Form FTA MA (29) dated February 2022, between the City and U. S. Department of Transportation/Federal Transit Administration (USDOT/FTA), as they may be amended or promulgated from time to time during the term of this contract. The Contractor's failure to so comply shall constitute a material breach of this contract.
  - c. These grant agreements and FTA Circular 4220.1F, "Third Party Contracting," are available for examination at the Office of the Transit Finance Manager, 1245 East Washington Avenue, Suite 201, Madison, WI 53703-3052, 608/267-8766 (voice), 608/267-8778 (fax) or jschiller@cityofmadison.com.
  
3. Changes to Federal Requirements.
  - a. Contractor shall at all times comply with all applicable FTA regulations, policies, procedures and directives, including without limitation those listed directly or by reference in the Master Agreement between the City and the FTA, as they may be amended or promulgated from time to time during the term of this Contract. Contractor's failure to so comply shall constitute a material breach of this Contract.

4. No Federal Government Obligation to Third Parties.
- a. Contractor acknowledges and agrees that, notwithstanding any concurrence by the Federal Government in or approval of the solicitation or award of the Contract, absent the express written consent by the Federal Government, the Federal Government is not a party to this Contract and shall not be subject to any obligations or liabilities to City, Contractor, or any other party (whether or not a party to the Contract) pertaining to any matter resulting from the Contract. Contractor agrees to include the above clause in each subcontract financed in whole or in part with Federal assistance provided by the FTA. It is further agreed that the clause shall not be modified, except to identify the subcontractor who will be subject to its provisions.
5. Government-Wide Debarment and Suspension.
- a. In accordance with Executive Order 12549, as implemented by 49 CFR Part 29, a person (as defined in 49 CFR Part 49.105) who is debarred or suspended shall be excluded from Federal financial and non-financial assistance and benefits under Federal programs and activities. As a participant in a federally assisted primary covered transaction (grant recipient), the City is required to obtain a certification entitled "Certification Regarding Debarment, Suspension, Ineligibility and Voluntary Exclusion—Lower Tier Covered Transactions" from all lower tier participants on this Contract whose contract or agreement will exceed \$25,000. Contractor will submit for itself and obtain and submit from all consultants and subcontractors whose contracts will exceed \$25,000 the certification entitled "Certification Regarding Debarment, Suspension, Ineligibility and Voluntary Exclusion—Lower Tier Covered Transactions" Any contract or subcontract executed without such certification will be voidable by the City.
- b. In the event that Contractor has certified prior to award that it is not debarred, suspended, or voluntarily excluded from covered transactions by any Federal Department or agency and such certification is found to be false, this Contract may be cancelled, terminated or suspended by the City and Contractor will be liable for any and all damages incurred by the City as a result of such cancellation, termination or suspension because of such false certification.
- c. Contractor will ensure that certifications completed by subcontractors, lower tier subcontractors or suppliers are attached to and incorporated into their subcontracts or agreements.
6. Ethics.
- a. Prohibited Interest. The Contractor guarantees that no employee, officer, or agent of the City during his or her tenure or one (1) year thereafter has any interest, direct or indirect, in this contract or the proceeds thereof. Such a conflict would also arise when any employee, officer or agent's family member or partner or organization that employs, or is about to employ any of the above, has a financial or other interest in the Contractor selected for award.
- b. Interest of Members of or Delegates to Congress. The Contractor guarantees that he or she has not offered or given to any member of, or delegate to the Congress of the United States, any share or part of this contract or to any benefit arising therefrom.
- c. Covenant Against Gratuities. The Contractor guarantees that he or she has not offered or given gratuities (in the form of entertainment, gifts, or otherwise) to any employee, officer or agent of the City with a view toward securing favorable treatment in the awarding, amending, or evaluating performance of the proposal or proposed contract.

- d. Collusive Agreements. The Contractor guarantees that the Contract submitted is not a product of collusion with any other Contractor and no effort has been made to fix any overhead, profit or cost element of any Contract price.

7. Anti-Lobbying.

- a. In accordance with the Byrd Anti-Lobbying Amendment, 31 U.S.C. §1352, as amended by the Lobbying Disclosure Act of 1995, P.L. 104-65 [to be codified at 2 U.S.C. §1601, et seq.], contractors who apply or propose for an award of \$100,000 or more shall file the certification required by 49 CFR part 20, "New Restrictions on Lobbying." Each tier certifies to the tier above that it will not and has not used Federal appropriated funds to pay any person or organization for influencing or attempting to influence an officer or employee of any agency, a member of Congress, officer or employee of Congress, or an employee of a member of Congress in connection with obtaining any Federal contract, grant or any other award covered by 31 U.S.C. §1352. Each tier shall also disclose the name of any registrant under the Lobbying Disclosure Act of 1995 who has made lobbying contacts on its behalf with non-Federal funds with respect to that Federal contract, grant or award covered by 31 U.S.C. §1352. Such disclosures are forwarded from tier to tier up to the recipient.
- b. Contractor will submit for itself the form entitled "Certification of Restrictions on Lobbying" and if applicable, the form entitled "Disclosure of Lobbying", and obtain and retain from all consultants and subcontractors whose contracts will exceed \$100,000 the certification entitled "Certification of Restrictions on Lobbying", and obtain from all consultants and subcontractors, at any tier, whose agreements will exceed \$100,000, and submit to the City, if applicable, the form entitled "Disclosure of Lobbying". An example of such a form is attached to this Addendum as Attachment 1.
- c. Contractor and its consultants and subcontractors shall file a disclosure form at the end of each calendar quarter in which there occurs any event that requires disclosure or that materially affects the accuracy of the information contained in any disclosure form previously filed by such Contractor, consultants and subcontractors under this Sec. 7. An event that materially affects the accuracy of the information reported includes:
  - (1) A cumulative increase of \$25,000 or more in the amount paid or expected to be paid for influencing or attempting to influence a covered Federal action; or
  - (2) A change in the person(s) or individual(s) influencing or attempting to influence a covered Federal action; or
  - (3) A change in the officer(s), employee(s), or Member(s) contacted to influence or attempt to influence a covered Federal action.
- d. Contractor will ensure that certifications completed by lower tier consultants and subcontractors are attached to and incorporated into their contracts or agreements.

8. False Statements or Claims.

- a. Contractor acknowledges that the provisions of the Program Fraud Civil Remedies Act of 1986, as amended, 31 U.S.C. §3801 et seq and U.S. DOT regulations, "Program Fraud Civil Remedies," 49 CFR Part 31, apply to its actions pertaining to this Agreement. Upon execution of the underlying Agreement, Contractor certifies or affirms the truthfulness and accuracy of any statement it has made, it makes, it may make, or causes to be made, pertaining to the underlying Agreement or the FTA-assisted project for which this Agreement work is being performed. In addition to other penalties that may be applicable, Contractor further acknowledges that if it makes, or causes to be made, a false, fictitious,

or fraudulent claim, statement, submission or certification, the Federal Government reserves the right to impose the penalties of the Program Fraud Civil Remedies Act of 1986 on Contractor to the extent the Federal Government deems appropriate.

- b. Contractor acknowledges that if it makes, or causes to be made, a false, fictitious, or fraudulent claim, statement, submission, or certification to the Federal Government under an agreement connected with a project that is financed in whole or in part with Federal assistance originally awarded by FTA under authority of 49 U.S.C. §5307, the Government reserves the right to impose the penalties of 18 U.S.C. §1001 and 49 U.S.C. §5307(n)(1) on Contractor, to the extent the Federal Government deems appropriate. Contractor also agrees to include the terms of this Sec. 8 in each consultant contract and subcontract financed in whole or in part with Federal assistance provided by FTA. It is further agreed that the clauses shall not be modified, except to identify the consultants and subcontractors who will be subject to the provisions.

9. Government Access to Records and Reports.

- a. In accordance with 49 CFR §18.36(j), Contractor agrees to provide the City, the FTA Administrator, the Comptroller General of the United States or any of their authorized representatives access to any books, documents, papers and records of Contractor which are directly pertinent to this Contract for the purpose of making audits, examinations, excerpts and transcriptions. Contractor also agrees, pursuant to 49 CFR §633.17, to provide the FTA Administrator or his/her authorized representatives, including any Project Management Oversight Contractor ("PMOC"), access to Contractor's records and work sites pertaining to a major capital project, defined at 49 U.S.C. §5302(a)1, which is receiving Federal financial assistance through the programs defined at 49 U.S.C §5307, 5309 or 5311.
- b. Contractor agrees to permit any of the foregoing parties to reproduce by any means whatsoever or to copy excerpts and transcriptions as reasonably needed.
- c. Contractor agrees to maintain all books, records, accounts and reports required under this Contract for a period of not less than three (3) years after the date of termination or expiration of this Contract, except in the event of litigation or settlement of claims arising from the performance of this Contract, in which case the Contractor agrees to maintain same until the City, the FTA Administrator, the Comptroller General, or any of their duly authorized representatives, have disposed of all such litigation, appeals, claims or exceptions related thereto.
- d. The Contractor further agrees to include in all their subcontracts hereunder a provision to the effect that the subcontractor agrees to the requirements of this Section 9. The term "subcontractor" as used in this clause excludes subcontracts or purchase orders for public utility services at rates established for uniform applicability to the general public.

10. Civil Rights.

- a. The following requirements apply to this Contract:
- (1) Nondiscrimination. In accordance with Title VI of the Civil Rights Act, as amended, 42 U. S. C. 2000d, section 303 of the Age Discrimination Act of 1975, as amended, 42 U.S.C. §6102, section 202 of the Americans With Disabilities Act of 1990, 42 U.S.C. §12132, and the Federal law at 49 U.S.C. §5332, Contractor agrees that it will not discriminate against any employee or applicant for employment because of race, color, creed, national origin, sex, age, or disability. In addition, Contractor agrees to comply with applicable Federal implementing regulations and other implementing requirements FTA may issue.

- (2) Equal Employment Opportunity. The following equal employment opportunity requirements apply to this Contract:
- (1) Race, Color, Creed, National Origin, Sex. In accordance with Title VII of the Civil Rights Act, as amended, 42 U.S.C. § 2000e, and Federal transit laws at 49 U.S.C. § 5332, Contractor agrees to comply with all applicable equal employment opportunity requirements of U.S. Department of Labor (U.S. DOL) regulations, "Office of Federal Contract Compliance Programs, Equal Employment Opportunity, Department of Labor," 41 C.F.R. Parts 60 et seq., (which implement Executive Order No. 11246, "Equal Employment Opportunity," as amended by Executive Order No. 11375, "Amending Executive Order 11246 Relating to Equal Employment Opportunity," 42 U.S.C. § 2000e note), and with any applicable Federal statutes, executive orders, regulations, and Federal policies that may in the future affect construction activities undertaken in the course of the Project. Contractor agrees to take affirmative action to ensure that applicants are employed, and that employees are treated during employment, without regard to their race, color, creed, national origin, sex, or age. Such action shall include, but not be limited to, the following: employment, upgrading, demotion or transfer, recruitment or recruitment advertising, layoff or termination; rates of pay or other forms of compensation; and selection for training, including apprenticeship. In addition, Contractor agrees to comply with any implementing requirements FTA may issue.
  - (2) Age. In accordance with section 4 of the Age Discrimination in Employment Act of 1967, as amended, 29 U.S.C. § 623 and Federal transit law at 49 U.S.C. § 5332, Contractor agrees to refrain from discrimination against present and prospective employees for reason of age. In addition, Contractor agrees to comply with any implementing requirements FTA may issue.
  - (3) Disabilities. In accordance with section 102 of the Americans with Disabilities Act, as amended, 42 U.S.C. § 12112, Contractor agrees that it will comply with the requirements of U.S. Equal Employment Opportunity Commission, "Regulations to Implement the Equal Employment Provisions of the Americans with Disabilities Act," 29 C.F.R. Part 1630, pertaining to employment of persons with disabilities. In addition, Contractor agrees to comply with any implementing requirements FTA may issue.
  - (3) Solicitations for Subcontracts, Including Procurements of Materials and Equipment. In all solicitations, either by competitive bidding or negotiation made by the Contractor for work to be performed under a subcontract, including procurements of materials or leases of equipment, each potential subcontractor or supplier shall be notified by the Contractor of the Contractor's obligations under this Contract and the Regulations relative to non-discrimination on the grounds of race, color, creed, age, disability, sex or national origin.
  - (4) Information and Reports. The Contractor shall provide all information and reports required by the Federal Regulations or directives issued pursuant thereto, and shall permit access to its books, records, accounts, other sources of information, and its facilities as may be determined by the City or the USDOT/FTA to be pertinent to ascertain compliance with such Regulations, orders, and instructions. Where any information required of a Contractor is in the exclusive possession of another who fails or refuses to furnish this information, the Contractor shall so



certify to the City or to the USDOT/FTA, as appropriate, and shall set forth what efforts it has made to obtain the information.

- (5) Incorporation of Provisions. The Contractor shall include the provisions of this section entitled "Civil Rights" (Section 10) in every subcontract, including procurements of materials and leases of equipment, unless exempt by the Regulations, or directives issued pursuant thereto. The Contractor shall take such action with respect to any subcontract or procurement as the City or the USDOT/FTA may direct as a means of enforcing non-compliance. Provided, however, that in the event a Contractor becomes involved in, or is threatened with litigation with a subcontractor or supplier as a result of such direction, the Contractor may request the City to enter into such litigation to protect the interest of the United States.
- (6) Penalties. Failure by the Contractor to carry out these requirements is a material breach of the Contract, which may result in the withholding of payments to the Contractor under the contract until the Contractor complies; cancellation, termination or suspension of this Contract; ineligibility for future Contracts; or such other remedy as the City or USDOT/FTA deems appropriate in order to assure compliance with applicable civil rights standards as required by law.

11. Disadvantaged Business Enterprise Participation.

- a. DBE Program. This Agreement is subject to the requirements of 49 CFR Part 26, Participation by Disadvantaged Business Enterprises in Department of Transportation Financial Assistance Programs, and the City's USDOT/FTA approved Disadvantaged Business Enterprise (D.B.E.) Program. The requirements of these programs are incorporated in this Contract by reference.
- b. Participation Goal. The national goal for participation of Disadvantaged Business Enterprises (DBE) is ten percent (10%). The City's overall goal for DBE participation is fourteen percent (14%). The DBE commitment for this Agreement is as stated on the DBE Commitment Form executed by Contractor and on file with the City's Department of Civil Rights. If the total Agreement price is increased as a result of change orders (modifications), the Contractor shall make a good faith effort to achieve a commensurate increase in DBE participation.
- c. DBE Obligation. Contractor shall not discriminate on the basis of race, color, national origin or sex in the performance of this Agreement. The Contractor shall carry out applicable requirements of 49 CFR Part 26 in the award and administration of DOT- assisted Agreements. Failure by the Contractor to carry out these requirements is a material breach of this Agreement, which may result in the termination of this Agreement or such other remedy as City deems appropriate, which may include, but is not limited to, (1) withholding monthly progress payments, (2) assessing sanctions, (3) liquidated damages, and/or (4) disqualifying the Contractor from future bidding as non-responsible. Each subcontract the Contractor signs with a subcontractor must include the assurance in this paragraph.
- d. DBE Modifications or Substitutions. In the event that Contractor wishes to modify its DBE subcontractor commitments, the Contractor must notify the City DBE Liaison Officer in writing and request approval for the modification. Contractor may not, without City's prior written consent, terminate for convenience any DBE subcontractor approved by City under this Agreement and then perform the work of the subcontract with its own forces. This includes any changes to items of work, material, services or DBE firms which differ from those identified on the DBE Commitment Form on file with the Director of Procurement. When a DBE subcontractor is terminated or fails to complete its work for any reason, Contractor must make good faith efforts to find another DBE subcontractor to substitute for the original DBE firm. These good faith efforts must be directed at finding another DBE firm

to perform at least the same amount of work under this Agreement as the DBE firm that was terminated or failed to complete its work. Contractor must provide the City with any and all documents and information as may be requested with respect to the requested substitution. If City determines that Contractor failed to make good faith efforts, City will provide the opportunity for administrative reconsideration pursuant to 49 CFR 26.53. As part of this reconsideration, Contractor will have the opportunity to provide written documentation or argument and to meet with a designated City official concerning the issue of whether it met the goal or made adequate good faith efforts to do so. A written decision will be sent to Contractor explaining the basis for finding that Contractor did or did not meet the goal or make adequate good faith efforts to do so.

e. Reporting and Recordkeeping. Contractor shall submit documentation concerning Contractor's performance in meeting the DBE commitment during the period of the Agreement. Contractor shall enter into written agreements with the DBEs listed in its DBE Commitment Form or with substitutes which have been approved by City. Contractor shall utilize the specific DBEs listed to perform the work and supply the materials for which it is listed unless the Contractor obtains written consent from City as provided in paragraph (c) above. Unless consent is provided, Contractor shall not be entitled to any payment for work or material unless it is performed or supplied by the listed DBE. Copies of all executed DBE agreements shall be provided to City's Director of Procurement by Contractor immediately upon execution with a duplicate copy furnished to the City DBE Liaison Officer. In addition thereto, Contractor shall meet the following requirements:

- (1) Submit a work schedule outlining when the DBE subcontractors and material suppliers will commence and complete their services or work under the Agreement within 30 days of Agreement execution.
- (2) Submit monthly reports in a format approved by City detailing progress toward meeting the DBE commitment for this project and proofs of payment to the City DBE Liaison Officer. Monthly claims for payment from Contractor will not be processed without submission of these reports and documentation.
- (3) Promptly notify City of any situation in which any regularly scheduled progress payment is not made to a DBE.
- (4) Not willfully make any false statements or provide incorrect information as part of its reporting and recordkeeping duties and obligations hereunder. The willful making of false statements or providing of incorrect information is considered a material breach of Agreement and shall entitle Owner to all remedies and relief as otherwise provided in the case of a contractual breach in accordance with Article VII of the Agreement.

12. Veterans Employment.

a. To the extent practicable, Contractor agrees that it:

- (1) Will give a hiring preference to veterans (as defined in 5 U.S.C. § 2108), who have the skills and abilities required to perform construction work required under a third party contract in connection with a capital project supported with funds made available or appropriated for 49 U.S.C. chapter 53, and
- (2) Will not require an employer to give a preference to any veteran over any equally qualified applicant who is a member of any racial or ethnic minority, female, an individual with a disability, or a former employee, and

b. Contractor also assures that its subrecipients will:

- (1) Will give a hiring preference to veterans (as defined in 5 U.S.C. § 2108), who have the skills and abilities required to perform construction work required under a third party contract in connection with a capital project supported with funds made available or appropriated for 49 U.S.C. chapter 53, to the extent practicable, and
- (2) Will not require an employer to give a preference to any veteran over any equally qualified applicant who is a member of any racial or ethnic minority, female, an individual with a disability, or a former employee.

13. Contract Work Hours and Safety Standards Act.

a. To the extent applicable to the Work provided by Contractor under this Contract, Contractor shall comply with the following:

- (1) Overtime Requirements. Neither Contractor nor any of its consultants or subcontractors for any part of the Contractor's Work which may require or involve the employment of laborers or mechanics shall require or permit any such laborer or mechanic in any work week in which he or she is employed on such work to work in excess of forty (40) hours in such work week unless such laborer or mechanic receives compensation at a rate not less than one and one half times the basic rate of pay for all hours worked in excess of forty (40) hours in such work week.
- (2) Violation; Liability for Unpaid Wages; Liquidated Damages. In the event of any violation of the requirements of Paragraph (1), Contractor and any consultant or subcontractor responsible therefore shall be liable for the unpaid wages. In addition, Contractor, consultant or subcontractor shall be liable to the United States for liquidated damages. Such liquidated damages shall be computed with respect to each individual laborer or mechanic, including watchmen and guards, employed in violation of Paragraph (1) in the sum of ten dollars (\$10) for each calendar day on which such individual was required or permitted to work in excess of the standard work week of forty (40) hours without payment of the overtime wages required by Paragraph (1).
- (3) Withholding for Unpaid Wages and Liquidated Damages. City shall upon its own action or upon written request of an authorized representative of the Department of Labor withhold or cause to be withheld, from any monies payable on account of work performed by Contractor, consultant or subcontractor under this Contract or any other Federal contract with Contractor or any other federally assisted agreement subject to the Contract Work Hours and Safety Standards Act, which is held by Contractor, such sums as may be determined to be necessary to satisfy any liabilities of Contractor or consultant or subcontractor for unpaid wages and liquidated damages as provided in the clause set forth in Paragraph (1).
- (4) Consultant and Subcontract Agreements. Contractor shall insert in any consultant contract and subcontract the clause set forth in this Sec. 13 and also a clause requiring the consultants and subcontractors to include these clauses in any lower tier subcontracts. Contractor shall be responsible for compliance by any consultant or subcontractor or lower tier subcontractors with the requirements of this Sec. 13.

14. Davis-Bacon and Copeland Anti-Kickback Acts.

a. Contractor shall comply with the requirements of the Davis-Bacon Act (as codified at 29 CFR parts 1 et seq.) and the Copeland Anti- Kickback Act (as codified at 29 CFR part 3) ("Acts"), with respect to the payment of wages and fringe benefits to laborers for the Work on the Project, and these Acts are incorporated by reference in this Contract. Contractor

shall be responsible for the compliance by any subcontractor or lower tier subcontractor with all the contract clauses in 29 CFR 5.5. Contractor and its subcontractors shall insert in any subcontracts the clauses contained in 29 CFR 5.5(a)(1) through (10) of the Davis-Bacon Act, as follows, and also a clause requiring the subcontractors to include these clauses in any lower tier subcontracts. For the purposes of this Section 14, the "contracting officer" is the City Engineer, or designee. The Federal Wage Decision applicable to this Project is attached as Attachment 2 to Addendum A to the Agreement. Note—the Wage Decision is subject to change and does not lock in until the bid's due date.

b. Minimum Wages:

- (1) All laborers and mechanics employed or working upon the site of the work (or under the United States Housing Act of 1937 or under the Housing Act of 1949 in the construction or development of the project), will be paid unconditionally and not less often than once a week, and without subsequent deduction or rebate on any account (except such payroll deductions as are permitted by regulations issued by the Secretary of Labor under the Copeland Act (29 CFR part 3)), the full amount of wages and bona fide fringe benefits (or cash equivalents thereof) due at time of payment computed at rates not less than those contained in the wage determination of the Secretary of Labor which is attached hereto and made a part hereof, regardless of any contractual relationship which may be alleged to exist between the contractor and such laborers and mechanics.

Contributions made or costs reasonably anticipated for bona fide fringe benefits under section 1(b)(2) of the Davis-Bacon Act on behalf of laborers or mechanics are considered wages paid to such laborers or mechanics, subject to the provisions of paragraph (1)(iv) of this section; also, regular contributions made or costs incurred for more than a weekly period (but not less often than quarterly) under plans, funds, or programs which cover the particular weekly period, are deemed to be constructively made or incurred during such weekly period. Such laborers and mechanics shall be paid the appropriate wage rate and fringe benefits on the wage determination for the classification of work actually performed, without regard to skill, except as provided in 29 CFR Part 5.5(a)(4). Laborers or mechanics performing work in more than one classification may be compensated at the rate specified for each classification for the time actually worked therein: Provided, that the employer's payroll records accurately set forth the time spent in each classification in which work is performed. The wage determination (including any additional classifications and wage rates conformed under subdivision (2) of this subsection) and the Davis-Bacon poster (WH- 1321) shall be posted at all times by the contractor and its subcontractors at the site of the work in a prominent and accessible place where it can be easily seen by the workers.

(2) Classification.

- (1) The contracting officer shall require that any class of laborers or mechanics, including helpers, which is not listed in the wage determination and which is to be employed under the contract shall be classified in conformance with the wage determination. The contracting officer shall approve an additional classification and wage rate and fringe benefits therefore only when the following criteria have been met:

- i. Except with respect to helpers as defined as 29 CFR 5.2(n)(4), the work to be performed by the classification requested is not performed by a classification in the wage determination; and

- ii. The classification is utilized in the area by the construction industry; and
  - iii. The proposed wage rate, including any bona fide fringe benefits, bears a reasonable relationship to the wage rates contained in the wage determination; and
  - iv. With respect to helpers as defined in 29 CFR 5.2(n)(4), such a classification prevails in the area in which the work is performed.
- (2) If the contractor and the laborers and mechanics to be employed in the classification (if known), or their representatives, and the contracting officer agree on the classification and wage rate (including the amount designated for fringe benefits where appropriate), a report of the action taken shall be sent by the contracting officer to the Administrator of the Wage and Hour Division, Employment Standards Administration, U.S. Department of Labor, Washington, DC 20210. The Administrator, or an authorized representative, will approve, modify, or disapprove every additional classification action within 30 days of receipt and so advise the contracting officer or will notify the contracting officer within the 30-day period that additional time is necessary.
  - (3) In the event the Contractor, the laborers or mechanics to be employed in the classification or their representatives, and the contracting officer do not agree on the proposed classification and wage rate (including the amount designated for fringe benefits, where appropriate), the contracting officer shall refer the questions, including the views of all interested parties and the recommendation of the contracting officer, to the Administrator for determination. The Administrator, or an authorized representative, will issue a determination within 30 days of receipt and so advise the contracting officer or will notify the contracting officer within the 30-day period that additional time is necessary.
  - (4) The wage rate (including fringe benefits where appropriate) determined pursuant to paragraphs (b) or (c) of this subdivision, shall be paid to all workers performing work in the classification under this contract from the first day on which work is performed in the classification.
  - (3) Whenever the minimum wage rate prescribed in the contract for a class of laborers or mechanics includes a fringe benefit which is not expressed as an hourly rate, the contractor shall either pay the benefit as stated in the wage determination or shall pay another bona fide fringe benefit or an hourly cash equivalent thereof.
  - (4) If the Contractor does not make payments to a trustee or other third person, the Contractor may consider as part of the wages of any laborer or mechanic the amount of any costs reasonably anticipated in providing bona fide fringe benefits under a plan or program, provided, that the Secretary of Labor has found, upon the written request of the Contractor, that the applicable standards of the Davis-Bacon Act have been met. The Secretary of Labor may require the Contractor to set aside in a separate account assets for the meeting of obligations under the plan or program.
  - (5)
    - (1) The contracting officer shall require that any class of laborers or mechanics which is not listed in the wage determination and which is to

be employed under the contract shall be classified in conformance with the wage determination. The contracting officer shall approve an additional classification and wage rate and fringe benefits therefor only when the following criteria have been met:

- i. The work to be performed by the classification requested is not performed by a classification in the wage determination; and
  - ii. The classification is utilized in the area by the construction industry; and
  - iii. The proposed wage rate, including any bona fide fringe benefits, bears a reasonable relationship to the wage rates contained in the wage determination.
- (2) If the Contractor and the laborers and mechanics to be employed in the classification (if known), or their representatives, and the contracting officer agree on the classification and wage rate (including the amount designated for fringe benefits where appropriate), a report of the action taken shall be sent by the contracting officer to the Administrator of the Wage and Hour Division, Employment Standards Administration, Washington, DC 20210. The Administrator, or an authorized representative, will approve, modify, or disapprove every additional classification action within 30 days of receipt and so advise the contracting officer or will notify the contracting officer within the 30-day period that additional time is necessary.
- (3) In the event the contractor, the laborers or mechanics to be employed in the classification or their representatives, and the contracting officer do not agree on the proposed classification and wage rate (including the amount designated for fringe benefits, where appropriate), the contracting officer shall refer the questions, including the views of all interested parties and the recommendation of the contracting officer, to the Administrator for determination. The Administrator, or an authorized representative, will issue a determination with 30 days of receipt and so advise the contracting officer or will notify the contracting officer within the 30-day period that additional time is necessary.
- (4) The wage rate (including fringe benefits where appropriate) determined pursuant to paragraphs (b) or (c) of this subdivision, shall be paid to all workers performing work in the classification under this contract from the first day on which work is performed in the classification.
- c. Withholding. The City shall upon its own action or upon written request of an authorized representative of the Department of Labor withhold or cause to be withheld from the contractor under this contract or any other Federal contract with the same prime contractor, or any other federally-assisted contract subject to Davis-Bacon prevailing wage requirements, which is held by the same prime contractor, so much of the accrued payments or advances as may be considered necessary to pay laborers and mechanics, including apprentices, trainees, and helpers, employed by the contractor or any subcontractor the full amount of wages required by the contract. In the event of failure to pay any laborer or mechanic, including any apprentice, trainee, or helper, employed or working on the site of the work (or under the United States Housing Act of 1937 or under the Housing Act of 1949 in the construction or development of the project), all or part of the wages required by the contract, the City may, after written notice to the Contractor, sponsor, applicant, or owner, take such action as may be necessary to cause the

suspension of any further payment, advance, or guarantee of funds until such violations have ceased.

d. Payrolls and Basic Records:

(1) Payrolls and basic records relating thereto shall be maintained by the Contractor during the course of the work and preserved for a period of three years thereafter for all laborers and mechanics working at the site of the work (or under the United States Housing Act of 1937, or under the Housing Act of 1949, in the construction or development of the project). Such records shall contain the name, address, and social security number of each such worker, his or her correct classification, hourly rates of wages paid (including rates of contributions or costs anticipated for bona fide fringe benefits or cash equivalents thereof of the types described in section 1(b)(2)(B) of the Davis-Bacon Act), daily and weekly number of hours worked, deductions made and actual wages paid. Whenever the Secretary of Labor has found under 29 CFR 5.5(a)(1)(iv) that the wages of any laborer or mechanic include the amount of any costs reasonably anticipated in providing benefits under a plan or program described in section 1(b)(2)(B) of the Davis-Bacon Act, the Contractor shall maintain records which show that the commitment to provide such benefits is enforceable, that the plan or program is financially responsible, and that the plan or program has been communicated in writing to the laborers or mechanics affected, and records which show the costs anticipated or the actual cost incurred in providing such benefits. Contractors employing apprentices or trainees under approved programs shall maintain written evidence of the registration of apprenticeship programs and certification of trainee programs, the registration of the apprentices and trainees, and the ratios and wage rates prescribed in the applicable programs.

(2)

(a) The Contractor shall submit monthly for each week in which any contract work is performed a copy of all payrolls to the City for transmission to the Federal Transit Administration. The payrolls submitted shall set out accurately and completely all of the information required to be maintained under section 5.5(a)(3)(i) of Regulations, 29 CFR part 5. This information may be submitted in any form desired. Optional Form WH-347 is available for this purpose and may be purchased from the Superintendent of Documents (Federal Stock Number 029-005-00014-1), U.S. Government Printing Office, Washington, DC 20402. The Contractor is responsible for the submission of copies of payrolls by all subcontractors.

(b) Each payroll submitted shall be accompanied by a "Statement of Compliance," signed by the Contractor or subcontractor or his or her agent who pays or supervises the payment of the persons employed under the contract and shall certify the following:

- i. That the payroll for the payroll period contains the information required to be maintained under section 5.5(a)(3)(i) of Regulations, 29 CFR part 5 and that such information is correct and complete;
- ii. That each laborer or mechanic (including each helper, apprentice, and trainee) employed on the contract during the payroll period has been paid the full weekly wages earned, without rebate, either directly or indirectly, and that no deductions have been made

either directly or indirectly from the full wages earned, other than permissible deductions as set forth in Regulations, 29 CFR part 3;

- iii. That each laborer or mechanic has been paid not less than the applicable wage rates and fringe benefits or cash equivalents for the classification of work performed, as specified in the applicable wage determination incorporated into the contract.
- (c) The weekly submission of a properly executed certification set forth on the reverse side of Optional Form WH-347 shall satisfy the requirement for submission of the "Statement of Compliance" required by paragraph (b) of this subdivision.
- (d) The falsification of any of the above certifications may subject the Contractor or subcontractor to civil or criminal prosecution under section 1001 of title 18 and section 231 of title 31 of the United States Code.
- (3) The Contractor or subcontractor shall make the records required under subdivision (1) this subsection available for inspection, copying, or transcription by authorized representatives of the Federal Transit Administration or the Department of Labor, and shall permit such representatives to interview employees during working hours on the job. If the Contractor or subcontractor fails to submit the required records or to make them available, the Federal agency may, after written notice to the Contractor, sponsor, applicant, or owner, take such action as may be necessary to cause the suspension of any further payment, advance, or guarantee of funds. Furthermore, failure to submit the required records upon request or to make such records available may be grounds for debarment action pursuant to 29 CFR 5.12.

e. Apprentices and Trainees:

- (1) Apprentices. Apprentices will be permitted to work at less than the predetermined rate for the work they performed when they are employed pursuant to and individually registered in a bona fide apprenticeship program registered with the U.S. Department of Labor, Employment and Training Administration, Bureau of Apprenticeship and Training, or with a State Apprenticeship Agency recognized by the Bureau, or if a person is employed in his or her first 90 days of probationary employment as an apprentice in such an apprenticeship program, who is not individually registered in the program, but who has been certified by the Bureau of Apprenticeship and Training or a State Apprenticeship Agency (where appropriate) to be eligible for probationary employment as an apprentice. The allowable ratio of apprentices to journeymen on the job site in any craft classification shall not be greater than the ratio permitted to the contractor as to the entire work force under the registered program. Any worker listed on a payroll at an apprentice wage rate, who is not registered or otherwise employed as stated above, shall be paid not less than the applicable wage rate on the wage determination for the classification of work actually performed. In addition, any apprentice performing work on the job site in excess of the ratio permitted under the registered program shall be paid not less than the applicable wage rate on the wage determination for the work actually performed. Where a contractor is performing construction on a project in a locality other than that in which its program is registered, the ratios and wage rates (expressed in percentages of the journeyman's hourly rate) specified in the Contractor's or subcontractor's registered program shall be observed. Every apprentice must be paid at not less than the rate specified in the registered program for the apprentice's level of progress, expressed as a percentage of the journeymen hourly rate specified in the applicable wage determination. Apprentices shall be paid fringe benefits in accordance with the provisions of the



apprenticeship program. If the apprenticeship program does not specify fringe benefits, apprentices must be paid the full amount of fringe benefits listed on the wage determination for the applicable classification. If the Administrator of the Wage and Hour Division of the U.S. Department of Labor determines that a different practice prevails for the applicable apprentice classification, fringes shall be paid in accordance with that determination. In the event the Bureau of Apprenticeship and Training, or a State Apprenticeship Agency recognized by the Bureau, withdraws approval of an apprenticeship program, the contractor will no longer be permitted to utilize apprentices at less than the applicable predetermined rate for the work performed until an acceptable program is approved.

- (2) Trainees. Except as provided in 29 CFR 5.16, trainees will not be permitted to work at less than the predetermined rate for the work performed unless they are employed pursuant to and individually registered in a program which has received prior approval, evidenced by formal certification by the U.S. Department of Labor, Employment and Training Administration. The ratio of trainees to journeymen on the job site shall not be greater than permitted under the plan approved by the Employment and Training Administration. Every trainee must be paid at not less than the rate specified in the approved program for the trainee's level of progress, expressed as a percentage of the journeyman hourly rate specified in the applicable wage determination. Trainees shall be paid fringe benefits in accordance with the provisions of the trainee program. If the trainee program does not mention fringe benefits, trainees shall be paid the full amount of fringe benefits listed on the wage determination unless the Administrator of the Wage and Hour Division determines that there is an apprenticeship program associated with the corresponding journeyman wage rate on the wage determination which provides for less than full fringe benefits for apprentices. Any employee listed on the payroll at a trainee rate who is not registered and participating in a training plan approved by the Employment and Training Administration shall be paid not less than the applicable wage rate on the wage determination for the classification of work actually performed. In addition, any trainee performing work on the job site in excess of the ratio permitted under the registered program shall be paid not less than the applicable wage rate on the wage determination for the work actually performed. In the event the Employment and Training Administration withdraws approval of a training program, the contractor will no longer be permitted to utilize trainees at less than the applicable predetermined rate for the work performed until an acceptable program is approved.
- (3) Equal employment opportunity. The utilization of apprentices, trainees and journeymen under this part shall be in conformity with the equal employment opportunity requirements of Executive Order 11246, as amended, and 29 CFR part 30.
- f. Compliance with Copeland Act Requirements. The contractor shall comply with the requirements of 29 CFR part 3, which are incorporated by reference in this contract.
- g. Subcontracts. The Contractor or subcontractor shall insert in any subcontracts the clauses contained in 29 CFR 5.5(a)(1) through (10) and such other clauses as the Federal Transit Administration may by appropriate instructions require, and also a clause requiring the subcontractors to include these clauses in any lower tier subcontracts. The Contractor shall be responsible for the compliance by any subcontractor or lower tier subcontractor with all the contract clauses in 29 CFR 5.5.
- h. Contract Termination: Debarment. A breach of the contract clauses in 29 CFR 5.5 may be grounds for termination of the contract, and for debarment as a contractor and a subcontractor as provided in 29 CFR 5.12.

- i. Compliance with Davis-Bacon and Related Act requirements. All rulings and interpretations of the Davis-Bacon and Related Acts contained in 29 CFR parts 1, 3, and 5 are herein incorporated by reference in this contract.
- j. Disputes Concerning Labor Standards. Disputes arising out of the labor standards provisions of this contract shall not be subject to the general disputes clause of this contract. Such disputes shall be resolved in accordance with the procedures of the Department of Labor set forth in 29 CFR parts 5, 6, and 7. Disputes within the meaning of this clause include disputes between the Contractor (or any of its subcontractors) and the contracting agency, the U.S. Department of Labor, or the employees or their representatives.
- k. Certification of Eligibility.
  - (1) By entering into this contract, the Contractor certifies that neither it (nor he or she) nor any person or firm who has an interest in the Contractor's firm is a person or firm ineligible to be awarded Government contracts by virtue of section 3(a) of the Davis-Bacon Act or 29 CFR 5.12(a)(1).
  - (2) No part of this contract shall be subcontracted to any person or firm ineligible for award of a Government contract by virtue of section 3(a) of the Davis-Bacon Act or 29 CFR 5.12(a)(1).
  - (3) The penalty for making false statements is prescribed in the U.S. Criminal Code, 18 U.S.C. 1001.

15. Environmental Requirements.

- a. Environmental Protection. The Contractor agrees to comply with and shall assure subcontractors compliance with any applicable standards, orders, and/or requirements of the National Environmental Policy Act of 1969, as amended, 42 U.S.C. §§ 4321 through 4335 (as restricted by 42 U.S.C. § 5159, if applicable); Executive Order No. 11514, as amended, "Protection and Enhancement of Environmental Quality," 42 U.S.C. § 4321 note; FTA statutory requirements at 49 U.S.C. § 5324(b); U.S. Council on Environmental Quality regulations pertaining to compliance with NEPA, 40 C.F.R. Parts 1500 through 1508; and joint FHWA/FTA regulations, "Environmental Impact and Related Procedures," 23 C.F.R. Part 771 and 49 C.F.R. Part 622; the applicable provisions of 23 U.S. §§ 139 and 326; and subsequent Federal environmental protection regulations that may be promulgated.
- b. Clean Air Requirements. Contractor and its subcontractors shall be required to comply with all applicable standards, orders or regulations issued pursuant to the Clean Air Act, as amended, 42 U.S.C. §§7401 et seq. To the extent that Contractor discovers or becomes aware of a violation of these requirements during the course of performing this Contract, Contractor agrees to report such violation to the City and understands and agrees that the City will, in turn, report each violation as required to assure notification to FTA and the appropriate EPA Regional Office. Contractor also agrees to include the requirements of the above clause in each subcontract issued pursuant to this Contract exceeding \$100,000 financed in whole or in part with Federal assistance provided by the FTA.
- c. Clean Water Requirements. Contractor and its subcontractors shall be required to comply with all applicable standards, orders or regulations issued pursuant to the Federal Water Pollution Control Act, as amended, 33 U. S. C. 1251 et seq. To the extent that Contractor discovers or becomes aware of a violation of these requirements during the course of performing this Contract, Contractor agrees to report such violation to the City and understands and agrees that the City will, in turn, report each violation as required to assure notification to the FTA and the appropriate EPA Regional Office. Contractor also agrees to

include the requirements of the above clause in each subcontract issued pursuant to this Contract exceeding \$100,000 financed in whole or in part with Federal assistance provided by the FTA.

- d. Energy Conservation. Contractor has agreed to comply with mandatory standards and policies relating to energy efficiency which are contained in the State of Wisconsin Energy Conservation Plan issued in compliance with the Energy Policy and Conservation Act (42 U.S.C. §§ 6321 et seq.) and 49 CFR Part 18; U. S. Department of Transportation regulations relating to energy conservation. To the extent that Contractor discovers or becomes aware of a violation of these requirements during the course of performing this Contract, Contractor agrees to report immediately such violation to Owner. Contractor also agrees to ensure that its Work performed under the Contract, including all portions of the Work performed by subcontractors, shall be in compliance with the energy efficient standards required in the Contract Documents.

16. Buy America Requirements.

- a. All construction contracts for the Project will be subject to the Buy America requirements of the FTA. The Contractor agrees to comply with 49 USC 5323(j) and 49 CFR Part 661, which provide that Federal funds may not be obligated unless steel, iron, and manufactured products used in FTA-funded projects are produced in the United States, unless a waiver has been granted by FTA or the product is subject to a general waiver. General waivers are listed in 49 CFR 661.7 and include final assembly in the United States for 15 passenger vans and 15 passenger wagons produced by Chrysler Corporation, and microcomputer equipment and software. Separate requirements for rolling stock are set out at 49 USC 5323(j)(2)(C) and 49 CFR 661.11.

The applicable FTA Buy America requirements appear in 49 CFR Part 661.5 and require the following:

- (1) Except as provided in Sec. 661.7 and Sec. 661.11 of this part, no funds may be obligated by FTA for a grantee project unless all iron, steel, and manufactured products used in the project are produced in the United States.
- (2) All steel and iron manufacturing processes must take place in the United States, except metallurgical processes involving refinement of steel additives.
- (3) The steel and iron requirements apply to all construction materials made primarily of steel or iron and used in infrastructure projects such as transit or maintenance facilities, rail lines, and bridges. These items include, but are not limited to, structural steel or iron, steel or iron beams and columns, running rail and contact rail. These requirements do not apply to steel or iron used as components or subcomponents of other manufactured products or rolling stock.
- (4) For a manufactured product to be considered produced in the United States all of the manufacturing processes for the product must take place in the United States; and all of the components of the product must be of U.S. origin. A component is considered of U.S. origin if it is manufactured in the United States, regardless of the origin of its subcomponents.

- b. Build America, Buy America. In addition to the Buy American requirements set forth in Subsec. a, the Infrastructure Investment and Jobs Act (the Bipartisan Infrastructure Bill), Pub. L. No. 117-58, includes the Build America, Buy America Act ("the Act"), Pub. L. No. 117-58, §§ 70901-52. This Act requires that all of the iron, steel, manufactured products, and construction materials used on federally funded infrastructure projects are produced in the United States. As the Project is a federally funded infrastructure project, Contractor,

and its subcontractors, shall comply with the requirements of this Act and shall be responsible for securing any waivers that may be necessary thereunder. Contractor, and its subcontractors, shall also comply with any federal regulations promulgated or requirements created under this Act during the term of the Contract. Additional information on the Act may be found at: <https://www.transit.dot.gov/buyamerica>.

17. Seat Belt Use.

- a. In compliance with Federal Executive Order No. 13043, "Increasing Seat Belt Use in the United States," April 16, 1997, 24 U.S.C. Section 402 note, FTA encourages Contractor to adopt and promote on-the-job seat belt use policies and programs for its employees and other personnel that operate company owned, rented, or personally operated vehicles, and to include this provision in any third party subcontracts, involving the projects.

18. Distracted Driving, Including Text Messaging While Driving.

In accordance with Executive Order No. 13513, "Federal Leadership on Reducing Text Messaging While Driving," October 1, 2009, and DOT Order 3902.10, "Text Messaging While Driving," December 30, 2009, the Contractor is encouraged to comply with the terms of the following Special Provision:

a. Definitions. As used in this Section 18:

- (1) "Driving" means operating a motor vehicle on a roadway, including while temporarily stationary because of traffic, a traffic light, stop sign, or otherwise. "Driving" does not include being in your vehicle (with or without the motor running) in a location off the roadway where it is safe and legal to remain stationary.
- (2) "Text Messaging" means reading from or entering data into any handheld or other electronic device, including for the purpose of short message service texting, e-mailing, instant messaging, obtaining navigational information, or engaging in any other form of electronic data retrieval or electronic data communication. The term does not include the use of a cell phone or other electronic device for the limited purpose of entering a telephone number to make an outgoing call or answer an incoming call, unless the practice is prohibited by State or local law.

b. Safety. The Contractor is encouraged to:

- (1) Adopt and enforce workplace safety policies to decrease crashes caused by distracted drivers including policies to ban text messaging while driving Contractor-owned or Contractor-rented vehicles or Government-owned, leased or rented vehicles;
- (2) Privately-owned vehicles when on official Project related business or when performing any work for or on behalf of the Project; or
- (3) Any vehicle, on or off duty, and using an employer supplied electronic device.

c. Contractor Size. The Contractor is encouraged to conduct workplace safety initiatives in a manner commensurate with the Contractor's size, such as:

- (1) Establishment of new rules and programs or re-evaluation of existing programs to prohibit text messaging while driving; and

- (2) Education, awareness, and other outreach to employees about the safety risks associated with texting while driving.
- d. Extension of Provision. The Contractor is encouraged to include this Special Provision in its subcontracts or agreements with its subcontractors, its leases, and its third party contracts, and also encourage its subcontractors, lessees, and third party contractors to comply with the terms of this Special Provision, and include this Special Condition in each subagreement, lease, and third party contract at each tier financed with Federal assistance provided by the Federal Government.
19. Fly America.
- a. Contractor agrees to comply with 49 U.S.C. §40118 (the "Fly America" Act) in accordance with the General Services Administration's regulations at 41 CFR Part 301-10, which provide that recipients and sub-recipients of Federal funds and their contractors are required to use U.S. Flag air carriers for U.S Government-financed international air travel and transportation of their personal effects or property, to the extent such service is available, unless travel by foreign air carrier is a matter of necessity, as defined by the Fly America Act. Contractor shall submit, if a foreign air carrier was used, an appropriate certification or memorandum adequately explaining why service by a U.S. flag air carrier was not available or why it was necessary to use a foreign air carrier and shall, in any event, provide a certificate of compliance with the Fly America requirements. Contractor agrees to include the requirements of this section in each consultant contract and subcontract that may involve international air transportation.
20. Seismic Safety.
- a. Contractor agrees that any new building or addition to an existing building is required to be designed and constructed in accordance with the standards for Seismic Safety required in Department of Transportation Seismic Safety Regulations 49 CFR Part 41. Contractor has agreed to certify compliance to the extent required by the regulation. To the extent that Contractor discovers or becomes aware of a violation of these requirements during the course of performing this Contract, Contractor agrees to report immediately such violation to Owner. Contractor also agrees to ensure that its Work performed under the Contract, including all portions of the Work performed by subcontractors, shall be in compliance with the seismic safety standards required in the Contract Documents. The seismic safety standards applicable to this Contract are contained in Section 2312 ICBO Uniform Building Code (UBC).
21. Recovered Materials.
- a. Contractor agrees to comply with the all of the requirements of Section 6002 of the Resource Conservation and Recovery Act ("RCRA") as amended (42 U.S.C. 6972), including but not limited to the regulatory provisions of 40 CFR Part 247, and Executive Order 12873, as they apply to the procurement of the items designated in Subpart B of 40 CFR Part 247.
22. Contracts Involving Federal Privacy Act Requirements.
- a. The following requirements apply to Contractor and its employees that administer any system of records on behalf of the Federal Government under the Contract: (1) Contractor agrees to comply with, and assures the compliance of its employees with, the information restrictions and other applicable requirements of the Privacy Act of 1974, 5 U.S.C. § 552a. Among other things, Contractor agrees to obtain the express consent of the Federal Government before Contractor or its employees operate a system of records on behalf of the Federal Government. Contractor understands that the requirements of the Privacy Act,

including the civil and criminal penalties for violation of that Act, apply to those individuals involved, and that failure to comply with the terms of the Privacy Act may result in termination of the underlying contract. (2) Contractor also agrees to include these requirements in each subcontract to administer any system of records on behalf of the Federal Government financed in whole or in part with Federal assistance provided by FTA.

23. ADA Access.

- a. Contractor agrees to comply, and assures the compliance of each subcontractor at any tier of the Project, with the applicable laws and regulations, set forth below, for nondiscrimination on the basis of disability:
- (1) Section 504 of the Rehabilitation Act of 1973, as amended, 29 U.S.C. § 794, which prohibits discrimination on the basis of disability in the administration of federally funded programs or activities.
  - (2) The Americans with Disabilities Act of 1990 (ADA), as amended, 42 U.S.C. § 12101 et seq., which requires that accessible facilities and services be made available to individuals with disabilities.
  - (3) The Architectural Barriers Act of 1968, as amended, 42 U.S.C. § 4151 et seq., which requires that buildings and public accommodations be accessible to individuals with disabilities.
  - (4) Federal transit law, specifically 49 U.S.C. § 5332, which now includes disability as a prohibited basis for discrimination.
  - (5) U.S. DOT regulations, "Transportation Services for Individuals with Disabilities (ADA)," 49 CFR part 37.
  - (6) U.S. DOT regulations, "Nondiscrimination on the Basis of Disability in Programs and Activities Receiving or Benefiting from Federal Financial Assistance," 49 C.F.R. part 27.
  - (7) Joint U.S. Architectural and Transportation Barriers Compliance Board (U.S. ATBCB) and U.S. DOT regulations, "Americans with Disabilities (ADA) Accessibility Specifications for Transportation Vehicles," 36 C.F.R. part 1192 and 49 C.F.R. part 38.
  - (8) Other applicable laws and amendments pertaining to nondiscrimination and access for seniors or individuals with disabilities.

24. Cargo Preference.

- a. Use of United States-Flag Vessels - Contractor agrees: (a) to use privately owned United States-Flag commercial vessels to ship at least 50 percent of the gross tonnage (computed separately for dry bulk carriers, dry cargo liners, and tankers) involved, whenever shipping any equipment, material, or commodities pursuant to the underlying contract to the extent such vessels are available at fair and reasonable rates for United States-Flag commercial vessels; (b) to furnish within 20 working days following the date of loading for shipments originating within the United States or within 30 working days following the date of loading for shipments originating outside the United States, a legible copy of a rated, "on-board" commercial ocean bill-of-lading in English for each shipment of cargo described in the preceding paragraph to the Division of National Cargo, Office of Market Development, Maritime Administration, Washington, DC 20590 and to the FTA recipient (through the

contractor in the case of a subcontractor's bill-of-lading.) (c) to include these requirements in all subcontracts issued pursuant to this Contract when the subcontract may involve the transport of equipment, material, or commodities by ocean vessel.

25. National Intelligent Transportation Systems Architecture and Standards.

- a. To the extent applicable, Contractor agrees to conform, and to assure its subcontractors' conformity, to the National Intelligent Transportation Systems (ITS) Architecture and Standards as required by SAFETEA-LU § 5307(c), 23 U.S.C. § 5307(c), 23 U.S.C. § 512 note, and follow the provisions of FTA Notice, "FTA National ITS Architecture Policy on Transit Projects," 66 Fed. Reg. 1455 et seq., January 8, 2001 and any other implementing directives FTA may issue at a later date, except to the extent FTA determines otherwise in writing.

26. Sensitive Security Information.

- a. Contractor must protect, and take measures to ensure that its subcontractors at each tier protect "sensitive security information" made available during the administration of this contract or any subcontract to ensure compliance with 49 U.S.C. Section 40119(b) and implanting DOT regulations, "Protection of Sensitive Security Information," 49 CFR Part 15, and with 49 U.S.C. Section 114(r) and implementing Department of Homeland Security regulations, "Protection of Sensitive Security Information," 49 CFR Part 1520.

27. Prohibition on Certain Telecommunications and Video Surveillance Services or Equipment.

- a. Contractor is prohibited from obligating or expending loan or grant funds to (1) Procure or obtain; (2) Extend or renew a contract to procure or obtain; or (3) Enter into a contract (or extend or renew a contract) to procure or obtain equipment, services, or systems that uses covered telecommunications equipment or services as a substantial or essential component of any system, or as critical technology as part of any system. As described in Public Law 115-232, section 889, covered telecommunications equipment is either:
  - (1) Telecommunications equipment produced by Huawei Technologies Company or ZTE Corporation (or any subsidiary or affiliate of such entities).
  - (2) For the purpose of public safety, security of government facilities, physical security surveillance of critical infrastructure, and other national security purposes, video surveillance and telecommunications equipment produced by Hytera Communications Corporation, Hangzhou Hikvision Digital Technology Company, or Dahua Technology Company (or any subsidiary or affiliate of such entities).
  - (3) Telecommunications or video surveillance services provided by such entities or using such equipment.
  - (4) Telecommunications or video surveillance equipment or services produced or provided by an entity that the Secretary of Defense, in consultation with the Director of the National Intelligence or the Director of the Federal Bureau of Investigation, reasonably believes to be an entity owned or controlled by, or otherwise connected to, the government of a covered foreign country.

28. Solid Waste Disposal.

- a. Contractor and its subcontractors must comply with section 6002 of the Solid Waste Disposal Act, as amended by the Resource Conservation and Recovery Act. The requirements of Section 6002 include procuring only items designated in guidelines of the

## ADDENDUM A TO AGREEMENT

Environmental Protection Agency (EPA) at 40 CFR Part 247 that contain the highest percentage of recovered materials practicable, consistent with maintaining a satisfactory level of competition, where the purchase price of the item exceeds \$10,000 or the value of the quantity acquired during the preceding fiscal year exceeded \$10,000; procuring solid waste management services in a manner that maximizes energy and resource recovery; and establishing an affirmative procurement program for procurement of recovered materials identified in the EPA guidelines.



**ATTACHMENT 1 to ADDENDUM A: CERTIFICATION REGARDING LOBBYING**

**31 CFR Part 21 – New Restrictions on Lobbying**

The undersigned certifies, to the best of their knowledge and belief, that:

1. No Federal appropriated funds have been paid or will be paid, by or on behalf of the undersigned, to any person for influencing or attempting to influence an officer or employee of an agency, a Member of Congress, an officer or employee of Congress, or an employee of a Member of Congress in connection with the awarding of any Federal contract, the making of any Federal grant, the making of any Federal loan, the entering into of any cooperative agreement, and the extension, continuation, renewal, amendment, or modification of any Federal contract, grant, loan, or cooperative agreement.
2. If any funds other than Federal appropriated funds have been paid or will be paid to any person for influencing or attempting to influence an officer or employee of any agency, a Member of Congress, an officer or employee of Congress, or an employee of a Member of Congress in connection with this Federal contract, grant, loan, or cooperative agreement, the undersigned shall complete and submit Standard Form-LLL, "Disclosure Form to Report Lobbying," in accordance with its instructions.
3. The undersigned shall require that the language of this certification be included in the award documents for all subawards at all tiers (including subcontracts, subgrants, and contracts under grants, loans, and cooperative agreements) and that all contractors shall certify and disclose accordingly.

This certification is a material representation of fact upon which reliance was placed when this transaction was made or entered into. Submission of this certification is a prerequisite for making or entering into this transaction imposed by section 1352, title 31, U.S. Code. Any person who fails to file the required certification shall be subject to a civil penalty of not less than \$10,000 and not more than \$100,000 for each such failure.

The Contractor certifies or affirms the truthfulness and accuracy of each statement of its certification and disclosure, if any. In addition, the Contractor understands and agrees that the provisions of 31 U.S.C. Ch. 38, Administrative Remedies for False Claims and Statements, apply to this certification and disclosure, if any.

  
\_\_\_\_\_  
Signature of Contractor's authorized official

Date: 1/17/2023

JASON SAMZ  
\_\_\_\_\_

(Print name of person signing above)

Vice President  
\_\_\_\_\_

(Print title of person signing above)

**ATTACHMENT 2 TO ADDENDUM A: FEDERAL WAGE DECISION**

"General Decision Number: WI20220010 10/14/2022

Superseded General Decision Number: WI20210010

State: Wisconsin

Construction Type: Highway

Counties: Wisconsin Statewide.

HIGHWAY, AIRPORT RUNWAY & TAXIWAY CONSTRUCTION PROJECTS (does not include bridges over navigable waters; tunnels; buildings in highway rest areas; and railroad construction)

Note: Contracts subject to the Davis-Bacon Act are generally required to pay at least the applicable minimum wage rate required under Executive Order 14026 or Executive Order 13658. Please note that these Executive Orders apply to covered contracts entered into by the federal government that are subject to the Davis-Bacon Act itself, but do not apply to contracts subject only to the Davis-Bacon Related Acts, including those set forth at 29 CFR 5.1(a)(2)-(60).

---

If the contract is entered	. Executive Order 14026	
into on or after January 30,	generally applies to the	
2022, or the contract is	contract.	
renewed or extended (e.g., an	. The contractor must pay	
option is exercised) on or	all covered workers at	
after January 30, 2022:	least \$15.00 per hour (or	
	the applicable wage rate	
	listed on this wage	
	determination, if it is	
	higher) for all hours	
	spent performing on the	

	contract in 2022.
If the contract was awarded on	Executive Order 13658
or between January 1, 2015 and	generally applies to the
January 29, 2022, and the	contract.
contract is not renewed or	The contractor must pay all
extended on or after January	covered workers at least
30, 2022:	\$11.25 per hour (or the
	applicable wage rate listed
	on this wage determination,
	if it is higher) for all
	hours spent performing on
	that contract in 2022.

The applicable Executive Order minimum wage rate will be adjusted annually. If this contract is covered by one of the Executive Orders and a classification considered necessary for performance of work on the contract does not appear on this wage determination, the contractor must still submit a conformance request.

Additional information on contractor requirements and worker protections under the Executive Orders is available at <https://www.dol.gov/agencies/whd/government-contracts>.

Modification Number	Publication Date
0	01/07/2022
1	01/21/2022
2	02/04/2022
3	02/25/2022
4	03/11/2022
5	03/18/2022
6	04/29/2022
7	05/13/2022
8	06/17/2022

9	07/08/2022
10	07/22/2022
11	07/29/2022
12	08/12/2022
13	09/16/2022
14	10/14/2022

BRWI0001-002 06/01/2021

CRAWFORD, JACKSON, JUNEAU, LA CROSSE, MONROE, TREMPPEALEAU, AND  
VERNON COUNTIES

	Rates	Fringes
BRICKLAYER.....	\$ 36.81	25.17

---

BRWI0002-002 06/01/2021

ASHLAND, BAYFIELD, DOUGLAS, AND IRON COUNTIES

	Rates	Fringes
BRICKLAYER.....	\$ 44.35	23.89

---

BRWI0002-005 06/01/2021

ADAMS, ASHLAND, BARRON, BROWN, BURNETT, CALUMET, CHIPPEWA,  
CLARK, COLUMBIA, DODGE, DOOR, DUNN, FLORENCE, FOND DU LAC,  
FOREST, GREEN LAKE, IRON, JEFFERSON, KEWAUNEE, LANGLADE,  
LINCOLN, MANITOWOC, MARATHON, MARINETTE, MARQUETTE, MENOMINEE,  
OCONTO, ONEIDA, OUTAGAMIE, POLK, PORTAGE, RUSK, ST CROIX, SAUK,  
SHAWANO, SHEBOYGAN, TAYLOR, VILAS, WALWORTH, WAUPACA, WAUSHARA,  
WINNEBAGO, AND WOOD COUNTIES

	Rates	Fringes
--	-------	---------

CEMENT MASON/CONCRETE FINISHER...\$ 37.73 24.15

-----  
BRWI0003-002 06/01/2021

BROWN, DOOR, FLORENCE, KEWAUNEE, MARINETTE, AND OCONTO COUNTIES

Rates Fringes

BRICKLAYER.....\$ 37.03 24.95

-----  
BRWI0004-002 06/01/2021

KENOSHA, RACINE, AND WALWORTH COUNTIES

Rates Fringes

BRICKLAYER.....\$ 41.30 26.03

-----  
BRWI0006-002 06/01/2021

ADAMS, CLARK, FOREST, LANGLADE, LINCOLN, MARATHON, MENOMINEE,  
ONEIDA, PORTAGE, PRICE, TAYLOR, VILAS AND WOOD COUNTIES

Rates Fringes

BRICKLAYER.....\$ 37.78 24.20

-----  
BRWI0007-002 06/01/2021

GREEN, LAFAYETTE, AND ROCK COUNTIES

Rates Fringes

BRICKLAYER.....\$ 38.38 25.31

ADDENDUM A TO AGREEMENT  
ATTACHMENT 2

BRWI0008-002 06/01/2021

MILWAUKEE, OZAUKEE, WASHINGTON, AND WAUKESHA COUNTIES

	Rates	Fringes
BRICKLAYER.....	\$ 42.38	24.64

---

BRWI0011-002 06/01/2021

CALUMET, FOND DU LAC, MANITOWOC, AND SHEBOYGAN COUNTIES

	Rates	Fringes
BRICKLAYER.....	\$ 37.03	24.95

---

BRWI0019-002 06/01/2021

BARRON, BUFFALO, BURNETT, CHIPPEWA, DUNN, EAU CLAIRE, PEPIN,  
PIERCE, POLK, RUSK, ST. CROIX, SAWYER AND WASHBURN COUNTIES

	Rates	Fringes
BRICKLAYER.....	\$ 36.31	25.67

---

BRWI0034-002 06/01/2021

COLUMBIA AND SAUK COUNTIES

	Rates	Fringes
BRICKLAYER.....	\$ 38.53	25.16

---

\* CARP0068-011 05/02/2022

BURNETT (W. of Hwy 48), PIERCE (W. of Hwy 29), POLK (W. of Hwys

35, 48 & 65), AND ST. CROIX (W. of Hwy 65) COUNTIES

	Rates	Fringes
Carpenter & Piledrivermen.....	\$ 41.19	27.05
-----		
CARP0252-002 06/01/2016		

ADAMS, BARRON, BAYFIELD (Eastern 2/3), BROWN, BUFFALO, BURNETT (E. of Hwy 48), CALUMET, CHIPPEWA, CLARK, COLUMBIA, CRAWFORD, DANE, DODGE, DOOR, DUNN, EAU CLAIRE, FLORENCE (except area bordering Michigan State Line), FOND DU LAC, FOREST, GRANT, GREEN, GREEN LAKE, IOWA, IRON, JACKSON, JEFFERSON, JUNEAU, KEWAUNEE, LA CROSSE, LAFAYETTE, LANGLADE, LINCOLN, MANITOWOC, MARATHON, MARINETTE (except N.E. corner), MARQUETTE, MENOMINEE, MONROE, OCONTO, ONEIDA, OUTAGAMIE, PEPIN, PIERCE (E. of Hwys 29 & 65), POLK (E. of Hwys 35, 48 & 65), PORTAGE, PRICE, RICHLAND, ROCK, RUSK, SAUK, SAWYER, SHAWANO, SHEBOYGAN, ST CROIX (E. of Hwy 65), TAYLOR, TREMPPEALEAU, VERNON, VILAS, WALWORTH, WASHBURN, WAUPACA, WAUSHARA, WINNEBAGO, AND WOOD COUNTIES

	Rates	Fringes
CARPENTER		
CARPENTER.....	\$ 33.56	18.00
MILLWRIGHT.....	\$ 35.08	18.35
PILEDRIVER.....	\$ 34.12	18.00
-----		
CARP0252-010 06/01/2016		

ASHLAND COUNTY

	Rates	Fringes
--	-------	---------

Carpenters

Carpenter.....	\$ 33.56	18.00
Millwright.....	\$ 35.08	18.35
Pile Driver.....	\$ 34.12	18.00

-----  
CARP0264-003 06/01/2016

KENOSHA, MILWAUKEE, OZAUKEE, RACINE, WAUKESHA, AND WASHINGTON  
COUNTIES

	Rates	Fringes
CARPENTER.....	\$ 35.78	22.11

-----  
CARP0361-004 05/01/2018

BAYFIELD (West of Hwy 63) AND DOUGLAS COUNTIES

	Rates	Fringes
CARPENTER.....	\$ 36.15	20.43

-----  
CARP2337-001 06/01/2016

ZONE A: MILWAUKEE, OZAUKEE, WAUKESHA AND WASHINGTON

ZONE B: KENOSHA & RACINE

	Rates	Fringes
PILEDRIVERMAN		
Zone A.....	\$ 31.03	22.69
Zone B.....	\$ 31.03	22.69

-----  
ELEC0014-002 05/29/2022



ASHLAND, BARRON, BAYFIELD, BUFFALO, BURNETT, CHIPPEWA, CLARK  
(except Maryville, Colby, Unity, Sherman, Fremont, Lynn &  
Sherwood), CRAWFORD, DUNN, EAU CLAIRE, GRANT, IRON, JACKSON, LA  
CROSSE, MONROE, PEPIN, PIERCE, POLK, PRICE, RICHLAND, RUSK, ST  
CROIX, SAWYER, TAYLOR, TREMPLEAU, VERNON, AND WASHBURN  
COUNTIES

	Rates	Fringes
Electricians:.....	\$ 38.49	22.09

---

ELEC0014-007 05/29/2022

REMAINING COUNTIES

	Rates	Fringes
Teledata System Installer.....	\$ 29.63	3%+16.18
Installer/Technician.....	\$ 28.50	15.92

Low voltage construction, installation, maintenance and  
removal of teledata facilities (voice, data, and video)  
including outside plant, telephone and data inside wire,  
interconnect, terminal equipment, central offices, PABX,  
fiber optic cable and equipment, micro waves, V-SAT,  
bypass, CATV, WAN (wide area networks), LAN (local area  
networks), and ISDN (integrated systems digital network).

---

ELEC0127-002 06/01/2021

KENOSHA COUNTY

	Rates	Fringes
--	-------	---------

ADDENDUM A TO AGREEMENT  
ATTACHMENT 2

Electricians:.....\$ 43.16                   30%+12.70

-----

ELEC0158-002 05/30/2021

BROWN, DOOR, KEWAUNEE, MANITOWOC (except Schleswig),  
MARINETTE (Wausaukee and area South thereof), OCONTO, MENOMINEE  
(East of a line 6 miles West of the West boundary of Oconto  
County), SHAWANO (Except Area North of Townships of Aniwa and  
Hutchins) COUNTIES

Rates                   Fringes

ELECTRICIAN.....\$ 36.14                   29.75%+10.26

-----

ELEC0159-003 05/30/2021

COLUMBIA, DANE, DODGE (Area West of Hwy 26, except Chester and  
Emmet Townships), GREEN, LAKE (except Townships of Berlin,  
Seneca, and St. Marie), IOWA, MARQUETTE (except Townships of  
Neshkoka, Crystal Lake, Newton, and Springfield), and SAUK  
COUNTIES

Rates                   Fringes

ELECTRICIAN.....\$ 43.38                   23.13

-----

ELEC0219-004 06/01/2019

FLORENCE COUNTY (Townships of Aurora, Commonwealth, Fern,  
Florence and Homestead) AND MARINETTE COUNTY (Township of  
Niagara)

Rates                   Fringes

Electricians:

Electrical contracts over \$180,000.....	\$ 33.94	21.80
Electrical contracts under \$180,000.....	\$ 31.75	21.73

-----  
ELEC0242-005 05/30/2021

DOUGLAS COUNTY

	Rates	Fringes
Electricians:.....	\$ 41.37	69.25%

-----  
ELEC0388-002 05/30/2021

ADAMS, CLARK (Colby, Freemont, Lynn, Mayville, Sherman, Sherwood, Unity), FOREST, JUNEAU, LANGLADE, LINCOLN, MARATHON, MARINETTE (Beecher, Dunbar, Goodman & Pembine), MENOMINEE (Area West of a line 6 miles West of the West boundary of Oconto County), ONEIDA, PORTAGE, SHAWANO (Aniwa and Hutchins), VILAS AND WOOD COUNTIES

	Rates	Fringes
Electricians:.....	\$ 36.22	26%+11.24

-----  
ELEC0430-002 06/01/2022

RACINE COUNTY (Except Burlington Township)

	Rates	Fringes
Electricians:.....	\$ 45.02	24.35

-----  
ELEC0494-005 06/01/2021

MILWAUKEE, OZAUKEE, WASHINGTON, AND WAUKESHA COUNTIES

	Rates	Fringes
Electricians:.....	\$ 44.39	25.67

---

ELEC0494-006 06/01/2021

CALUMET (Township of New Holstein), DODGE (East of Hwy 26 including Chester Township), FOND DU LAC, MANITOWOC (Schleswig), and SHEBOYGAN COUNTIES

	Rates	Fringes
Electricians:.....	\$ 37.91	22.74

---

ELEC0494-013 06/01/2021

DODGE (East of Hwy 26 including Chester Twp, excluding Emmet Twp), FOND DU LAC (Except Waupun), MILWAUKEE, OZAUKEE, MANITOWOC (Schleswig), WASHINGTON, AND WAUKESHA COUNTIES

	Rates	Fringes
Sound & Communications		
Installer.....	\$ 22.39	18.80
Technician.....	\$ 32.49	20.26

Installation, testing, maintenance, operation and servicing of all sound, intercom, telephone interconnect, closed circuit TV systems, radio systems, background music systems, language laboratories, electronic carillon, antenna distribution systems, clock and program systems and low-voltage systems such as visual nurse call, audio/visual

nurse call systems, doctors entrance register systems.  
Includes all wire and cable carrying audio, visual, data,  
light and radio frequency signals. Includes the  
installation of conduit, wiremold, or raceways in existing  
structures that have been occupied for six months or more  
where required for the protection of the wire or cable, but  
does not mean a complete conduit or raceway system. work  
covered does not include the installation of conduit,  
wiremold or any raceways in any new construction, or the  
installation of power supply outlets by means of which  
external electric power is supplied to any of the foregoing  
equipment or products

-----  
ELEC0577-003 06/01/2021

CALUMET (except Township of New Holstein), GREEN LAKE (N. part  
including Townships of Berlin, St Marie, and Seneca), MARQUETTE  
(N. part including Townships of Crystal Lake, Neshkoro, Newton,  
and Springfield), OUTAGAMIE, WAUPACA, WAUSHARA, AND WINNEBAGO  
COUNTIES

	Rates	Fringes
Electricians:.....	\$ 35.66	29.50%+10.00

-----  
ELEC0890-003 06/01/2021

DODGE (Emmet Township only), GREEN, JEFFERSON, LAFAYETTE,  
RACINE (Burlington Township), ROCK AND WALWORTH COUNTIES

	Rates	Fringes
Electricians:.....	\$ 39.00	25.95%+11.17

ELEC0953-001 06/02/2019

	Rates	Fringes
Line Construction:		
(1) Lineman.....	\$ 47.53	21.43
(2) Heavy Equipment Operator.....	\$ 42.78	19.80
(3) Equipment Operator.....	\$ 38.02	18.40
(4) Heavy Groundman Driver..	\$ 33.27	16.88
(5) Light Groundman Driver..	\$ 30.89	16.11
(6) Groundsman.....	\$ 26.14	14.60

-----  
ENGI0139-005 06/01/2022

	Rates	Fringes
Power Equipment Operator		
Group 1.....	\$ 43.27	25.95
Group 2.....	\$ 42.77	25.95
Group 3.....	\$ 42.27	25.95
Group 4.....	\$ 42.01	25.95
Group 5.....	\$ 41.72	25.95
Group 6.....	\$ 35.82	25.95

HAZARDOUS WASTE PREMIUMS:

EPA Level "A" protection - \$3.00 per hour  
EPA Level "B" protection - \$2.00 per hour  
EPA Level "C" protection - \$1.00 per hour

POWER EQUIPMENT OPERATORS CLASSIFICATIONS

GROUP 1: Cranes, tower cranes, and derricks with or without attachments with a lifting capacity of over 100 tons; or cranes, tower cranes, and derricks with boom, leads and/or jib lengths measuring 176 feet or longer.

GROUP 2: Cranes, tower cranes and derricks with or without attachments with a lifting capacity of 100 tons or less; or cranes, tower cranes, and derricks with boom, leads, and/or jibs lengths measuring 175 feet or under and Backhoes (excavators) weighing 130,000 lbs and over; caisson rigs; pile driver; dredge operator; dredge engineer; Boat Pilot.

GROUP 3: Mechanic or welder - Heavy duty equipment; cranes with a lifting capacity of 25 tons or under; concrete breaker (manual or remote); vibratory/sonic concrete breaker; concrete laser screed; concrete slipform paver; concrete batch plant operator; concrete pvt. spreader - heavy duty (rubber tired); concrete spreader & distributor; automatic subgrader (concrete); concrete grinder & planing machine; concrete slipform curb & gutter machine; slipform concrete placer; tube finisher; hydro blaster (10,000 psi & over); bridge paver; concrete conveyor system; concrete pump; Rotec type Conveyor; stabilizing mixer (self-propelled); shoulder widener; asphalt plant engineer; bituminous paver; bump cutter & grooving machine; milling machine; screed (bituminous paver); asphalt heater, planer & scarifier; Backhoes (excavators) weighing under 130,000 lbs; grader or motor patrol; tractor (scraper, dozer, pusher, loader); scraper - rubber tired (single or twin engine); endloader; hydraulic backhoe (tractor type); trenching machine; skid rigs; tractor, side boom (heavy); drilling or boring machine (mechanical heavy); roller over 5 tons; percussion or rotary drilling machine; air track; blaster; loading machine (conveyor); tugger; boatmen; winches & A-frames; post driver; material hoist.

GROUP 4: Greaser, roller steel (5 tons or less); roller (pneumatic tired) - self propelled; tractor (mounted or towed compactors & light equipment); shouldering machine; self-propelled chip spreader; concrete spreader; finishing machine; mechanical float; curing machine; power subgrader; joint sawer (multiple blade) belting machine; burlap

machine; texturing machine; tractor endloader (rubber tired) - light; jeep digger; forklift; mulcher; launch operator; fireman, environmental burner

GROUP 5: Air compressor; power pack; vibrator hammer and extractor; heavy equipment, leadman; tank car heaters; stump chipper; curb machine operator; Concrete proportioning plants; generators; mudjack operator; rock breaker; crusher or screening plant; screed (milling machine); automatic belt conveyor and surge bin; pug mill operator; Oiler, pump (over 3 inches); Drilling Machine Tender, day light machine

GROUP 6: Off-road material hauler with or without ejector.

-----  
IRON0008-002 06/13/2022

BROWN, CALUMET, DOOR, FOND DU LAC, KEWAUNEE, MANITOWOC, MARINETTE, OCONTO, OUTAGAMI, SHAWANO, SHEBOYGAN, AND WINNEBAGO COUNTIES:

	Rates	Fringes
IRONWORKER.....	\$ 41.00	28.95

Paid Holidays: New Year's Day, Memorial Day, July 4th, Labor Day, Thanksgiving Day & Christmas Day.

-----  
IRON0008-003 06/01/2021

KENOSHA, MILWAUKEE, OZAUKEE, RACINE, WALWORTH (N.E. 2/3), WASHINGTON, AND WAUKESHA COUNTIES



	Rates	Fringes
IRONWORKER.....	\$ 40.57	28.40

Paid Holidays: New Year's Day, Memorial Day, July 4th, Labor Day, Thanksgiving Day & Christmas Day.

-----  
IRON0383-001 06/05/2022

ADAMS, COLUMBIA, CRAWFORD, DANE, DODGE, FLORENCE, FOREST, GRANT, GREENE, (Excluding S.E. tip), GREEN LAKE, IOWA, JEFFERSON, JUNEAU, LA CROSSE, LAFAYETTE, LANGLADE, MARATHON, MARQUETTE, MENOMINEE, MONROE, PORTAGE, RICHLAND, ROCK (Northern area, vicinity of Edgerton and Milton), SAUK, VERNON, WAUPACA, WAUSHARA, AND WOOD COUNTIES

	Rates	Fringes
IRONWORKER.....	\$ 39.00	28.58

-----  
IRON0498-005 06/01/2021

GREEN (S.E. 1/3), ROCK (South of Edgerton and Milton), and WALWORTH (S.W. 1/3) COUNTIES:

	Rates	Fringes
IRONWORKER.....	\$ 41.37	44.41

-----  
IRON0512-008 05/01/2022

BARRON, BUFFALO, CHIPPEWA, CLARK, DUNN, EAU CLAIRE, JACKSON, PEPIN, PIERCE, POLK, RUSK, ST CROIX, TAYLOR, AND TREMPPEALEAU COUNTIES

	Rates	Fringes
IRONWORKER.....	\$ 41.00	33.11
-----		
IRON0512-021 05/01/2022		

ASHLAND, BAYFIELD, BURNETT, DOUGLAS, IRON, LINCOLN, ONEIDA,  
PRICE, SAWYER, VILAS AND WASHBURN COUNTIES

	Rates	Fringes
IRONWORKER.....	\$ 36.94	33.11
-----		
LABO0113-002 06/01/2022		

MILWAUKEE AND WAUKESHA COUNTIES

	Rates	Fringes
LABORER		
Group 1.....	\$ 32.65	23.09
Group 2.....	\$ 32.80	23.09
Group 3.....	\$ 33.00	23.09
Group 4.....	\$ 33.15	23.09
Group 5.....	\$ 33.30	23.09
Group 6.....	\$ 29.14	23.09

LABORERS CLASSIFICATIONS

GROUP 1: General Laborer; Tree Trimmer; Conduit Layer;  
Demolition and Wrecking Laborer; Guard Rail, Fence, and  
Bridge Builder; Landscaper; Multiplate Culvert Assembler;  
Stone Handler; Bituminous Worker (Shoveler, Loader, and  
Utility Man); Batch Truck Dumper or Cement Handler;

Bituminous Worker (Dumper, Ironer, Smoother, and Tamper);  
Concrete Handler

GROUP 2: Air Tool Operator; Joint Sawyer and Filler  
(Pavement); Vibrator or Tamper Operator (Mechanical Hand  
Operated); Chain Saw Operator; Demolition Burning Torch  
Laborer

GROUP 3: Bituminous Worker (Raker and Luteman); Formsetter  
(Curb, Sidewalk, and Pavement); Strike Off Man

GROUP 4: Line and Grade Specialist

GROUP 5: Blaster and Powderman

GROUP 6: Flagperson; traffic control person

-----  
LABO0113-003 06/01/2022

OZAUKEE AND WASHINGTON COUNTIES

	Rates	Fringes
LABORER		
Group 1.....	\$ 31.90	23.09
Group 2.....	\$ 32.00	23.09
Group 3.....	\$ 32.05	23.09
Group 4.....	\$ 32.25	23.09
Group 5.....	\$ 32.10	23.09
Group 6.....	\$ 28.99	23.09

LABORERS CLASSIFICATIONS

GROUP 1: General Laborer; Tree Trimmer; Conduit Layer;  
Demolition and Wrecking Laborer; Guard Rail, Fence, and  
Bridge Builder; Landscaper; Multiplate Culvert Assembler;

ADDENDUM A TO AGREEMENT  
ATTACHMENT 2

Stone Handler; Bituminous Worker (Shoveler, Loader, and Utility Man); Batch Truck Dumper or Cement Handler; Bituminous Worker (Dumper, Ironer, Smoother, and Tamper); Concrete Handler

GROUP 2: Air Tool Operator; Joint Sawyer and Filler (Pavement); Vibrator or Tamper Operator (Mechanical Hand Operated);

GROUP 3: Bituminous Worker (Raker and Luteman); Formsetter (Curb, Sidewalk, and Pavement); Strike Off Man

GROUP 4: Line and Grade Specialist

GROUP 5: Blaster; powderman

GROUP 6: Flagperson and Traffic Control Person

-----  
LABO0113-011 06/01/2022

KENOSHA AND RACINE COUNTIES

	Rates	Fringes
LABORER		
Group 1.....	\$ 31.71	23.09
Group 2.....	\$ 31.86	23.09
Group 3.....	\$ 32.06	23.09
Group 4.....	\$ 32.03	23.09
Group 5.....	\$ 32.36	23.09
Group 6.....	\$ 28.85	23.09

LABORERS CLASSIFICATIONS:

GROUP 1: General laborer; Tree Trimmer; Conduit Layer; Demolition and Wrecking Laborer; Guard Rail, Fence, and

Bridge Builder; Landscaper; Multiplate Culvert Assembler;  
Stone Handler; Bituminous Worker (Shoveler, Loader, and  
Utility Man); Batch Truck Dumper or Cement Handler;  
Bituminous worker (Dumper, Ironer, Smoother, and Tamper);  
Concrete Handler

GROUP 2: Air Tool Operator; Joint Sawyer and Filler  
(Pavement); Vibrator or Tamper Operator (Mechanical Hand  
Operated); Chain Saw Operator; Demolition Burning Torch  
Laborer

GROUP 3: Bituminous Worker (Raker and Luteman); Formsetter  
(Curb, Sidewalk, and Pavement); Strike Off Man

GROUP 4: Line and Grade Specialist

GROUP 5: Blaster and Powderman

GROUP 6: Flagman; traffic control person

---

LAB00140-002 06/01/2022

ADAMS, ASHLAND, BARRON, BAYFIELD, BROWN, BUFFALO, BURNETT,  
CALUMET, CHIPPEWA, CLARK, COLUMBIA, CRAWFORD, DODGE, DOOR,  
DOUGLAS, DUNN, EAU CLAIRE, FLORENCE, FOND DU LAC, FOREST,  
GRANT, GREEN, GREEN LAKE, IRON, JACKSON, JUNEAU, IOWA,  
JEFFERSON, KEWAUNEE, LA CROSSE, LAFAYETTE, LANGLADE, LINCOLN,  
MANITOWOC, MARATHON, MARINETTE, MARQUETTE, MENOMINEE, MONROE,  
OCONTO, ONEIDA, OUTAGAMIE, PEPIN, PIERCE, POLK, PORTAGE, PRICE,  
RICHLAND, ROCK, RUSK, SAUK, SAWYER, SHAWANO, SHEBOYGAN, ST.  
CROIX, TAYLOR, TREMPLEAU, VERNON, VILLAS, WALWORTH, WASHBURN,  
WAUPACA, WAUSHARA, WINNEBAGO, AND WOOD COUNTIES

Rates

Fringes

LABORER

Group 1.....	\$ 36.42	18.68
Group 2.....	\$ 36.52	18.68
Group 3.....	\$ 36.57	18.68
Group 4.....	\$ 36.77	18.68
Group 5.....	\$ 36.62	18.68
Group 6.....	\$ 33.05	18.68

LABORER CLASSIFICATIONS

GROUP 1: General Laborer; Tree Trimmer; Conduit Layer; Demolition and Wrecking Laborer; Guard Rail, Fence, and Bridge Builder; Landscaper; Multiplate Culvert Assembler; Stone Handler; Bituminous Worker (Shoveler, Loader, and Utility Man); Batch Truck Dumper or Cement Handler; Bituminous Worker (Dumper, Ironer, Smoother and Tamper); Concrete Handler

GROUP 2: Air Tool Operator; Joint Sawyer and Filler (Pavement); Vibrator or Tamper Operator (Mechanical Hand Operated); Chain Saw Operator, Demolition Burning Torch Laborer

GROUP 3: Bituminous Worker (Raker and Luteman); Formsetter (Curb, Sidewalk and Pavement); Strike Off Man

GROUP 4: Line and Grade Specialist

GROUP 5: Blaster; powderman

GROUP 6: Flagperson; Traffic Control

-----  
LABO0464-003 06/01/2022

DANE COUNTY

	Rates	Fringes
LABORER		
Group 1.....	\$ 36.70	18.68
Group 2.....	\$ 36.80	18.68
Group 3.....	\$ 36.85	18.68
Group 4.....	\$ 37.05	18.68
Group 5.....	\$ 36.90	18.68
Group 6.....	\$ 33.05	18.68

LABORERS CLASSIFICATIONS:

GROUP 1: General Laborer; Tree Trimmer; Conduit Layer; Demolition and Wrecking Laborer; Guard Rail, Fence, and Bridge Builder; Landscaper; Multiplate Culvert Assembler; Stone Handler; Bituminous Worker (Shoveler, Loader, and Utility Man); Batch Truck Dumper or Cement Handler; Bituminous Worker (Dumper, Ironer, Smoother, and Tamper); Concrete Handler

GROUP 2: Air Tool Operator; Joint Sawyer and Filler (Pavement); Vibrator or Tamper Operator (Mechanical Hand Operated); Chain Saw Operator; Demolition Burning Torch Laborer

GROUP 3: Bituminous Worker (Raker and Luteman); Formsetter (Curb, Sidewalk, and Pavement); Strike Off Man

GROUP 4: Line and Grade Specialist

GROUP 5: Blaster; Powderman

GROUP 6: Flagperson and Traffic Control Person

---

PAIN0106-008 05/01/2022

ASHLAND, BAYFIELD, BURNETT, AND DOUGLAS COUNTIES

	Rates	Fringes
Painters:		
New:		
Brush, Roller.....	\$ 33.99	22.70
Spray, Sandblast, Steel....	\$ 34.59	22.70
Repaint:		
Brush, Roller.....	\$ 33.09	22.70
Spray, Sandblast, Steel....	\$ 32.49	22.70

---

\* PAIN0108-002 06/01/2022

RACINE COUNTY

	Rates	Fringes
Painters:		
Brush, Roller.....	\$ 39.60	21.79
Spray & Sandblast.....	\$ 40.60	21.79

---

PAIN0259-002 05/01/2008

BARRON, CHIPPEWA, DUNN, EAU CLAIRE, PEPIN, PIERCE, POLK, RUSK,  
SAWYER, ST. CROIX, AND WASHBURN COUNTIES

	Rates	Fringes
PAINTER.....	\$ 24.11	12.15

---

PAIN0259-004 05/01/2015

BUFFALO, CRAWFORD, JACKSON, LA CROSSE, MONROE, TREMPLEALEAU, AND  
VERNON COUNTIES



	Rates	Fringes
PAINTER.....	\$ 22.03	12.45

-----  
\* PAIN0781-002 06/01/2022

JEFFERSON, MILWAUKEE, OZAUKEE, WASHINGTON, AND WAUKESHA COUNTIES

	Rates	Fringes
Painters:		
Bridge.....	\$ 38.15	24.80
Brush.....	\$ 37.40	24.80
Spray & Sandblast.....	\$ 38.15	24.80

-----  
PAIN0802-002 06/01/2021

COLUMBIA, DANE, DODGE, GRANT, GREEN, IOWA, LAFAYETTE, RICHLAND,  
ROCK, AND SAUK COUNTIES

	Rates	Fringes
PAINTER		
Brush.....	\$ 29.98	18.78

PREMIUM PAY:

Structural Steel, Spray, Bridges = \$1.00 additional per  
hour.

-----  
PAIN0802-003 06/01/2021

ADAMS, BROWN, CALUMET, CLARK, DOOR, FOND DU LAC, FOREST, GREEN  
LAKE, IRON, JUNEAU, KEWAUNEE, LANGLADE, LINCOLN, MANITOWOC,  
MARATHON, MARINETTE, MARQUETTE, MENOMINEE, OCONTO, ONEIDA,

ADDENDUM A TO AGREEMENT  
ATTACHMENT 2

OUTAGAMIE, PORTAGE, PRICE, SHAWANO, SHEBOYGAN, TAYLOR, VILAS,  
WAUSHARA, WAUPACA, WINNEBAGO, AND WOOD COUNTIES

	Rates	Fringes
PAINTER.....	\$ 29.98	18.78
-----		
* PAIN0934-001 06/01/2022		

KENOSHA AND WALWORTH COUNTIES

	Rates	Fringes
Painters:		
Brush.....	\$ 36.70	24.69
Spray.....	\$ 37.70	24.69
Structural Steel.....	\$ 36.85	24.69
-----		
PAIN1011-002 06/06/2021		

FLORENCE COUNTY

	Rates	Fringes
Painters:.....	\$ 26.71	14.38
-----		
PLAS0599-010 06/01/2021		

	Rates	Fringes
CEMENT MASON/CONCRETE FINISHER		
Area 1.....	\$ 42.06	20.87
Area 2 (BAC).....	\$ 37.73	23.80
Area 3.....	\$ 38.74	22.46
Area 4.....	\$ 38.59	22.66
Area 5.....	\$ 38.16	22.98

Area 6.....\$ 34.94                      26.36

AREA DESCRIPTIONS

AREA 1: BAYFIELD, DOUGLAS, PRICE, SAWYER, AND WASHBURN  
COUNTIES

AREA 2: ADAMS, ASHLAND, BARRON, BROWN, BURNETT, CALUMET,  
CHIPPEWA, CLARK, COLUMBIA, DODGE, DOOR, DUNN, FLORENCE,  
FOND DU LAC, FOREST, GREEN LAKE, IRON, JEFFERSON, KEWAUNEE,  
LANGLADE, LINCOLN, MANITOWOC, MARATHON, MARINETTE,  
MARQUETTE, MENOMINEE, OCONTO, ONEIDA, OUTAGAMIE, POLK,  
PORTAGE, RUSK, ST CROIX, SAUK, SHAWANO, SHEBOYGAN, TAYLOR,  
VILAS, WALWORTH, WAUPACA, WAUSHARA, WINNEBAGO, AND WOOD  
COUNTIES

AREA 3: BUFFALO, CRAWFORD, EAU CLAIRE, JACKSON, JUNEAU, LA  
CROSSE MONROE, PEPIN, PIERCE, RICHLAND, TREMPPEALEAU, AND  
VERNON COUNTIES

AREA 4: MILWAUKEE, OZAUKEE, WASHINGTON, AND WAUKESHA COUNTIES

AREA 5: DANE, GRANT, GREEN, IOWA, LAFAYETTE, AND ROCK  
COUNTIES

AREA 6: KENOSHA AND RACINE COUNTIES

-----  
TEAM0039-001 06/01/2021

	Rates	Fringes
TRUCK DRIVER		
1 & 2 Axles.....	\$ 32.57	23.81
3 or more Axles; Euclids, Dumptor & Articulated,		

Truck Mechanic.....	\$ 32.72	23.81
-----		
WELL DRILLER.....	\$ 16.52	3.70
-----		

WELDERS - Receive rate prescribed for craft performing operation to which welding is incidental.

=====  
Note: Executive Order (EO) 13706, Establishing Paid Sick Leave for Federal Contractors applies to all contracts subject to the Davis-Bacon Act for which the contract is awarded (and any solicitation was issued) on or after January 1, 2017. If this contract is covered by the EO, the contractor must provide employees with 1 hour of paid sick leave for every 30 hours they work, up to 56 hours of paid sick leave each year. Employees must be permitted to use paid sick leave for their own illness, injury or other health-related needs, including preventive care; to assist a family member (or person who is like family to the employee) who is ill, injured, or has other health-related needs, including preventive care; or for reasons resulting from, or to assist a family member (or person who is like family to the employee) who is a victim of, domestic violence, sexual assault, or stalking. Additional information on contractor requirements and worker protections under the EO is available at <https://www.dol.gov/agencies/whd/government-contracts>.

Unlisted classifications needed for work not included within the scope of the classifications listed may be added after award only as provided in the labor standards contract clauses (29CFR 5.5 (a) (1) (ii)).

The body of each wage determination lists the classification and wage rates that have been found to be prevailing for the cited type(s) of construction in the area covered by the wage determination. The classifications are listed in alphabetical order of ""identifiers"" that indicate whether the particular rate is a union rate (current union negotiated rate for local), a survey rate (weighted average rate) or a union average rate (weighted union average rate).

#### Union Rate Identifiers

A four letter classification abbreviation identifier enclosed in dotted lines beginning with characters other than ""SU"" or ""UAVG"" denotes that the union classification and rate were prevailing for that classification in the survey. Example: PLUM0198-005 07/01/2014. PLUM is an abbreviation identifier of the union which prevailed in the survey for this classification, which in this example would be Plumbers. 0198 indicates the local union number or district council number where applicable, i.e., Plumbers Local 0198. The next number, 005 in the example, is an internal number used in processing the wage determination. 07/01/2014 is the effective date of the most current negotiated rate, which in this example is July 1, 2014.

Union prevailing wage rates are updated to reflect all rate changes in the collective bargaining agreement (CBA) governing this classification and rate.

#### Survey Rate Identifiers

Classifications listed under the ""SU"" identifier indicate that no one rate prevailed for this classification in the survey and the published rate is derived by computing a weighted average rate based on all the rates reported in the survey for that classification. As this weighted average rate includes all

rates reported in the survey, it may include both union and non-union rates. Example: SULA2012-007 5/13/2014. SU indicates the rates are survey rates based on a weighted average calculation of rates and are not majority rates. LA indicates the State of Louisiana. 2012 is the year of survey on which these classifications and rates are based. The next number, 007 in the example, is an internal number used in producing the wage determination. 5/13/2014 indicates the survey completion date for the classifications and rates under that identifier.

Survey wage rates are not updated and remain in effect until a new survey is conducted.

#### Union Average Rate Identifiers

Classification(s) listed under the UAVG identifier indicate that no single majority rate prevailed for those classifications; however, 100% of the data reported for the classifications was union data. EXAMPLE: UAVG-OH-0010 08/29/2014. UAVG indicates that the rate is a weighted union average rate. OH indicates the state. The next number, 0010 in the example, is an internal number used in producing the wage determination. 08/29/2014 indicates the survey completion date for the classifications and rates under that identifier.

A UAVG rate will be updated once a year, usually in January of each year, to reflect a weighted average of the current negotiated/CBA rate of the union locals from which the rate is based.

---

#### WAGE DETERMINATION APPEALS PROCESS

1.) Has there been an initial decision in the matter? This can

be:

- \* an existing published wage determination
- \* a survey underlying a wage determination
- \* a Wage and Hour Division letter setting forth a position on a wage determination matter
- \* a conformance (additional classification and rate) ruling

On survey related matters, initial contact, including requests for summaries of surveys, should be with the Wage and Hour National Office because National Office has responsibility for the Davis-Bacon survey program. If the response from this initial contact is not satisfactory, then the process described in 2.) and 3.) should be followed.

With regard to any other matter not yet ripe for the formal process described here, initial contact should be with the Branch of Construction Wage Determinations. Write to:

Branch of Construction Wage Determinations  
Wage and Hour Division  
U.S. Department of Labor  
200 Constitution Avenue, N.W.  
Washington, DC 20210

2.) If the answer to the question in 1.) is yes, then an interested party (those affected by the action) can request review and reconsideration from the Wage and Hour Administrator (See 29 CFR Part 1.8 and 29 CFR Part 7). Write to:

Wage and Hour Administrator  
U.S. Department of Labor  
200 Constitution Avenue, N.W.  
Washington, DC 20210

The request should be accompanied by a full statement of the interested party's position and by any information (wage

payment data, project description, area practice material,  
etc.) that the requestor considers relevant to the issue.

3.) If the decision of the Administrator is not favorable, an  
interested party may appeal directly to the Administrative  
Review Board (formerly the Wage Appeals Board). Write to:

Administrative Review Board  
U.S. Department of Labor  
200 Constitution Avenue, N.W.  
Washington, DC 20210

4.) All decisions by the Administrative Review Board are final.

=====

END OF GENERAL DECISIO"



**SECTION K: PAYMENT AND PERFORMANCE BOND**

LET ALL KNOW BY THESE DOCUMENTS PRESENTED, that we ZENITH TECH, INC. as principal, and Continental Casualty Company Company of Chicago, IL as surety, are held and firmly bound unto the City of Madison, Wisconsin, in the sum of SIXTY-FIVE MILLION SEVEN HUNDRED FORTY-THREE THOUSAND TWO HUNDRED FORTY-SIX AND 27/100 (\$65,743,246.27) dollars, lawful money of the United States, for the payment of which sum to the City of Madison, we hereby bind ourselves and our respective executors and administrators firmly by these presents.

The condition of this Bond is such that if the above bounden shall on his/her part fully and faithfully perform all of the terms of the Contract entered into between him/herself and the City of Madison for the construction of:

**EAST-WEST BUS RAPID TRANSIT  
CONTRACT NO. 8716**

in Madison, Wisconsin, and shall pay all claims for labor performed and material furnished in the prosecution of said work, and save the City harmless from all claims for damages because of negligence in the prosecution of said work, and shall save harmless the said City from all claims for compensation (under Chapter 102, Wisconsin Statutes) of employees and employees of subcontractor, then this Bond is to be void, otherwise of full force, virtue and effect.

Signed and sealed this 18th day of January 2023

Countersigned:

Walter Koenig  
Witness

[Signature]  
Secretary COO KURT BECKHOLD

Approved as to form:  
Michael Haas  
City Attorney

ZENITH TECH, INC.  
Company Name (Principal)  
[Signature]  
President VICE, JASON SMITZ Seal

Continental Casualty Company  
Surety Seal  
 Salary Employee  Commission  
By [Signature]  
Attorney-in-Fact Trudy A. Szalewski

This certifies that I have been duly licensed as an agent for the above company in Wisconsin under National Producer Number 6502661 for the year 2023, and appointed as attorney-in-fact with authority to execute this payment and performance bond which power of attorney has not been revoked.

1/18/2023  
Date

[Signature]  
Agent Signature Trudy A. Szalewski

POWER OF ATTORNEY APPOINTING INDIVIDUAL ATTORNEY-IN-FACT

Know All Men By These Presents, That Continental Casualty Company, an Illinois insurance company, National Fire Insurance Company of Hartford, an Illinois insurance company, and American Casualty Company of Reading, Pennsylvania, a Pennsylvania insurance company (herein called "the CNA Companies"), are duly organized and existing insurance companies having their principal offices in the City of Chicago, and State of Illinois, and that they do by virtue of the signatures and seals herein affixed hereby make, constitute and appoint

Kelly Cody, Roxanne Jensen, Individually of Green Bay, Wisconsin
Trudy A. Szalewski, Brian Krause, Individually of Milwaukee, Wisconsin

their true and lawful Attorney(s)-in-Fact with full power and authority hereby conferred to sign, seal and execute for and on their behalf bonds, undertakings and other obligatory instruments of similar nature

- In Unlimited Amounts -

and to bind them thereby as fully and to the same extent as if such instruments were signed by a duly authorized officer of their insurance companies and all the acts of said Attorney, pursuant to the authority hereby given is hereby ratified and confirmed.

This Power of Attorney is made and executed pursuant to and by authority of the By-Law and Resolutions, printed on the reverse hereof, duly adopted, as indicated, by the Boards of Directors of the insurance companies.

In Witness Whereof, the CNA Companies have caused these presents to be signed by their Vice President and their corporate seals to be hereto affixed on this 10th day of June, 2022.



Continental Casualty Company
National Fire Insurance Company of Hartford
American Casualty Company of Reading, Pennsylvania

Handwritten signature of Paul T. Bruflat
Paul T. Bruflat Vice President

State of South Dakota, County of Minnehaha, ss:

On this 10th day of June, 2022, before me personally came Paul T. Bruflat to me known, who, being by me duly sworn, did depose and say: that he resides in the City of Sioux Falls, State of South Dakota; that he is a Vice President of Continental Casualty Company, an Illinois insurance company, National Fire Insurance Company of Hartford, an Illinois insurance company, and American Casualty Company of Reading, Pennsylvania, a Pennsylvania insurance company described in and which executed the above instrument; that he knows the seals of said insurance companies; that the seals affixed to the said instrument are such corporate seals; that they were so affixed pursuant to authority given by the Boards of Directors of said insurance companies and that he signed his name thereto pursuant to like authority, and acknowledges same to be the act and deed of said insurance companies.



My Commission Expires March 2, 2026

Handwritten signature of M. Bent
M. Bent Notary Public

CERTIFICATE

I, D. Johnson, Assistant Secretary of Continental Casualty Company, an Illinois insurance company, National Fire Insurance Company of Hartford, an Illinois insurance company, and American Casualty Company of Reading, Pennsylvania, a Pennsylvania insurance company do hereby certify that the Power of Attorney herein above set forth is still in force, and further certify that the By-Law and Resolution of the Board of Directors of the insurance companies printed on the reverse hereof is still in force. In testimony whereof I have hereunto subscribed my name and affixed the seal of the said insurance companies this 18th day of Jan 2023



Continental Casualty Company
National Fire Insurance Company of Hartford
American Casualty Company of Reading, Pennsylvania

Handwritten signature of D. Johnson
D. Johnson Assistant Secretary

Form F6853-4/2012

## Authorizing By-Laws and Resolutions

ADOPTED BY THE BOARD OF DIRECTORS OF CONTINENTAL CASUALTY COMPANY:

This Power of Attorney is made and executed pursuant to and by authority of the following resolution duly adopted by the Board of Directors of the Company at a meeting held on May 12, 1995:

“RESOLVED: That any Senior or Group Vice President may authorize an officer to sign specific documents, agreements and instruments on behalf of the Company provided that the name of such authorized officer and a description of the documents, agreements or instruments that such officer may sign will be provided in writing by the Senior or Group Vice President to the Secretary of the Company prior to such execution becoming effective.”

This Power of Attorney is signed by Paul T. Bruflat, Vice President, who has been authorized pursuant to the above resolution to execute power of attorneys on behalf of Continental Casualty Company.

This Power of Attorney is signed and sealed by facsimile under and by the authority of the following Resolution adopted by the Board of Directors of the Company by unanimous written consent dated the 25<sup>th</sup> day of April, 2012:

“Whereas, the bylaws of the Company or specific resolution of the Board of Directors has authorized various officers (the “Authorized Officers”) to execute various policies, bonds, undertakings and other obligatory instruments of like nature; and

Whereas, from time to time, the signature of the Authorized Officers, in addition to being provided in original, hard copy format, may be provided via facsimile or otherwise in an electronic format (collectively, “Electronic Signatures”); Now therefore be it resolved: that the Electronic Signature of any Authorized Officer shall be valid and binding on the Company. “

ADOPTED BY THE BOARD OF DIRECTORS OF NATIONAL FIRE INSURANCE COMPANY OF HARTFORD:

This Power of Attorney is made and executed pursuant to and by authority of the following resolution duly adopted by the Board of Directors of the Company by unanimous written consent dated May 10, 1995:

“RESOLVED: That any Senior or Group Vice President may authorize an officer to sign specific documents, agreements and instruments on behalf of the Company provided that the name of such authorized officer and a description of the documents, agreements or instruments that such officer may sign will be provided in writing by the Senior or Group Vice President to the Secretary of the Company prior to such execution becoming effective.”

This Power of Attorney is signed by Paul T. Bruflat, Vice President, who has been authorized pursuant to the above resolution to execute power of attorneys on behalf of National Fire Insurance Company of Hartford.

This Power of Attorney is signed and sealed by facsimile under and by the authority of the following Resolution adopted by the Board of Directors of the Company by unanimous written consent dated the 25<sup>th</sup> day of April, 2012:

“Whereas, the bylaws of the Company or specific resolution of the Board of Directors has authorized various officers (the “Authorized Officers”) to execute various policies, bonds, undertakings and other obligatory instruments of like nature; and

Whereas, from time to time, the signature of the Authorized Officers, in addition to being provided in original, hard copy format, may be provided via facsimile or otherwise in an electronic format (collectively, “Electronic Signatures”); Now therefore be it resolved: that the Electronic Signature of any Authorized Officer shall be valid and binding on the Company. “

ADOPTED BY THE BOARD OF DIRECTORS OF AMERICAN CASUALTY COMPANY OF READING, PENNSYLVANIA:

This Power of Attorney is made and executed pursuant to and by authority of the following resolution duly adopted by the Board of Directors of the Company by unanimous written consent dated May 10, 1995:

“RESOLVED: That any Senior or Group Vice President may authorize an officer to sign specific documents, agreements and instruments on behalf of the Company provided that the name of such authorized officer and a description of the documents, agreements or instruments that such officer may sign will be provided in writing by the Senior or Group Vice President to the Secretary of the Company prior to such execution becoming effective.”

This Power of Attorney is signed by Paul T. Bruflat, Vice President, who has been authorized pursuant to the above resolution to execute power of attorneys on behalf of American Casualty Company of Reading, Pennsylvania.

This Power of Attorney is signed and sealed by facsimile under and by the authority of the following Resolution adopted by the Board of Directors of the Company by unanimous written consent dated the 25<sup>th</sup> day of April, 2012:

“Whereas, the bylaws of the Company or specific resolution of the Board of Directors has authorized various officers (the “Authorized Officers”) to execute various policies, bonds, undertakings and other obligatory instruments of like nature; and

Whereas, from time to time, the signature of the Authorized Officers, in addition to being provided in original, hard copy format, may be provided via facsimile or otherwise in an electronic format (collectively, “Electronic Signatures”); Now therefore be it resolved: that the Electronic Signature of any Authorized Officer shall be valid and binding on the Company. “