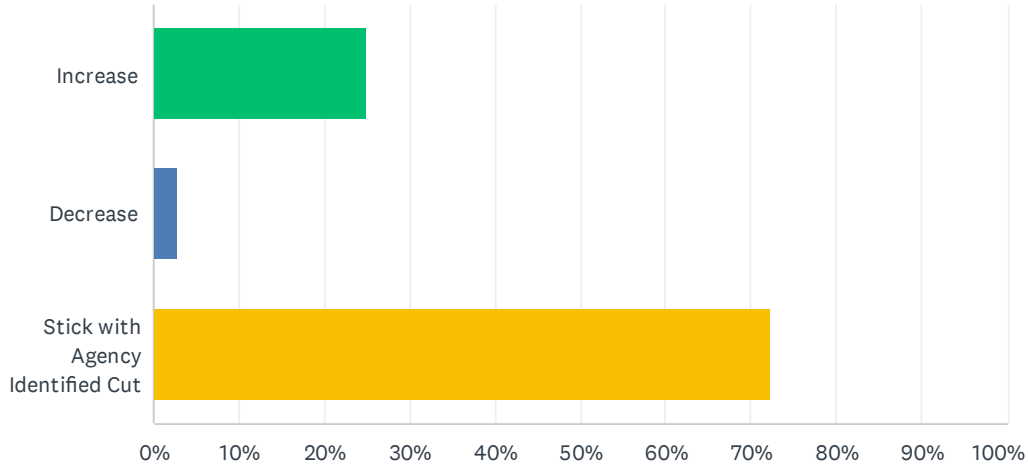


Q1 Agency 2024 Adopted Budget 2025 Agency Requests Agency 5%
 Reduction Target Agency Identified Assessor \$ 3,406,749 \$ 3,734,687 \$
 186,734 \$ 216,046

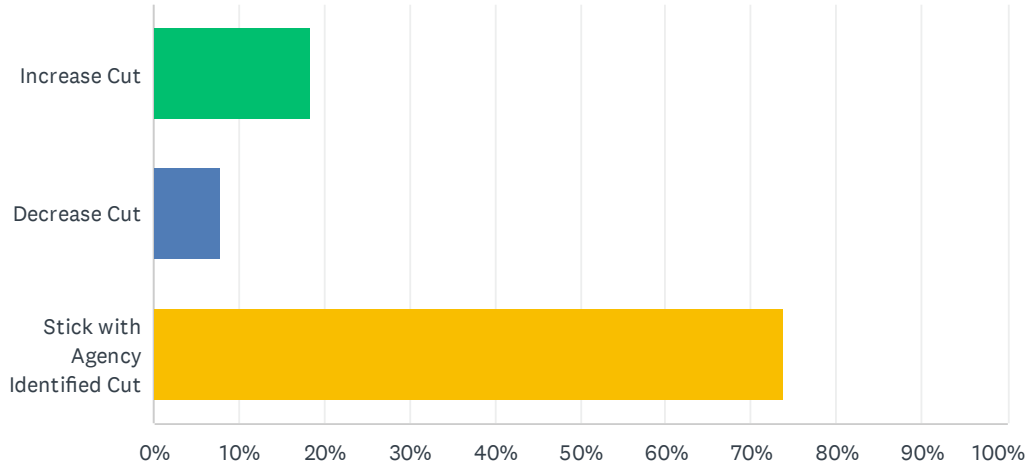
Answered: 36 Skipped: 4



ANSWER CHOICES	RESPONSES	
Increase	25.00%	9
Decrease	2.78%	1
Stick with Agency Identified Cut	72.22%	26
TOTAL		36

Q2 Agency 2024 Adopted Budget 2025 Agency Requests Agency 5%
 Reduction Target Agency Identified Attorney \$ 3,277,760 \$ 3,168,393 \$
 158,420 \$ 156,233

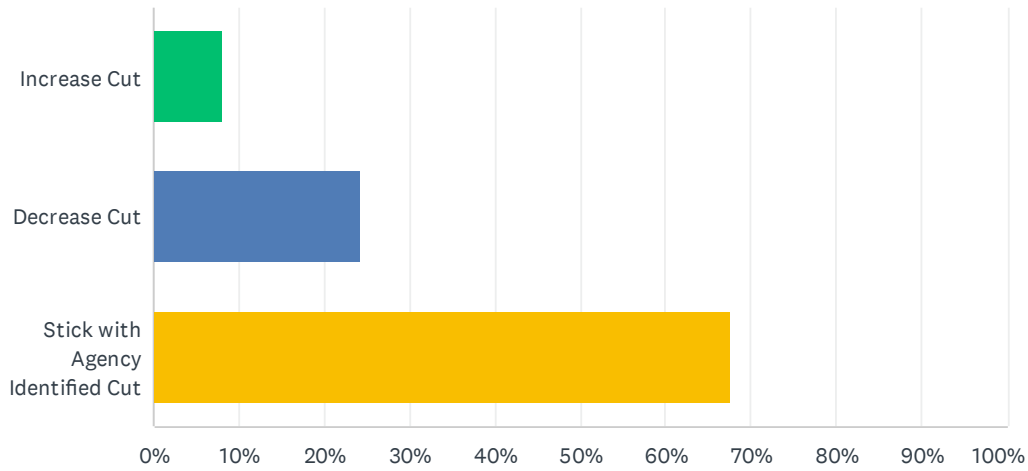
Answered: 38 Skipped: 2



ANSWER CHOICES	RESPONSES
Increase Cut	18.42% 7
Decrease Cut	7.89% 3
Stick with Agency Identified Cut	73.68% 28
TOTAL	38

Q3 Agency 2024 Adopted Budget 2025 Agency Requests Agency 5%
 Reduction Target Agency Identified Building Inspection \$ 5,630,509 \$
 5,840,168 \$ 292,008 \$ 314,647

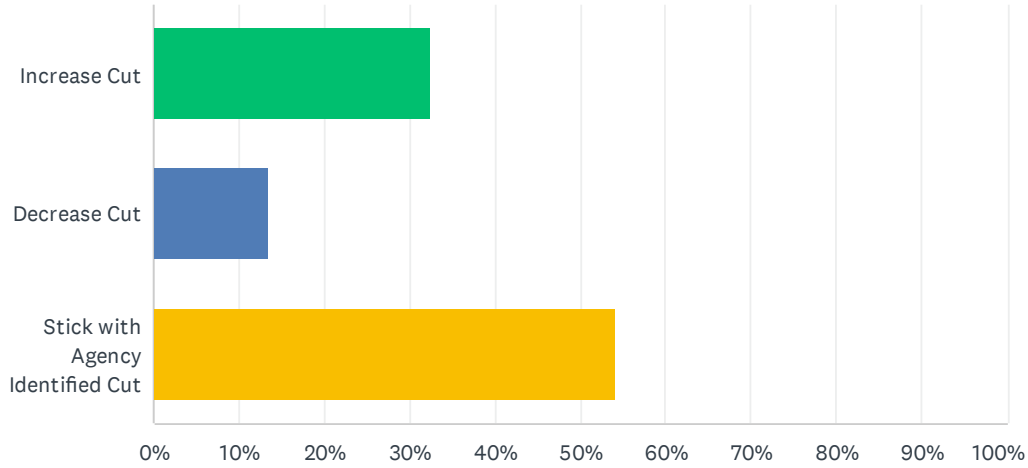
Answered: 37 Skipped: 3



ANSWER CHOICES	RESPONSES
Increase Cut	8.11% 3
Decrease Cut	24.32% 9
Stick with Agency Identified Cut	67.57% 25
TOTAL	37

Q4 Agency 2024 Adopted Budget 2025 Agency Requests Agency 5% Reduction Target Agency Identified Civil Rights \$ 2,687,389 \$ 2,672,282 \$ 133,614 \$ 133,614

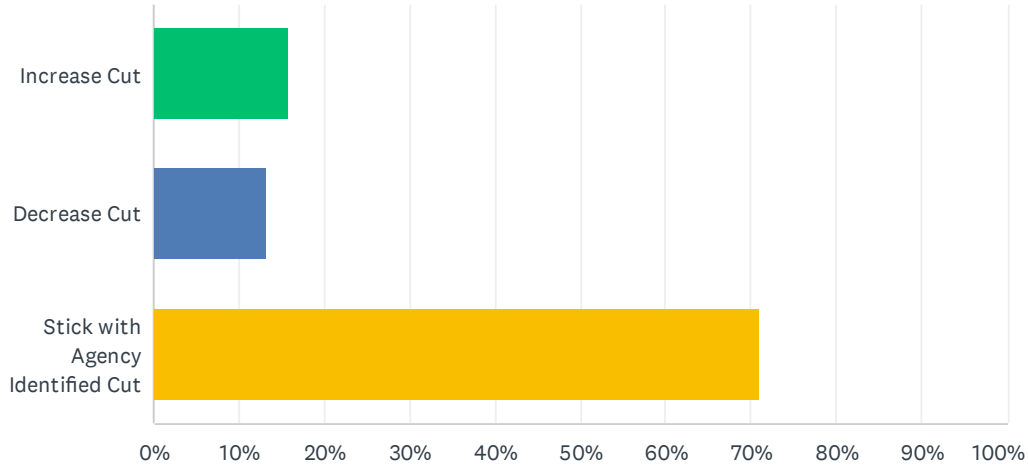
Answered: 37 Skipped: 3



ANSWER CHOICES	RESPONSES
Increase Cut	32.43% 12
Decrease Cut	13.51% 5
Stick with Agency Identified Cut	54.05% 20
TOTAL	37

Q5 Agency 2024 Adopted Budget 2025 Agency Requests Agency 5%
 Reduction Target Agency Identified Clerk \$ 3,810,472 \$ 2,645,254 \$
 132,263 \$ 149,969

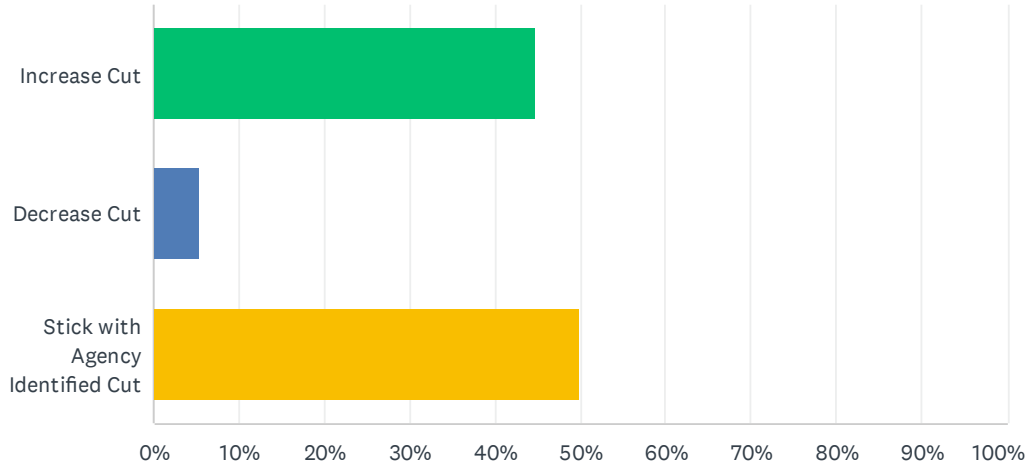
Answered: 38 Skipped: 2



ANSWER CHOICES	RESPONSES	
Increase Cut	15.79%	6
Decrease Cut	13.16%	5
Stick with Agency Identified Cut	71.05%	27
TOTAL		38

Q6 Agency 2024 Adopted Budget 2025 Agency Requests Agency 5%
 Reduction Target Agency Identified Common Council \$ 1,130,046 \$
 1,173,497 \$ 58,675 \$ 58,690

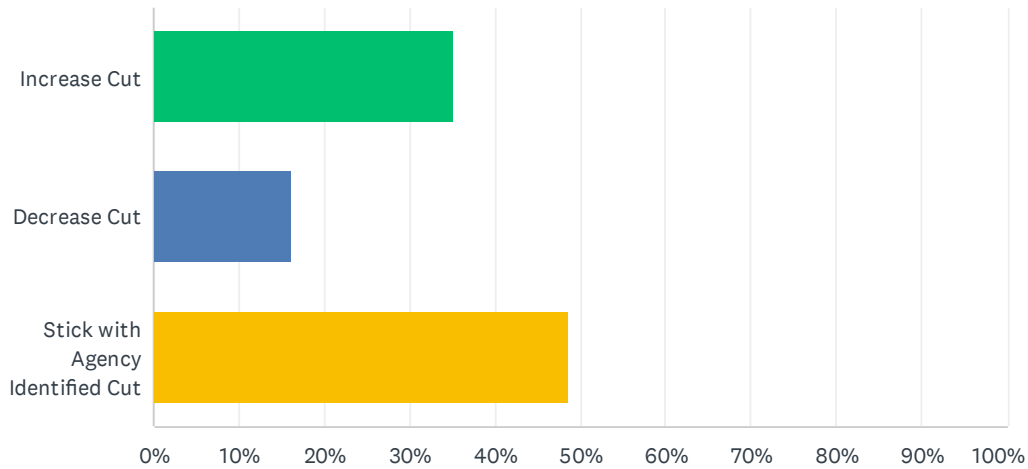
Answered: 38 Skipped: 2



ANSWER CHOICES	RESPONSES	
Increase Cut	44.74%	17
Decrease Cut	5.26%	2
Stick with Agency Identified Cut	50.00%	19
TOTAL		38

Q7 Agency 2024 Adopted Budget 2025 Agency Requests Agency 5% Reduction Target Agency Identified Community Development \$ 15,594,407 \$ 15,680,228 \$ 783,461 \$ 783,621

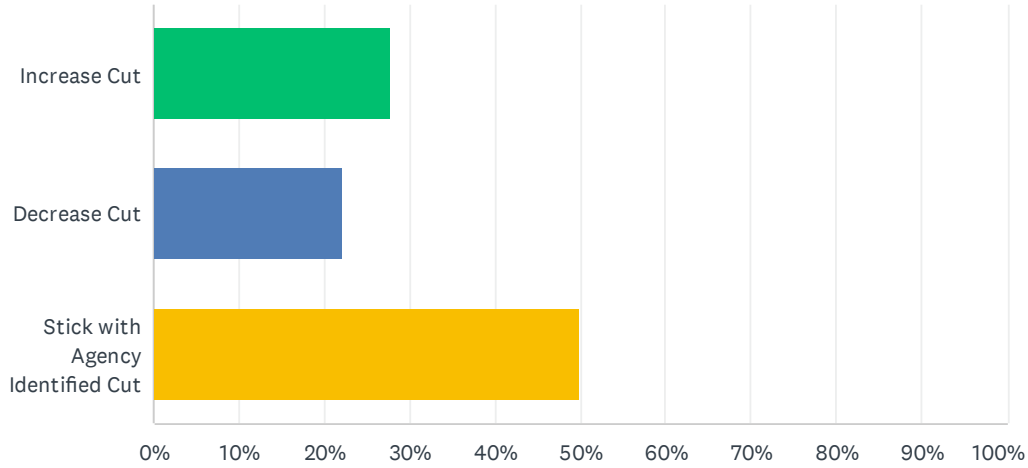
Answered: 37 Skipped: 3



ANSWER CHOICES	RESPONSES	
Increase Cut	35.14%	13
Decrease Cut	16.22%	6
Stick with Agency Identified Cut	48.65%	18
TOTAL		37

Q8 Agency 2024 Adopted Budget 2025 Agency Requests Agency 5% Reduction Target Agency Identified Economic Development \$ 2,500,710 \$ 2,595,194 \$ 129,760 \$ 132,225

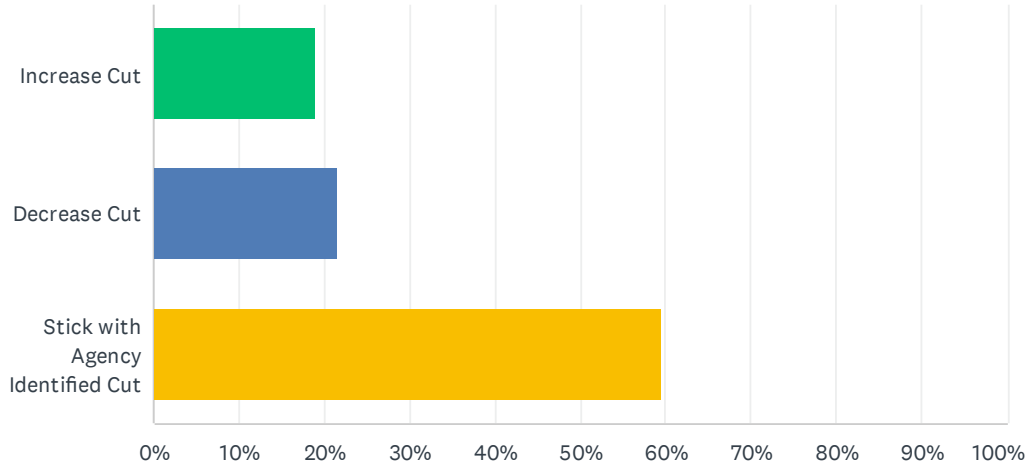
Answered: 36 Skipped: 4



ANSWER CHOICES	RESPONSES	
Increase Cut	27.78%	10
Decrease Cut	22.22%	8
Stick with Agency Identified Cut	50.00%	18
TOTAL		36

Q9 Agency 2024 Adopted Budget 2025 Agency Requests Agency 5% Reduction Target Agency Identified Employee Assistance Program \$ 502,281 \$ 483,165 \$ 24,158 \$ 27,189

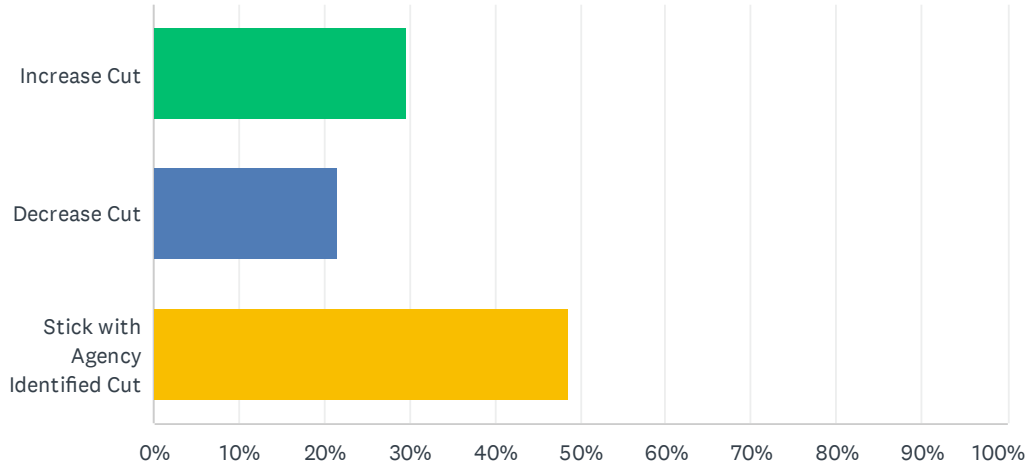
Answered: 37 Skipped: 3



ANSWER CHOICES	RESPONSES	
Increase Cut	18.92%	7
Decrease Cut	21.62%	8
Stick with Agency Identified Cut	59.46%	22
TOTAL		37

Q10 Agency 2024 Adopted Budget 2025 Agency Requests Agency 5% Reduction Target Agency Identified Engineering \$ 5,926,844 \$ 6,114,770 \$ 305,739 \$ 305,739

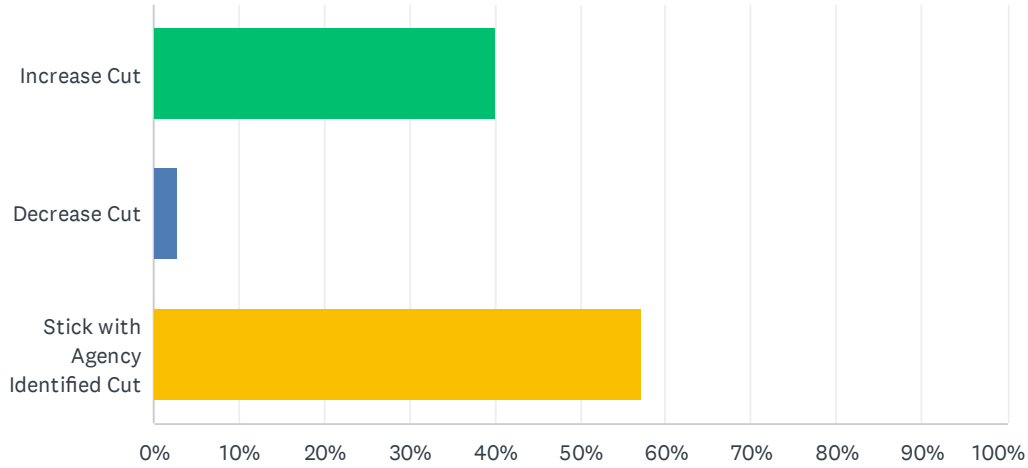
Answered: 37 Skipped: 3



ANSWER CHOICES	RESPONSES	
Increase Cut	29.73%	11
Decrease Cut	21.62%	8
Stick with Agency Identified Cut	48.65%	18
TOTAL		37

Q11 Agency 2024 Adopted Budget 2025 Agency Requests Agency 5% Reduction Target Agency Identified Finance \$ 5,333,063 \$ 6,060,340 \$ 303,017 \$ 345,533

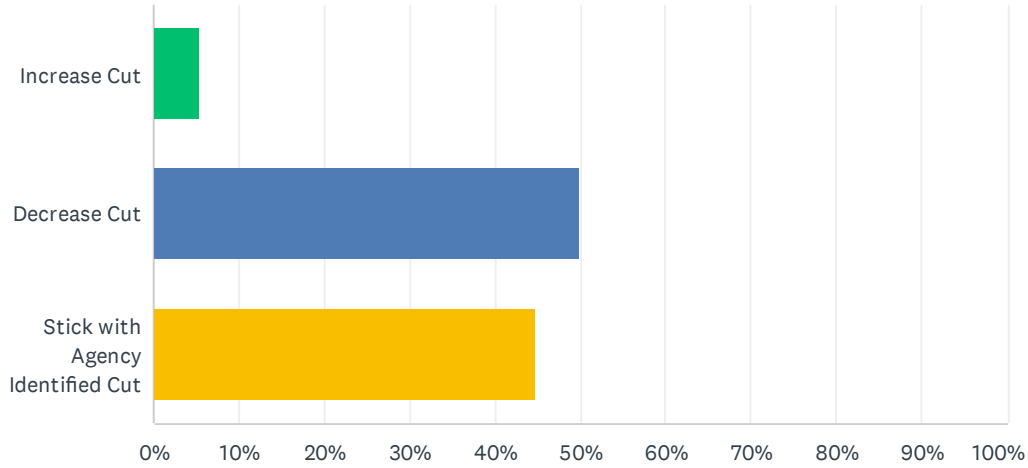
Answered: 35 Skipped: 5



ANSWER CHOICES	RESPONSES	
Increase Cut	40.00%	14
Decrease Cut	2.86%	1
Stick with Agency Identified Cut	57.14%	20
TOTAL		35

Q12 Agency 2024 Adopted Budget 2025 Agency Requests Agency 5%
 Reduction Target Agency Identified Fire \$ 70,567,692 \$ 74,432,130 \$
 3,721,606 \$ 3,731,499

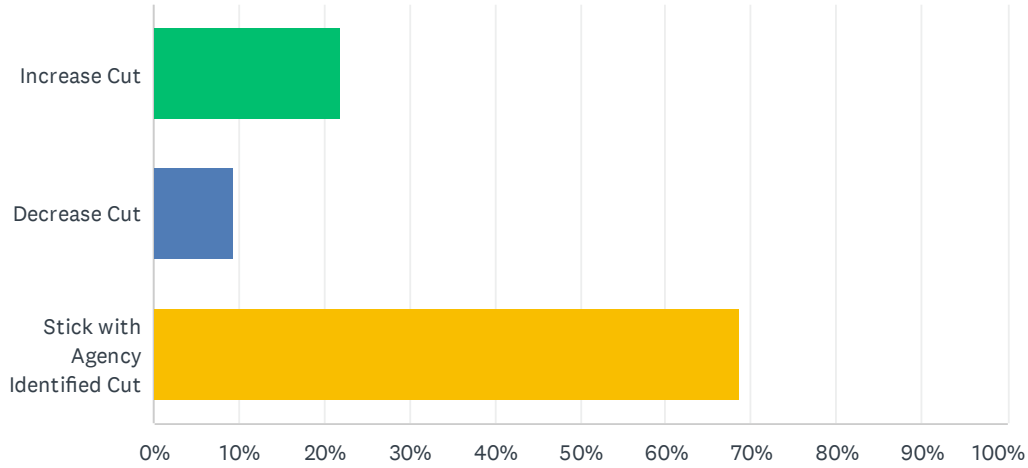
Answered: 38 Skipped: 2



ANSWER CHOICES	RESPONSES	
Increase Cut	5.26%	2
Decrease Cut	50.00%	19
Stick with Agency Identified Cut	44.74%	17
TOTAL		38

Q13 Agency 2024 Adopted Budget 2025 Agency Requests Agency 5% Reduction Target Agency Identified Fleet Service (allocated to agencies) \$ 1,154,122 \$ 1,212,190

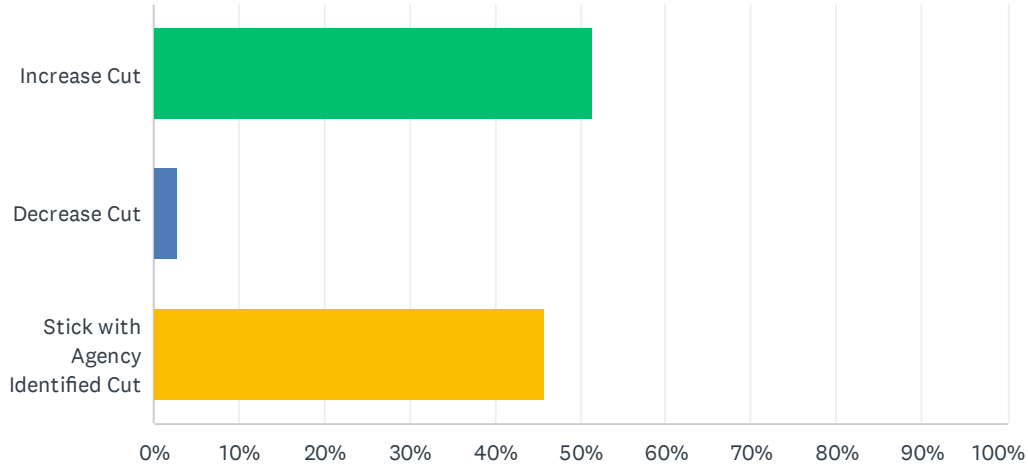
Answered: 32 Skipped: 8



ANSWER CHOICES	RESPONSES
Increase Cut	21.88% 7
Decrease Cut	9.38% 3
Stick with Agency Identified Cut	68.75% 22
TOTAL	32

Q14 Agency 2024 Adopted Budget 2025 Agency Requests Agency 5%
 Reduction Target Agency Identified Human Resources \$ 2,095,920 \$
 2,251,145 \$ 112,557 \$ 112,574

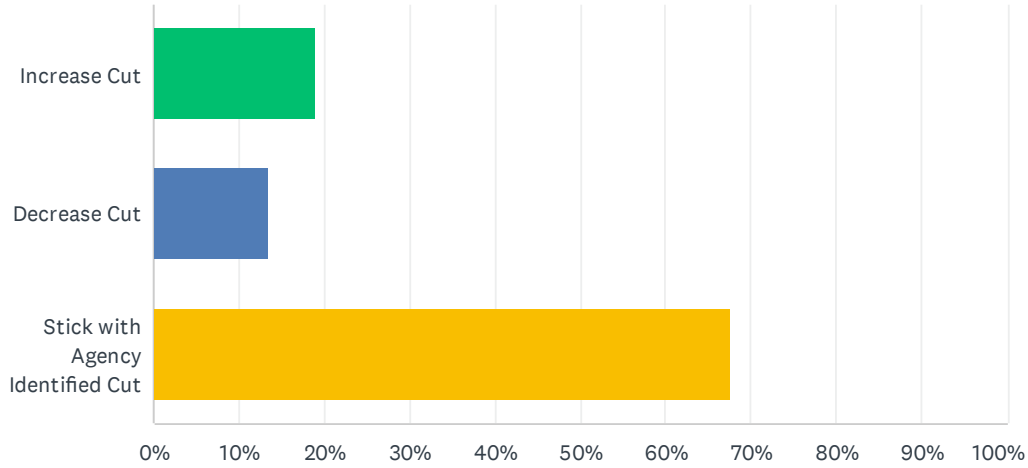
Answered: 37 Skipped: 3



ANSWER CHOICES	RESPONSES	
Increase Cut	51.35%	19
Decrease Cut	2.70%	1
Stick with Agency Identified Cut	45.95%	17
TOTAL		37

Q15 Agency 2024 Adopted Budget 2025 Agency Requests Agency 5% Reduction Target Agency Identified Information Technology \$ 9,552,148 \$ 10,920,652 \$ 546,033 \$ 559,754

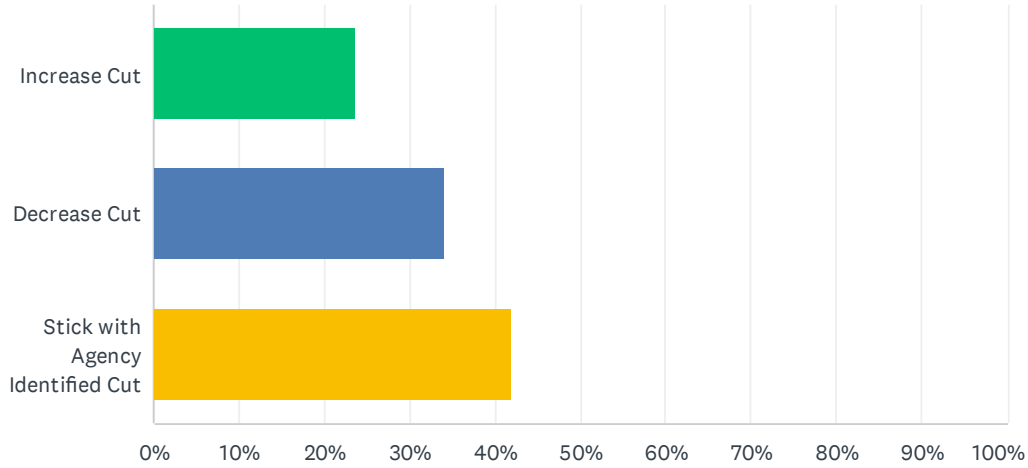
Answered: 37 Skipped: 3



ANSWER CHOICES	RESPONSES
Increase Cut	18.92% 7
Decrease Cut	13.51% 5
Stick with Agency Identified Cut	67.57% 25
TOTAL	37

Q16 Agency 2024 Adopted Budget 2025 Agency Requests Agency 5% Reduction Target Agency Identified Library \$ 20,748,477 \$ 21,773,982 \$ 1,088,699 \$ 1,088,699

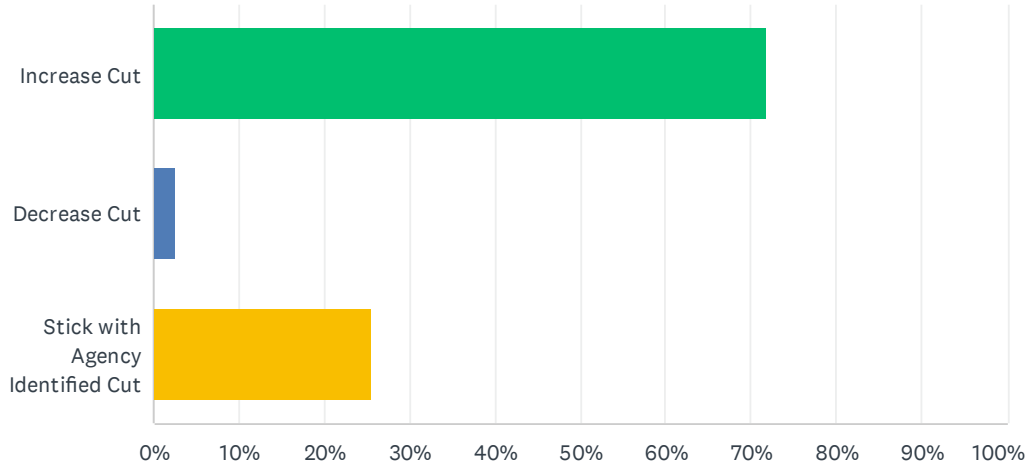
Answered: 38 Skipped: 2



ANSWER CHOICES	RESPONSES	
Increase Cut	23.68%	9
Decrease Cut	34.21%	13
Stick with Agency Identified Cut	42.11%	16
TOTAL		38

Q17 Agency 2024 Adopted Budget 2025 Agency Requests Agency 5%
 Reduction Target Agency Identified Mayor's Office \$ 1,539,364 \$
 1,476,869 \$ 73,843 \$ 153,704

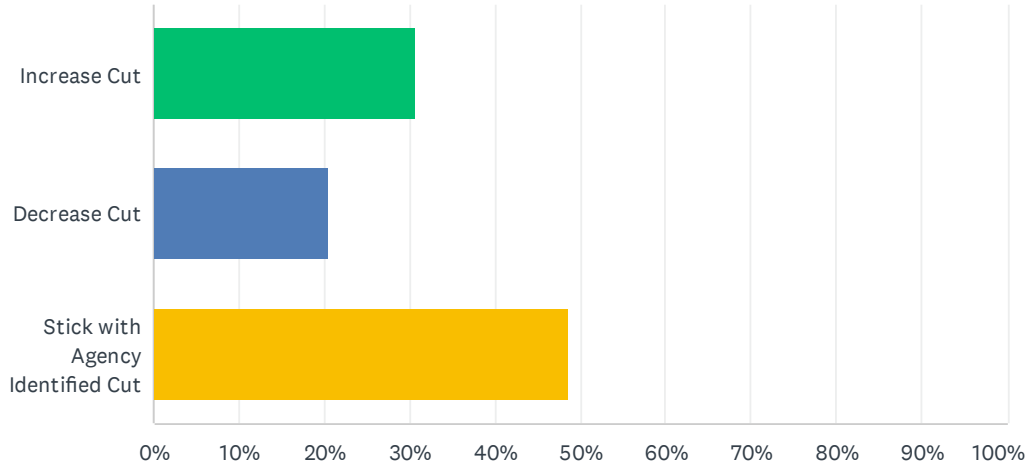
Answered: 39 Skipped: 1



ANSWER CHOICES	RESPONSES	
Increase Cut	71.79%	28
Decrease Cut	2.56%	1
Stick with Agency Identified Cut	25.64%	10
TOTAL		39

Q18 Agency 2024 Adopted Budget 2025 Agency Requests Agency 5%
 Reduction Target Agency Identified Metro Transit \$ 15,725,000 \$
 18,442,237 \$ 922,112 \$ 5,300,000

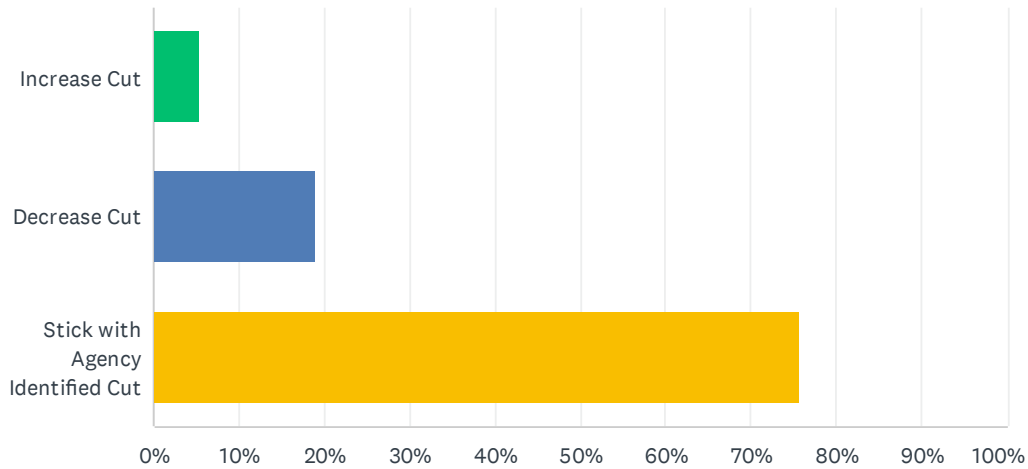
Answered: 39 Skipped: 1



ANSWER CHOICES	RESPONSES	
Increase Cut	30.77%	12
Decrease Cut	20.51%	8
Stick with Agency Identified Cut	48.72%	19
TOTAL		39

Q19 Agency 2024 Adopted Budget 2025 Agency Requests Agency 5% Reduction Target Agency Identified Municipal Court \$ 311,596 \$ 370,648 \$ 18,532 \$ 18,532

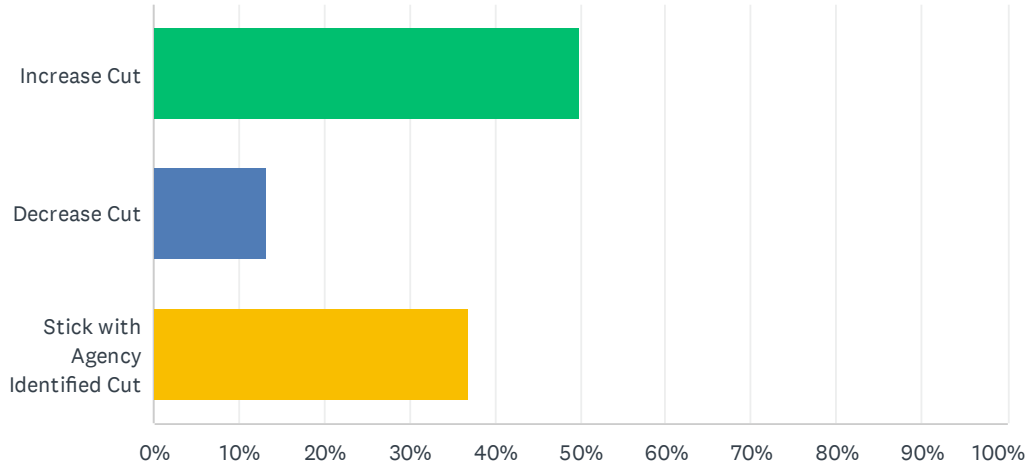
Answered: 37 Skipped: 3



ANSWER CHOICES	RESPONSES	
Increase Cut	5.41%	2
Decrease Cut	18.92%	7
Stick with Agency Identified Cut	75.68%	28
TOTAL		37

Q20 Agency 2024 Adopted Budget 2025 Agency Requests Agency 5%
 Reduction Target Agency Identified Office of Independent Monitor \$
 509,420 \$ 467,608 \$ 23,380 \$ 23,380

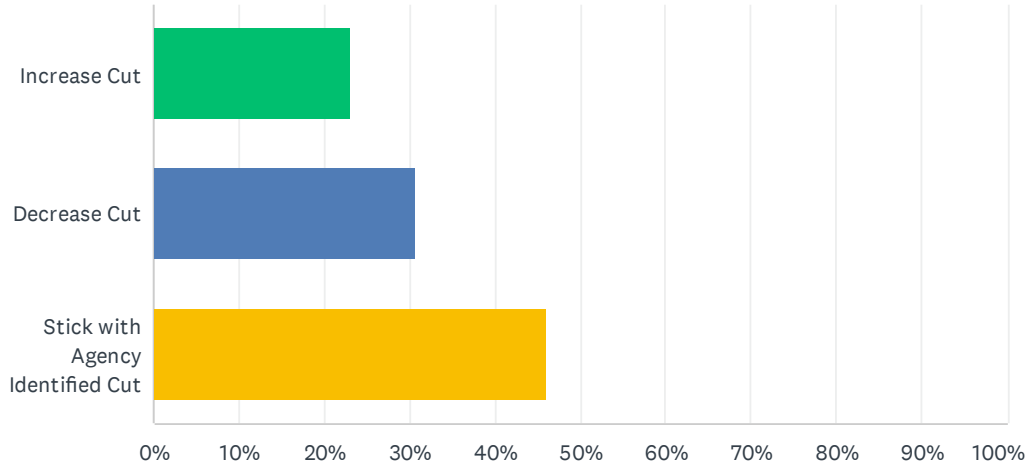
Answered: 38 Skipped: 2



ANSWER CHOICES	RESPONSES	
Increase Cut	50.00%	19
Decrease Cut	13.16%	5
Stick with Agency Identified Cut	36.84%	14
TOTAL		38

Q21 Agency 2024 Adopted Budget 2025 Agency Requests Agency 5%
 Reduction Target Agency Identified Parks \$ 16,616,412 \$ 17,929,000 \$
 888,077 \$ 888,077

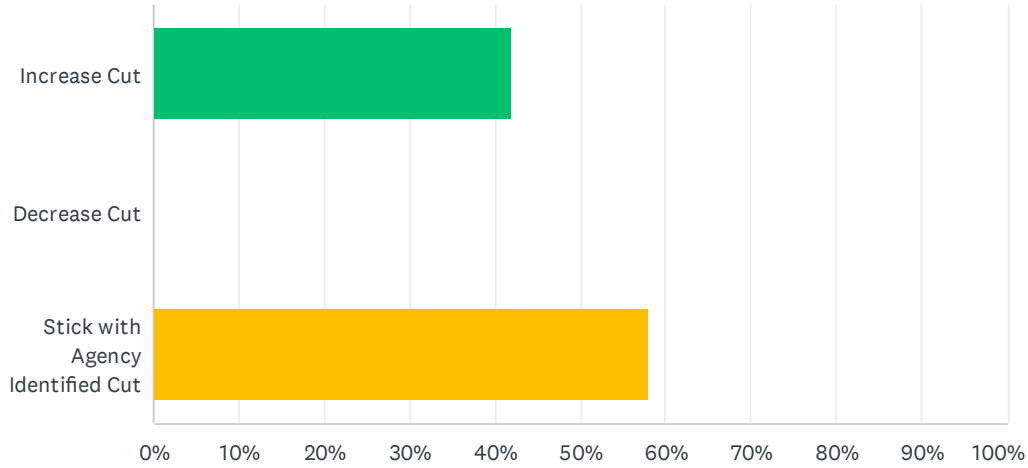
Answered: 39 Skipped: 1



ANSWER CHOICES	RESPONSES	
Increase Cut	23.08%	9
Decrease Cut	30.77%	12
Stick with Agency Identified Cut	46.15%	18
TOTAL		39

Q22 Agency 2024 Adopted Budget 2025 Agency Requests Agency 5%
 Reduction Target Agency Identified PCED Office of Director \$ 703,296 \$
 716,436 \$ 35,822 \$ 36,000

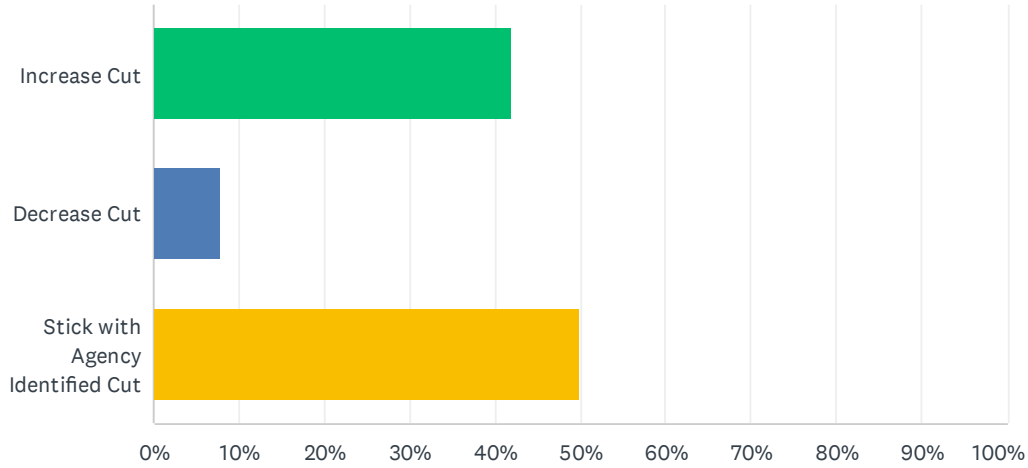
Answered: 31 Skipped: 9



ANSWER CHOICES	RESPONSES	
Increase Cut	41.94%	13
Decrease Cut	0.00%	0
Stick with Agency Identified Cut	58.06%	18
TOTAL		31

Q23 Agency 2024 Adopted Budget 2025 Agency Requests Agency 5%
 Reduction Target Agency Identified Planning \$ 3,922,356 \$ 3,978,005 \$
 198,900 \$ 323,000

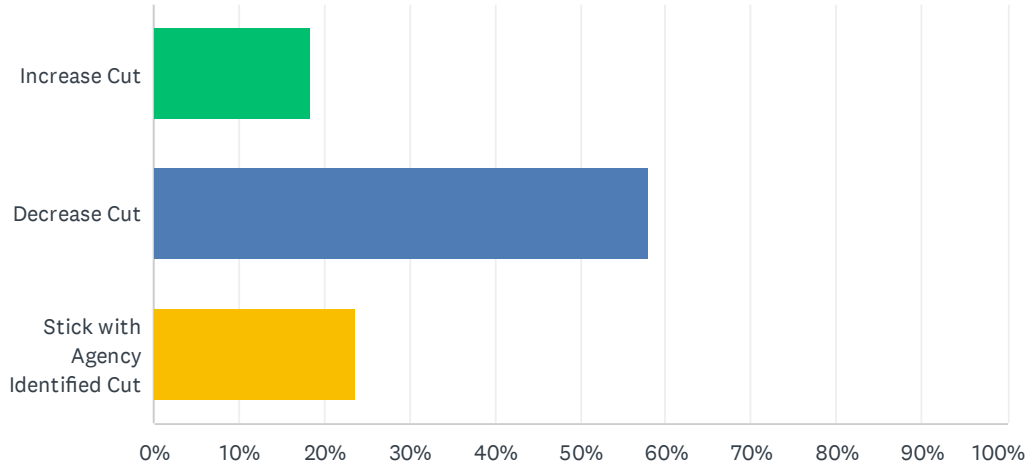
Answered: 38 Skipped: 2



ANSWER CHOICES	RESPONSES	
Increase Cut	42.11%	16
Decrease Cut	7.89%	3
Stick with Agency Identified Cut	50.00%	19
TOTAL		38

Q24 Agency 2024 Adopted Budget 2025 Agency Requests Agency 5% Reduction Target Agency Identified Police \$ 91,033,353 \$ 95,222,141 \$ 4,761,107 \$ 4,761,107

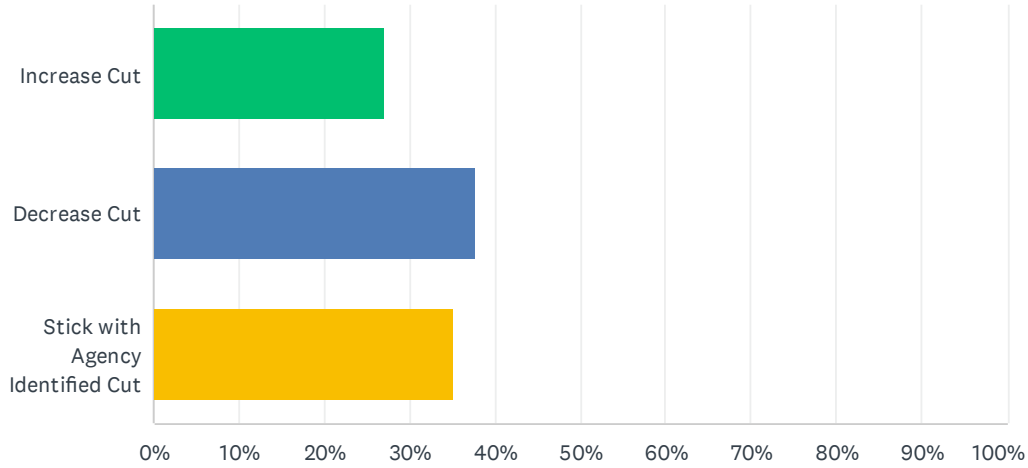
Answered: 38 Skipped: 2



ANSWER CHOICES	RESPONSES
Increase Cut	18.42% 7
Decrease Cut	57.89% 22
Stick with Agency Identified Cut	23.68% 9
TOTAL	38

Q25 Agency 2024 Adopted Budget 2025 Agency Requests Agency 5%
 Reduction Target Agency Identified Public Health Madison/Dane \$
 10,316,892 \$ 10,855,252 \$ 542,763 \$ 548,672

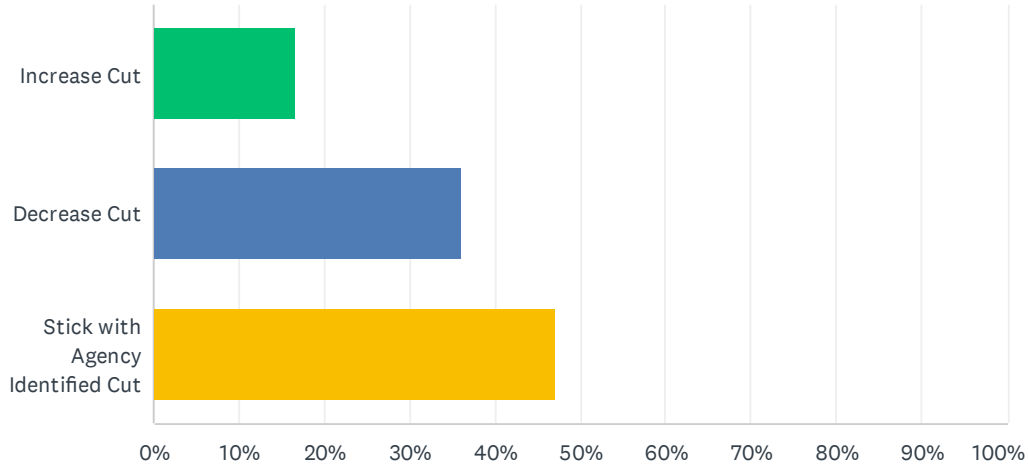
Answered: 37 Skipped: 3



ANSWER CHOICES	RESPONSES	
Increase Cut	27.03%	10
Decrease Cut	37.84%	14
Stick with Agency Identified Cut	35.14%	13
TOTAL		37

Q26 Agency 2024 Adopted Budget 2025 Agency Requests Agency 5%
 Reduction Target Agency Identified Streets \$ 27,567,351 \$ 29,008,295 \$
 1,450,415 \$ 1,450,415

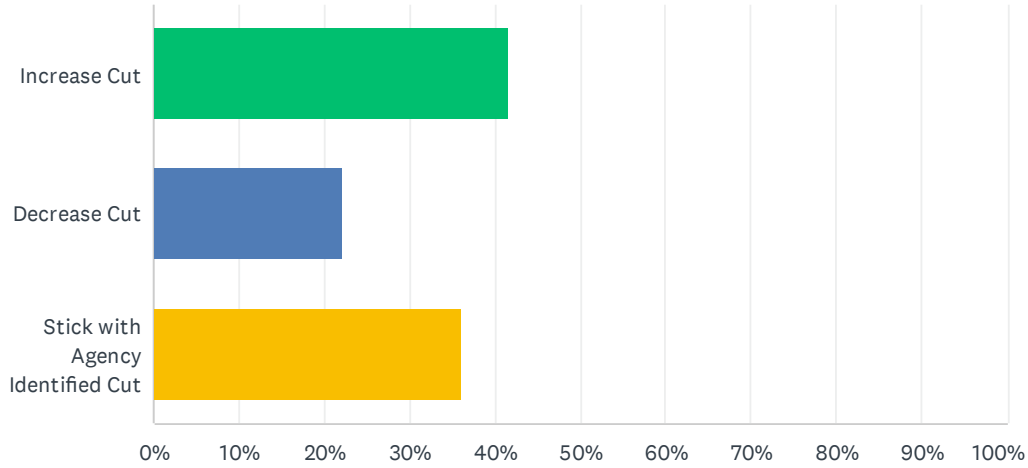
Answered: 36 Skipped: 4



ANSWER CHOICES	RESPONSES	
Increase Cut	16.67%	6
Decrease Cut	36.11%	13
Stick with Agency Identified Cut	47.22%	17
TOTAL		36

Q27 Agency 2024 Adopted Budget 2025 Agency Requests Agency 5%
 Reduction Target Agency Identified Traffic Engineering \$ 9,796,878 \$
 10,371,959 \$ 518,598 \$ 518,598

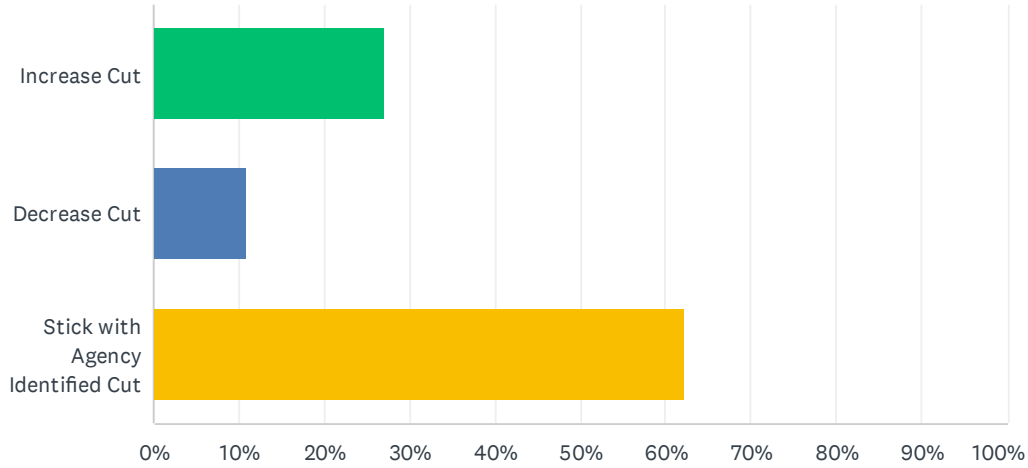
Answered: 36 Skipped: 4



ANSWER CHOICES	RESPONSES	
Increase Cut	41.67%	15
Decrease Cut	22.22%	8
Stick with Agency Identified Cut	36.11%	13
TOTAL		36

Q28 Agency 2024 Adopted Budget 2025 Agency Requests Agency 5%
 Reduction Target Agency Identified Transportation \$ 606,048 \$ 700,347 \$
 35,017 \$ 97,480

Answered: 37 Skipped: 3



ANSWER CHOICES	RESPONSES	
Increase Cut	27.03%	10
Decrease Cut	10.81%	4
Stick with Agency Identified Cut	62.16%	23
TOTAL		37