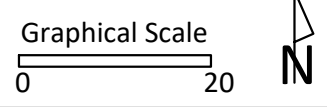


City of Madison  
 Department of Public Works  
**PARKS DIVISION**  
 330 E. Lakeside St.  
 Madison, WI 53715



PROJECT:  
**ONTARIO PARK  
 PLAYGROUND  
 IMPROVEMENTS**

PROJECT ADDRESS:  
**ONTARIO PARK  
 MADISON, WI**

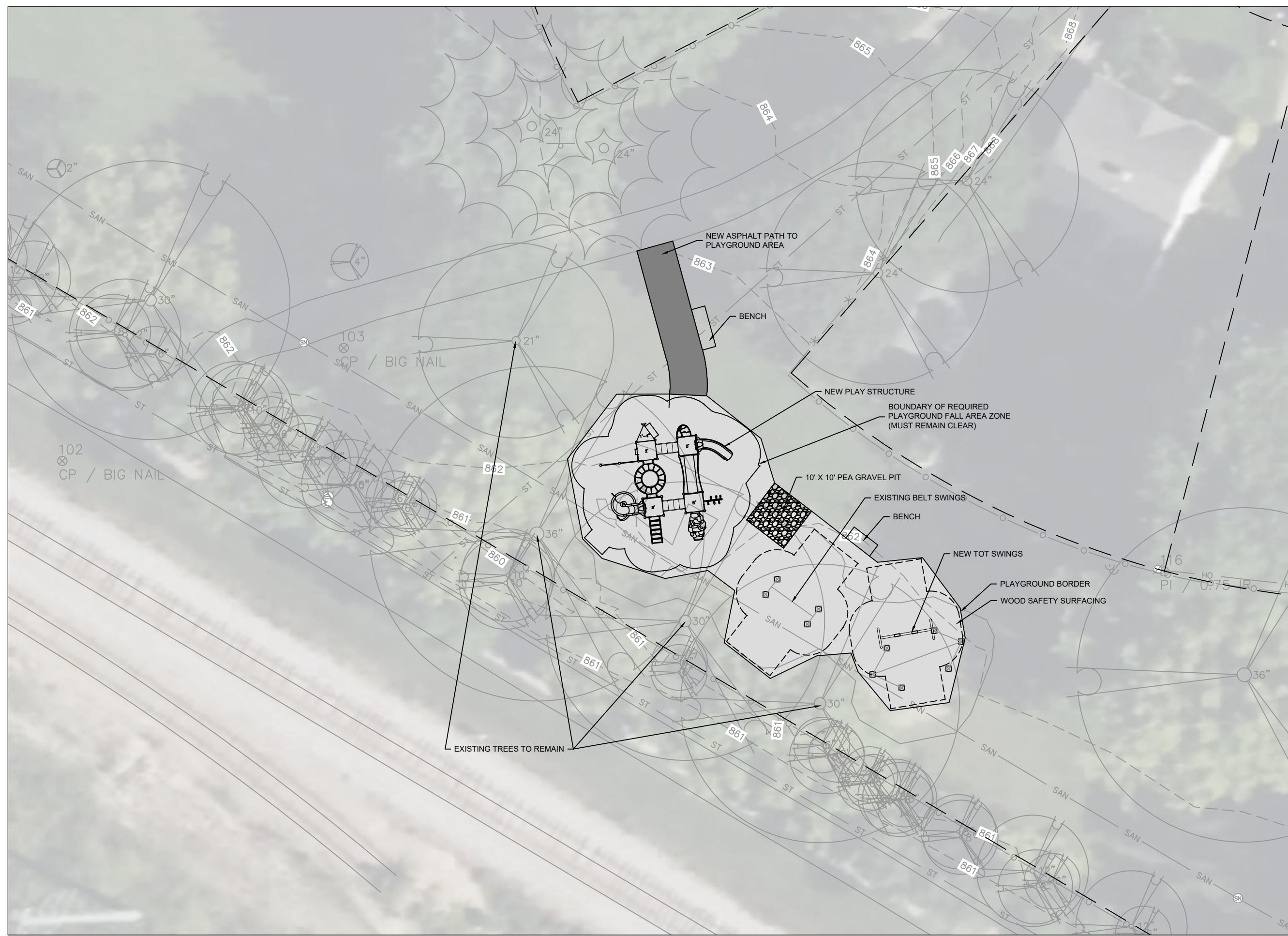
Although every effort has been made in preparing these plans and checking them for accuracy, the contractor and subcontractors must check all details and dimensions of their trade and be responsible for the same.

ITEM	DATE
DRAWN BY: AK	03-04-2025

PUBLIC WORKS PROJECT #:  
**XXXX**

SHEET TITLE:  
**SITE PLAN**

SHEET NUMBER:



LADDER LOOP

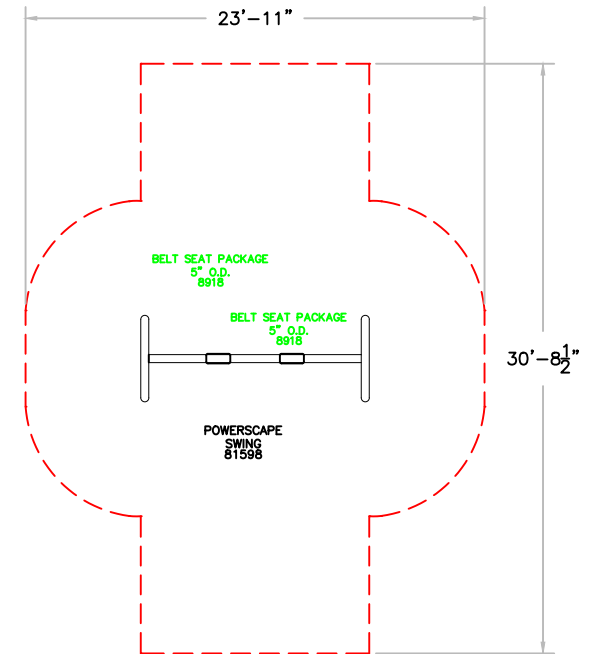
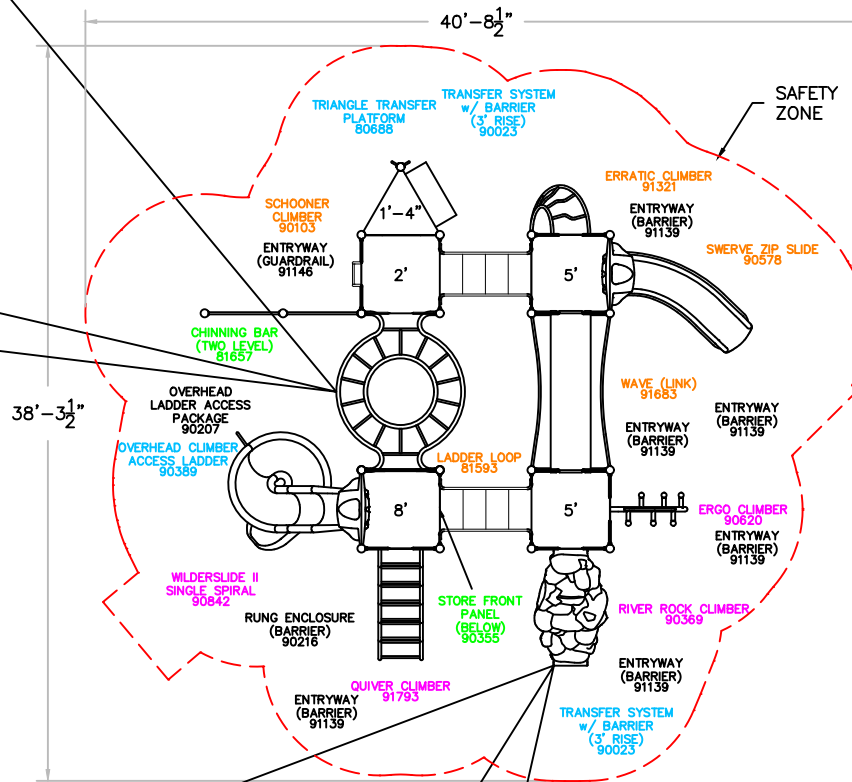


ESTIMATED NUMBER OF PLAYERS: ~33  
DIMENSIONS SHOW MINIMUM AREA REQUIRED

ADA REQUIREMENTS FOR STRUCTURE AGES 5-12 YEARS OLD

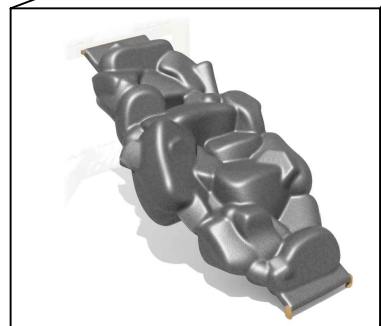
TOTAL NUMBER OF ELEVATED PLAY COMPONENTS	IN PLAN	9	REQ'D.	5
TOTAL EVENTS ACCESSIBLE VIA TRANSFER	IN PLAN	5	REQ'D.	0
TOTAL ACCESSIBLE EVENTS VIA RAMP	IN PLAN	0	REQ'D.	3
TOTAL ACCESSIBLE GROUND LEVEL EVENTS	IN PLAN	4	REQ'D.	3
DIFFERENT TYPES OF GROUND LEVEL EVENTS	IN PLAN	3	REQ'D.	3

THIS PLAYGROUND MEETS ALL CURRENT ADA REQUIREMENTS & THE FINAL RULE ABOVE CHART/INFO IS APPLICABLE WHEN USING AN ACCESSIBLE SAFETY SURFACE



While it is our intention to install your playground in a safe and timely manner, our success relies on your preparedness. Site preparation and grading to be performed by others and prior to installation. Slope within the play area(s) shall not exceed 1% to ensure a successful installation and a compliant playground. Drain tile systems other than within 4' of the perimeter along drain aggregate base material may require installing after the installation of the play equipment and must be coordinated with installation of safety surface materials. Failure to prepare site(s) to these expectations may result in additional charges if installer is required to re-mobilize. Please contact MN WI Playground if you have any questions.

Maximum depth of safety surface and drain aggregate base should not exceed an 18" depth and shall not be installed until play equipment has been installed.



RIVER ROCK CLIMBER

0 10 20 40

SCALE IN FEET

ACCESSIBILITY KEY

- TRANSFER ACCESSIBLE = ORANGE
- GROUND ACCESSIBLE = GREEN
- ELEVATED NOT ACCESSIBLE = MAGENTA
- NON PARTICIPATING = BLACK
- RAMP ACCESSIBLE = RED
- ACCESS ROUTE = BLUE

Please Initial & Sign the Final Top View:





A PLAYCORE Company



# ONTARIO PARK - OPT A

Madison, WI D11946H2



Images are a representation only.  
Actual product may vary.

Uprights: Sky Blue  
Accent: Azure  
Roto Plastic: Beige  
Rock: Deep Granite  
Decks: Brown



**ONTARIO PARK - OPT A**  
Madison, WI D11946H2







A PLAYCORE Company



# ONTARIO PARK - OPT A

Madison, WI D11946H2



Images are a representation only.  
Actual product may vary.



A PLAYCORE Company

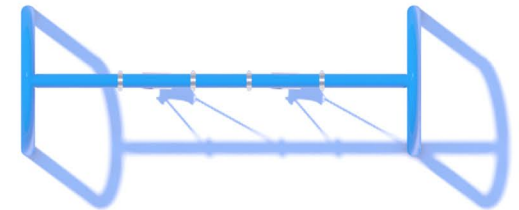
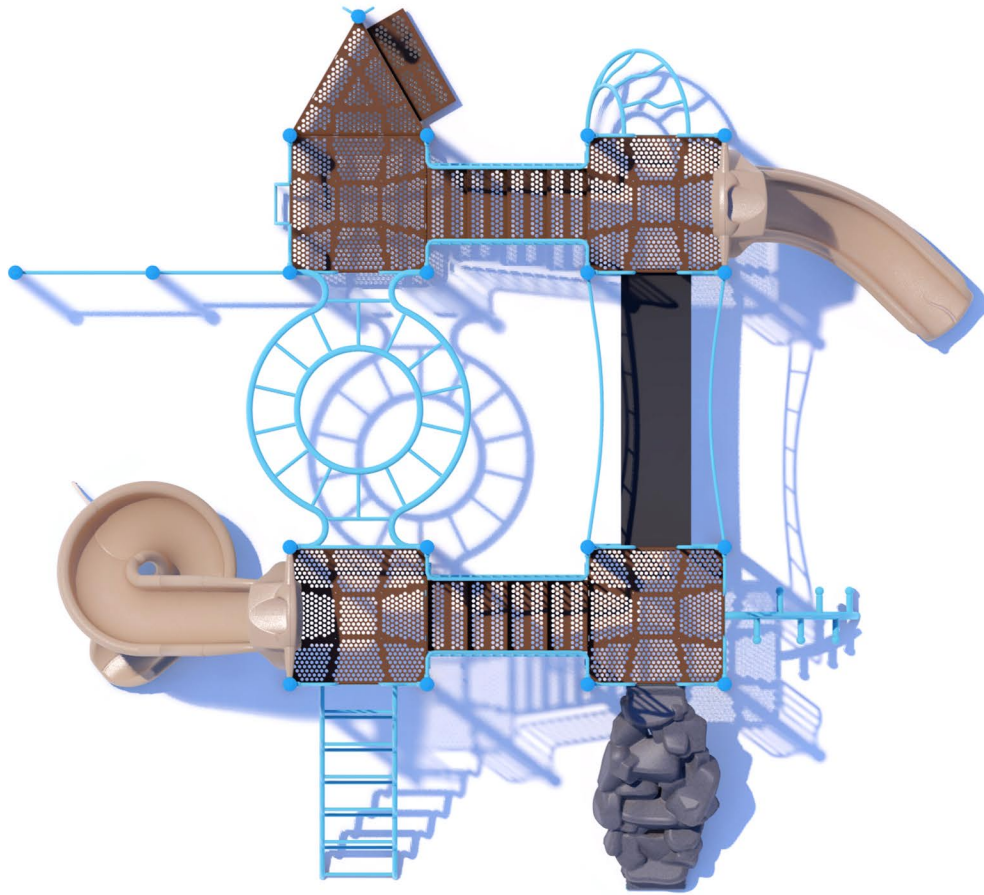


# ONTARIO PARK - OPT A

Madison, WI D11946H2







# ONTARIO PARK - OPT A

Madison, WI D11946H2

