

PROJECT:

*PORTLAND PARK
 PLAYGROUND
 IMPROVEMENTS*

PROJECT ADDRESS:

*PORTLAND PARK
 MADISON, WI*

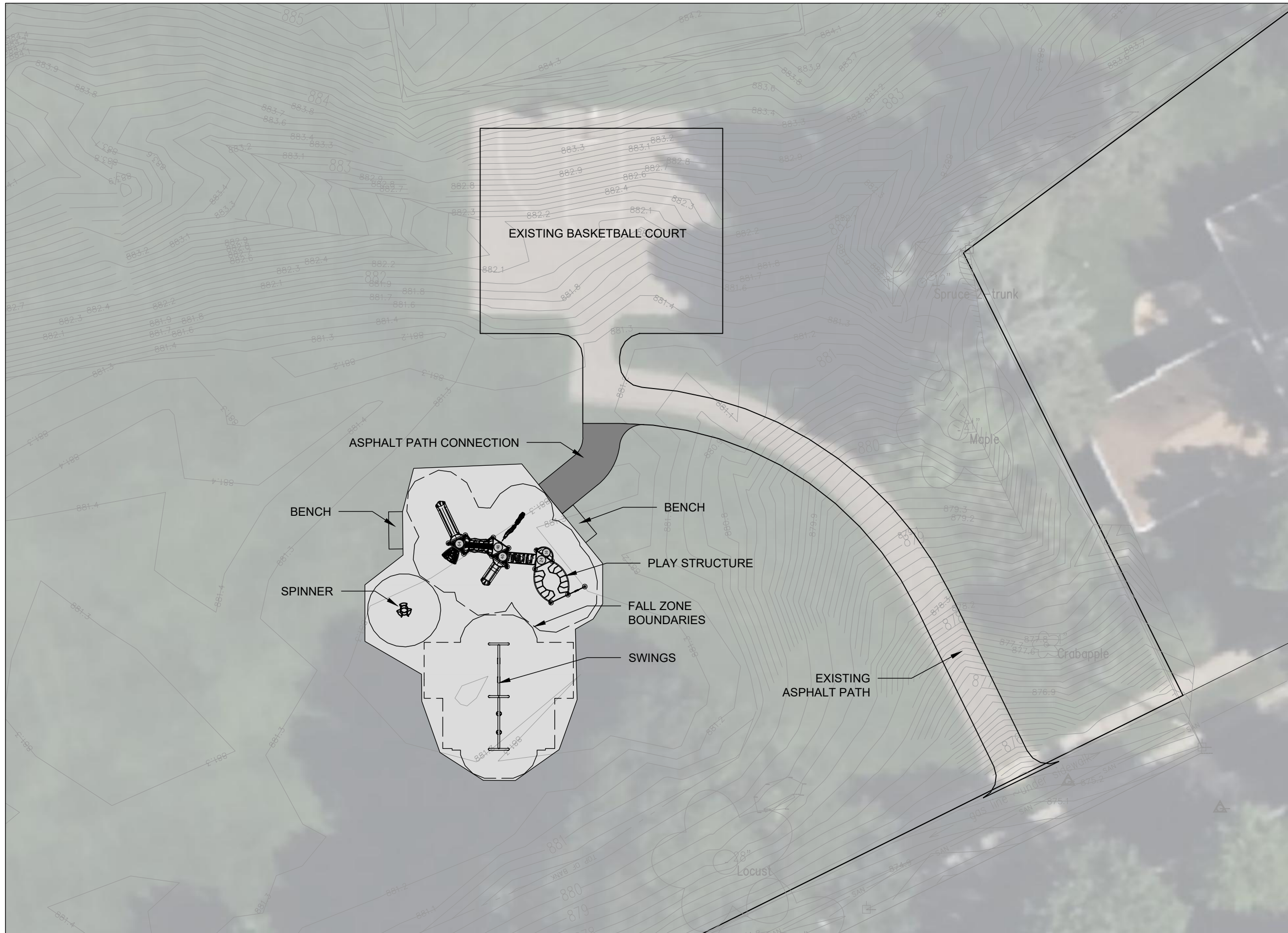
Although every effort has been made in preparing these plans and checking them for accuracy, the contractor and subcontractors must check all details and dimensions of their trade and be responsible for the same.

| ITEM | DATE |
|--------------|------------|
| DRAWN BY: AK | 2025-03-05 |
| | |
| | |
| | |
| | |

PUBLIC WORKS PROJECT #:
XXXX

SHEET TITLE:
SITE PLAN

SHEET NUMBER:



PORTLAND PARK - MADISON






Color Key

- Sky
- Tan
- Olive

PORTLAND PARK - MADISON



| Color Key | |
|---|-------|
|  | Sky |
|  | Tan |
|  | Olive |

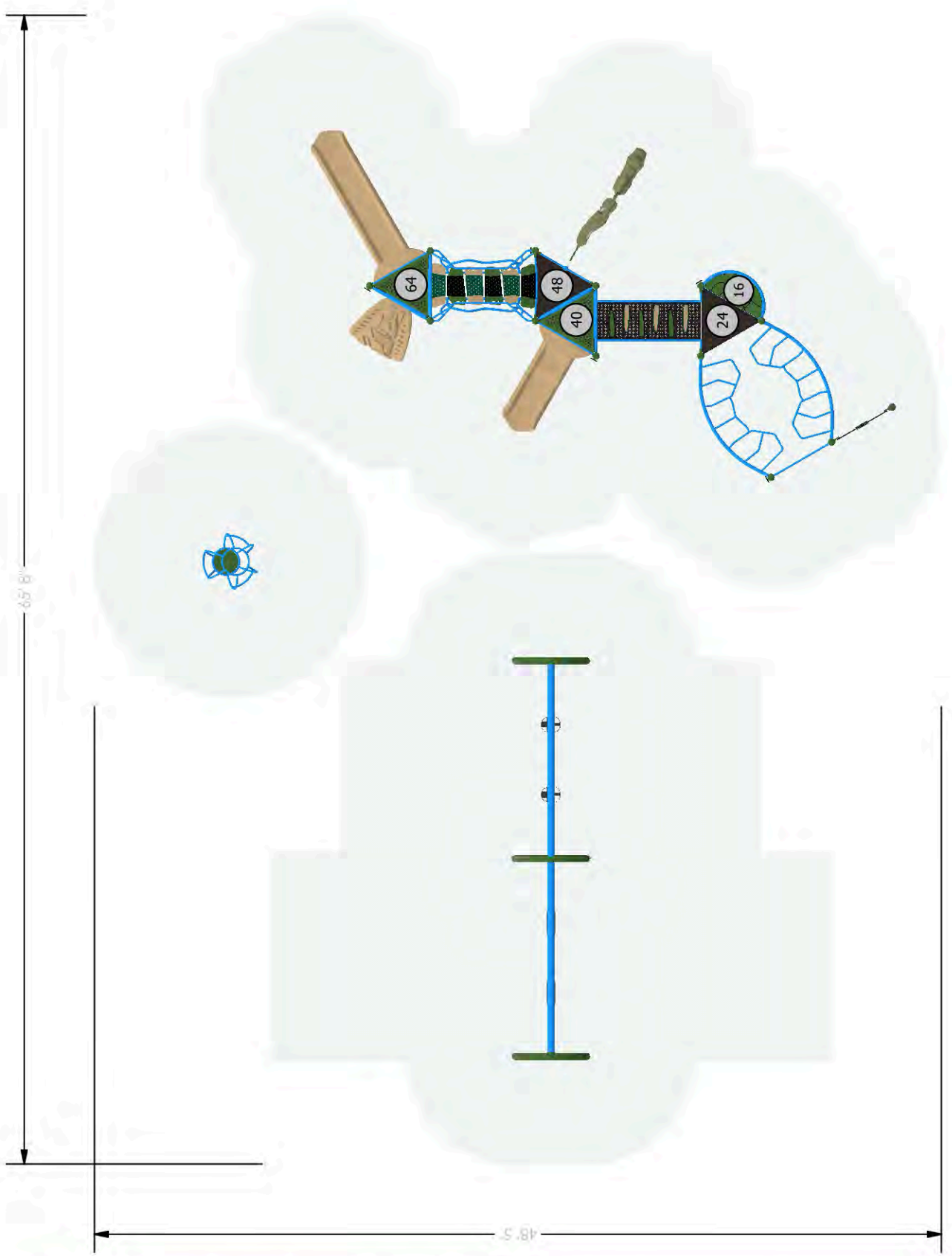
OPTION #1-3

PORTLAND PARK - MADISON



Color Key

- Sky
- Tan
- Olive



The use and layout of play components identified in this plan conform to the CPSC guidelines. U.S. CPSC recommends the separation of age groups in playground layouts.

| TOTAL EVENTS | PLAYGROUND ACCESSIBILITY (Provided/Required) | | | | TYPES OF GROUND EVENTS |
|--------------|--|----------------------------|------------------------|---------------|------------------------|
| | ELEVATED EVENTS | TRANSFER ACCESSIBLE EVENTS | RAMP ACCESSIBLE EVENTS | GROUND EVENTS | |
| 24 | 9 / 5 | 6 / 0 | 0 / 0 | 17 / 3 | 5 / 3 |

OVERALL BOUNDING OF USE ZONES
 Area: 3177.6 sq. ft.
 Perimeter: 228.1 ft.
STRUCTURE SIZE: 48' 5" x 65' 8"
POST SIZE(S): 5"

**The space requirements shown here are to ASTM standards. Requirements for other standards may be different.

SERIES LINE: Burke Basics | Nucleus | Intensity | RockIt

SITE PLAN VIEW

GROUP:
Playground | Swings

Portland Park - Madison
Madison, WI 53714

02/27/2025

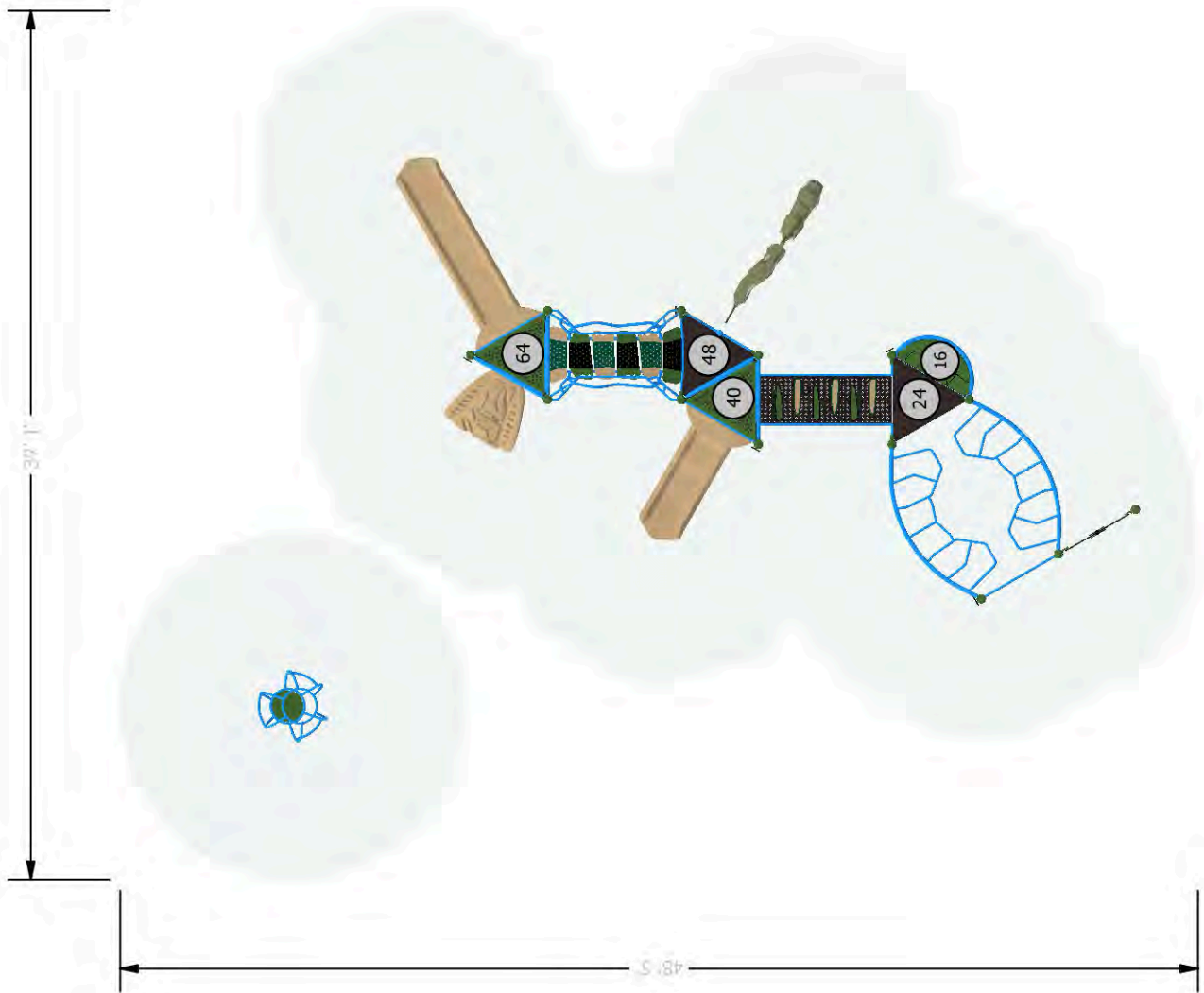
DESIGNED FOR AGES:
5 to 12



Lee Recreation, LLC
Portland Park - Madison - Option 1-3

Designer: Ryan Lee

Warning: Accessible safety surfacing material is required beneath and around this equipment that is compliant with ASTM, CPSC, and ADAAG requirements.



The use and layout of play components identified in this plan conform to the CPSC guidelines. U.S. CPSC recommends the separation of age groups in playground layouts.

| PLAYGROUND ACCESSIBILITY (Provided/Required) | | | | |
|--|-----------------|----------------------------|------------------------|---------------|
| TOTAL EVENTS | ELEVATED EVENTS | TRANSFER ACCESSIBLE EVENTS | RAMP ACCESSIBLE EVENTS | GROUND EVENTS |
| 24 | 9 / 5 | 6 / 0 | 0 / 0 | 17 / 3 |
| | | | | 5 / 3 |

OVERALL BOUNDING OF USE ZONES
 Area: 3177.6 sq. ft.
 Perimeter: 228.1 ft.
STRUCTURE SIZE: 48' 5" x 65' 8"
POST SIZE(S): 5"

**The space requirements shown here are to ASTM standards. Requirements for other standards may be different.

Warning: Accessible safety surfacing material is required beneath and around this equipment that is compliant with ASTM, CPSC, and ADAAG requirements.

SERIES LINE: Nucleus | Intensity | Burke Basics | RockIt

SITE PLAN VIEW

GROUP:
Playground

Portland Park - Madison
Madison, WI 53714

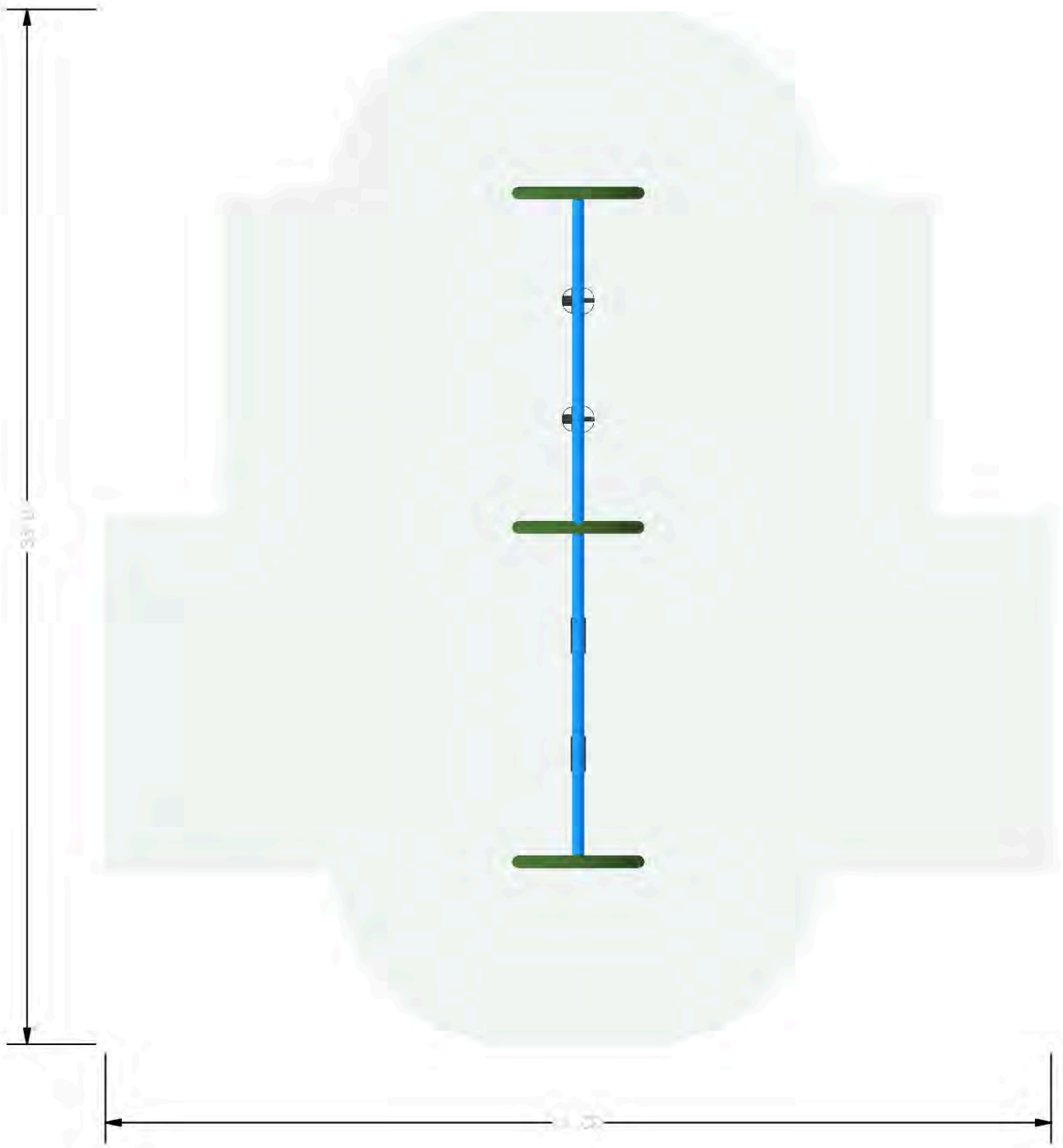
02/27/2025

DESIGNED FOR AGES:
5 to 12



Lee Recreation, LLC
Portland Park - Madison - Option 1-3

Designer: Ryan Lee



The use and layout of play components identified in this plan conform to the CPSC guidelines. U.S. CPSC recommends the separation of age groups in playground layouts.

| TOTAL EVENTS | PLAYGROUND ACCESSIBILITY (Provided/Required) | | | | TYPES OF GROUND EVENTS |
|--------------|--|----------------------------|------------------------|---------------|------------------------|
| | ELEVATED EVENTS | TRANSFER ACCESSIBLE EVENTS | RAMP ACCESSIBLE EVENTS | GROUND EVENTS | |
| 24 | 9 / 5 | 6 / 0 | 0 / 0 | 17 / 3 | 5 / 3 |

OVERALL BOUNDING OF USE ZONES
 Area: 3177.6 sq. ft.
 Perimeter: 228.1 ft.
STRUCTURE SIZE: 48' 5" x 65' 8"
POST SIZE(S): 5"

**The space requirements shown here are to ASTM standards. Requirements for other standards may be different.

SERIES LINE: Burke Basics

SITE PLAN VIEW

GROUP:
Swings

Portland Park - Madison
Madison, WI 53714

02/27/2025

DESIGNED FOR AGES:
5 to 12

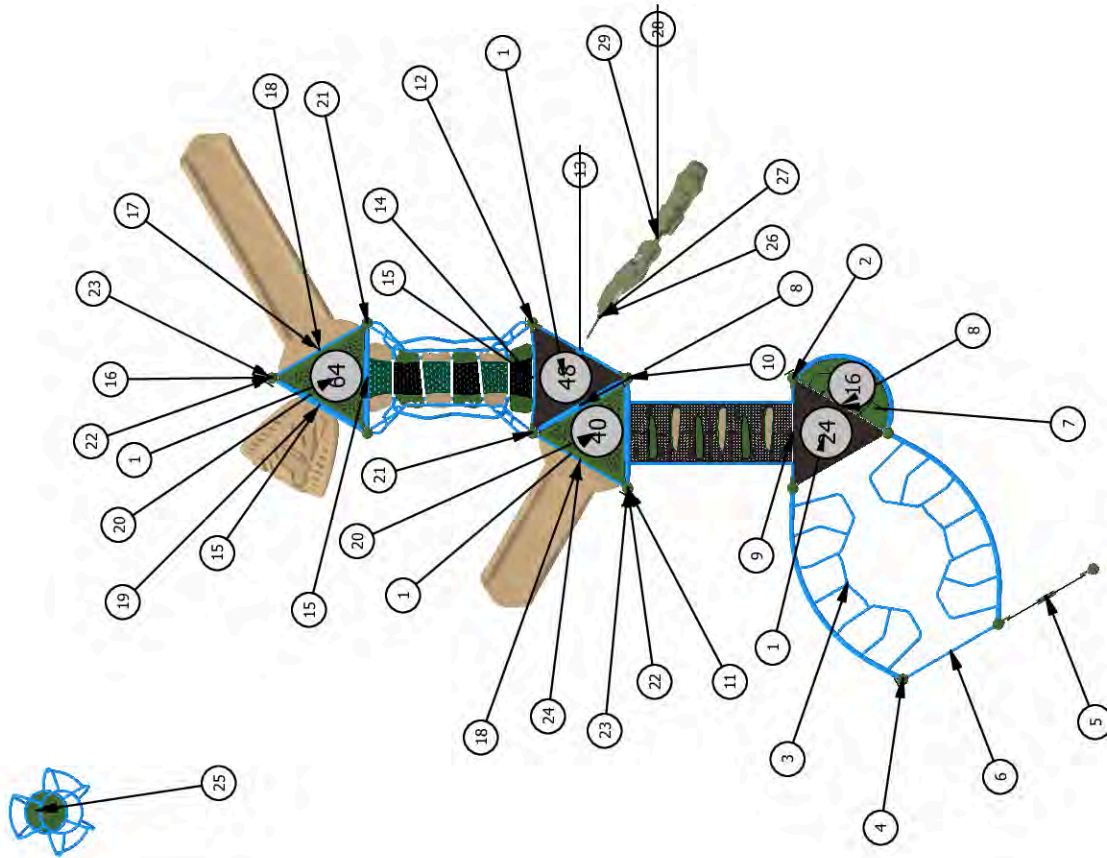


Lee Recreation, LLC
Portland Park - Madison - Option 1-3

Designer: Ryan Lee

Warning: Accessible safety surfacing material is required beneath and around this equipment that is compliant with ASTM, CPSC, and ADAAG requirements.

| ITEM | COMP. | DESCRIPTION |
|------|----------|--|
| 1 | 270-0129 | TRIANGLE PLATFORM |
| 2 | 570-2722 | PETALS POST MOUNTED SPINNER |
| 3 | 370-1684 | ROUND-A-BOUT, NUCLEUS |
| 4 | 570-2721 | DOTS POST MOUNTED SPINNER |
| 5 | 570-2718 | SEEK'N'FIND 2-SIDED PLAY PANEL, BELOW PLATFORM |
| 6 | 370-0247 | END RUNGS |
| 7 | 470-0075 | CRESCENT PLATFORM |
| 8 | 270-0009 | 8" CLOSURE PLATE, ELLIPSE |
| 9 | 370-0210 | TERREX CLIMBER |
| 10 | 570-2723 | PINWHEEL POST MOUNTED SPINNER |
| 11 | 570-2726 | WAVES POST MOUNTED SPINNER |
| 12 | 570-2725 | SPOKES POST MOUNTED SPINNER |
| 13 | 270-0266 | CENTER MOUNT ENCLOSURE |
| 14 | 370-1715 | MESA CLIMBER |
| 15 | 270-0112 | UNITARY ENCLOSURE |
| 16 | 570-2724 | RADIATE POST MOUNTED SPINNER |
| 17 | 470-0754 | VELO SLIDE 64"-72", W/O HOOD |
| 18 | 470-0967 | SLIDE HOOD, LOW SIDE WALL |
| 19 | 370-1647 | MANITOU CLIMBER 64" |
| 20 | 470-0017 | EVOLUTION TRIANGLE APEX ROOF |
| 21 | 470-0008 | EVOLUTION SIDE ROOF SUPPORT, LEFT |
| 22 | 470-0006 | EVOLUTION BOTTOM ROOF SUPPORT, SINGLE |
| 23 | 470-0009 | EVOLUTION SIDE ROOF SUPPORT, RIGHT |
| 24 | 470-0659 | ROCK'N ROLL SLIDE, 40" - 48" W/O HOOD |
| 25 | 560-2589 | COMET II |
| 26 | 560-0541 | ROCKIT OFFSET PANEL |
| 27 | 560-0545 | ROCKIT END LADDER |
| 28 | 560-0540 | ROCKIT END PANEL |
| 29 | 660-0140 | ROCKIT Z POST 112 3/4" LOW |



SERIES LINE: Nucleus | Intensity | Burke Basics | Rockit

COMPONENT VIEW

GROUP:
Playground

Portland Park - Madison
Madison, WI 53714

02/27/2025

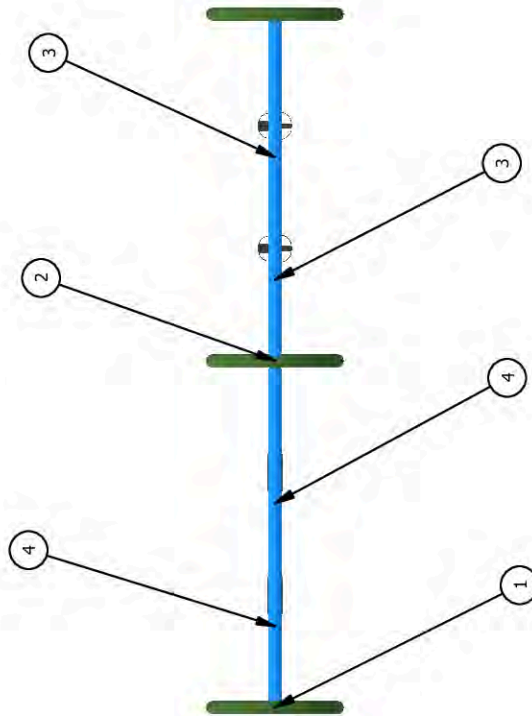
DESIGNED FOR AGES:
5 to 12

Burke
PLAY THAT MOVES YOU

Lee Recreation, LLC
Portland Park - Madison - Option 1-3

Designer: Ryan Lee

| ITEM | COMP. | DESCRIPTION |
|------|----------|-------------------------------------|
| 1 | 550-0135 | 5" OD ARCH SWING |
| 2 | 550-0136 | 5" OD ARCH SWING ADD-ON |
| 3 | 550-0099 | TOT SEAT, 7' & 8' SINGLE, STD CHAIN |
| 4 | 550-0111 | BELT SEAT, 8' SINGLE, STD CHAIN |



SERIES LINE: Burke Basics

GROUP:
Swings

DESIGNED FOR AGES:
5 to 12

Portland Park - Madison
Madison, WI 53714

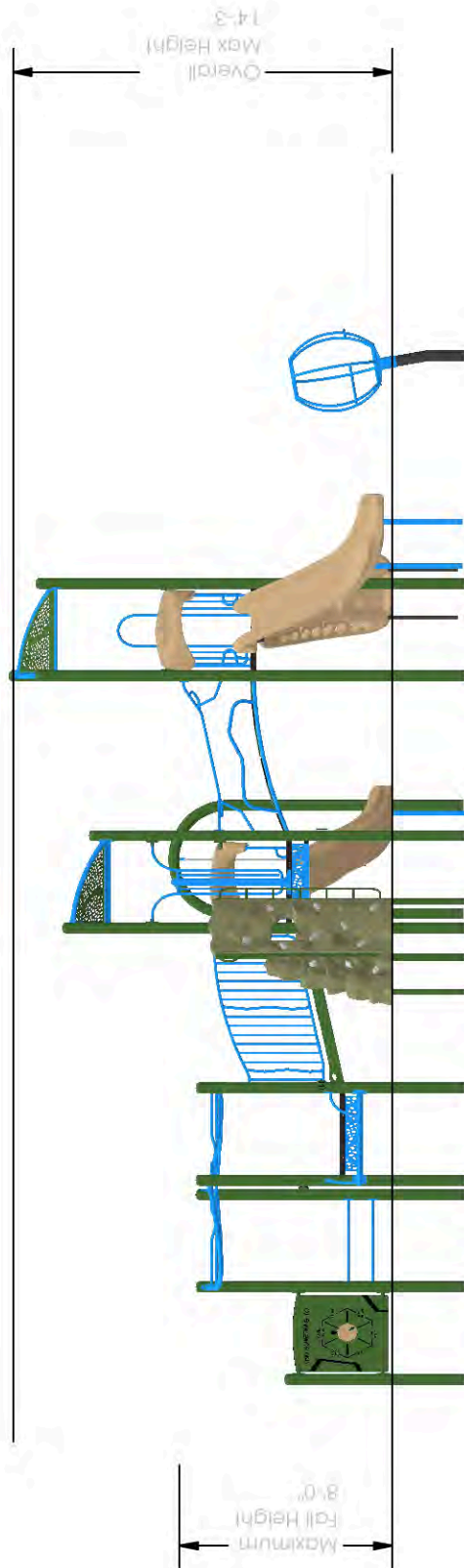
Burke
PLAY THAT MOVES YOU

COMPONENT VIEW

02/27/2025

Lee Recreation, LLC
Portland Park - Madison - Option 1-3

Designer: Ryan Lee



SERIES LINE: Burke Basics | Nucleus | Intensity | RockIt

ELEVATION VIEW

GROUP:
Playground | Swings

Portland Park - Madison
Madison, WI 53714

02/27/2025

DESIGNED FOR AGES:
5 to 12

Burke
PLAY THAT MOVES YOU

Lee Recreation, LLC
Portland Park - Madison - Option 1-3

Designer: Ryan Lee