

SANDBURG PARK – PLAYGROUND REPLACEMENT

February 13, 2025

DISCUSSION ITEMS

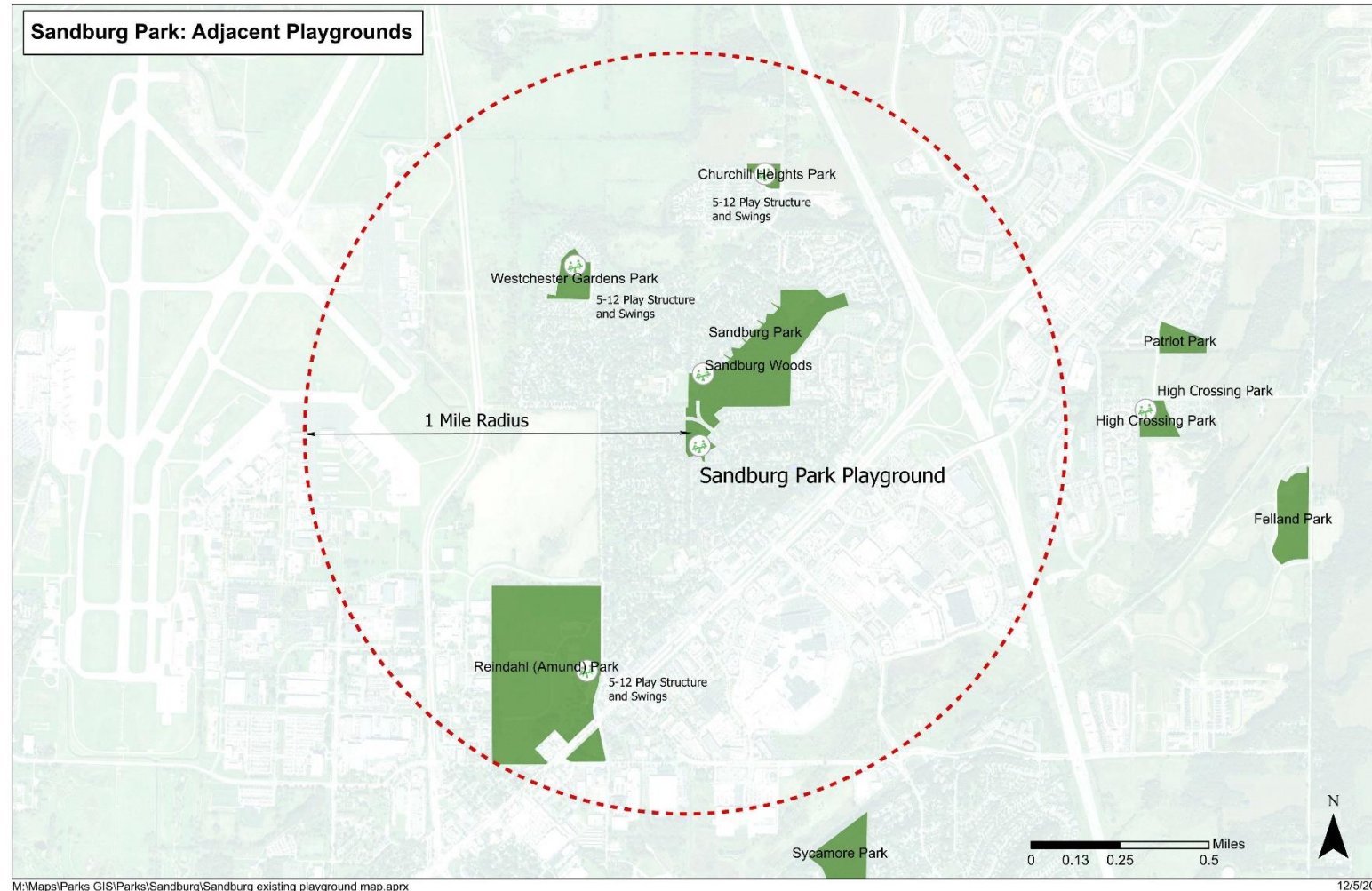
- OVERVIEW OF PREVIOUS MEETING OUTCOMES
- EQUIPMENT OPTION 1
- EQUIPMENT OPTION 2
- NEXT STEPS

PARKS DIVISION PROJECT MANAGER: MIKE STURM
EMAIL: msturm@cityofmadison.com

SANDBURG PARK- EXISTING PLAYGROUND EQUIPMENT



SANDBURG PARK- ADJACENT PLAYGROUNDS



SANDBURG PARK- SITE PLAN



City of Madison Playground Options

Age Range: 5-12 Years Old

Company: GameTime



Company: Burke



City of Madison Playground Options

Colors

Post Colors



Railing Colors



City of Madison Playground Options Surfacing

City of Madison Playground Surfacing Options Comparison

Recycled Shredded Rubber

- Meets U.S. Access Board's ADA Accessibility Guidelines for Play Areas
- Meets CPSC fall height requirements
- Softer play surface material
- Provides alternative use for recycled tires
- Sandalwood/brown color-coated to reduce heat impact compared to non-coated black recycled rubber
- Higher initial cost, lower maintenance cost
- Needs to be topped off every 5 years depending on site conditions and use
- Non-biodegradable
- Thaws fast, playgrounds available throughout the year

Engineered Wood Fiber Mulch

- Meets U.S. Access Board's ADA Accessibility Guidelines for Play Areas
- Meets CPSC fall height requirements
- Not as soft as recycled shredded rubber
- Created by the City from fallen trees and limbs that would otherwise be chipped for mulch
- More likely to get mold and mildew spores
- Lower initial cost, higher maintenance cost
- Needs to be topped off every 1 to 3 years depending on site conditions and use
- Biodegrades
- Thaws slowly, playground use limited during winter conditions



Waltham Park- Rubber



Dudgeon School Park- Wood

Playground Equipment – Option 1



Playground Equipment – Option 1



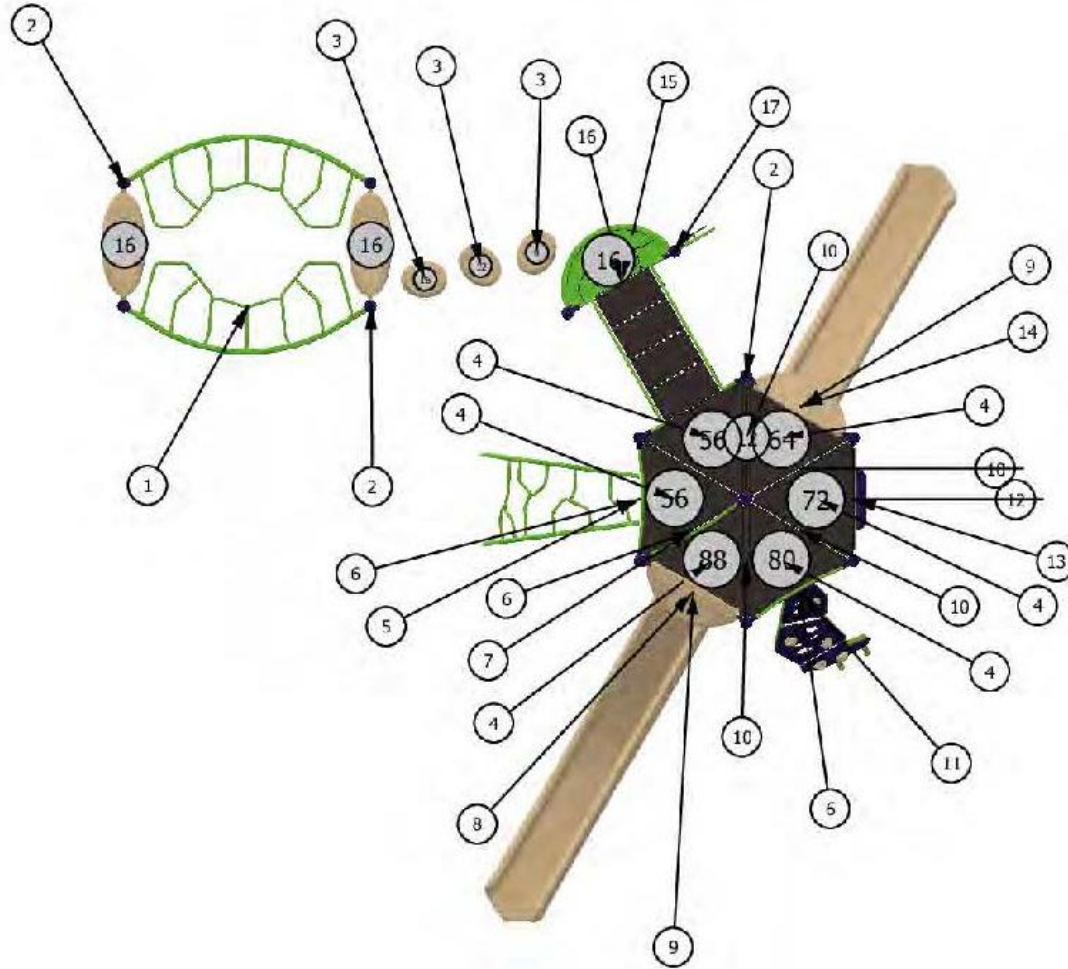
Color Key	
● Purple	
● Tan	
● Lime	

Playground Equipment – Option 1



Color Key	
● Purple	Purple
● Tan	Tan
● Lime	Lime

Playground Equipment – Option 1



ITEM	COMP.	DESCRIPTION
1	370-1684	ROUND-A-BOUT, NUCLEUS
2	470-0126	FLYLOW POD
3	560-0052	FLYLOW STEP POD
4	270-0129	TRIANGLE PLATFORM
5	370-1681	BETA CLIMBER 48"-56"
6	270-0112	UNITARY ENCLOSURE
7	270-0298	ABSTRACT PLATFORM LADDER 32"
8	470-0758	VELO XL SLIDE, 88"-96" W/O HOOD
9	470-0967	SLIDE HOOD, LOW SIDE WALL
10	270-0009	8" CLOSURE PLATE, ELLIPSE
11	370-0235	FORMIS LADDER 80
12	570-0620	BURKE MART PANEL BELOW PLATFORM 72"-112"
13	570-1858	3-IN-A-ROW PANEL, ABOVE PLATFORM
14	470-0754	VELO SLIDE 64"-72", W/O HOOD
15	370-0041	EVOLUTION 40' TRANSITION STAIR W/ BARRIERS
16	470-0075	CRESCENT PLATFORM
17	570-2705	SPINNER CRESCENT PANEL

Playground Equipment – Option 2



Color Key	
●	Purple
●	Tan
●	Orange

Playground Equipment – Option 2

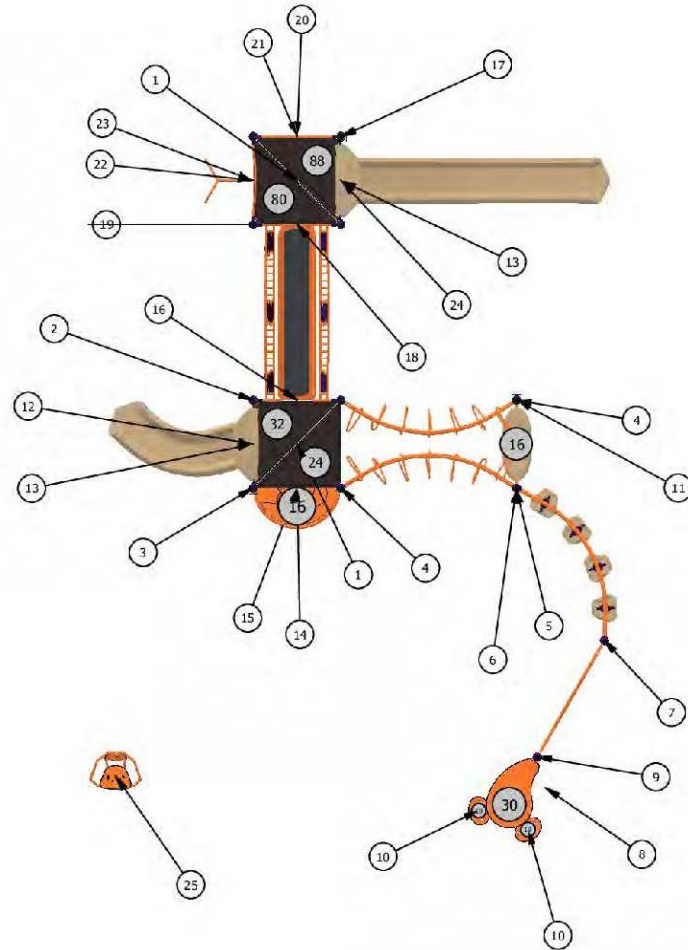


Playground Equipment – Option 2



Color Key	
●	Purple
●	Tan
●	Orange

Playground Equipment – Option 2



ITEM	COMP.	DESCRIPTION
1	270-0301	SPLIT SQUARE PLATFORM CLOSURE PLATE
2	570-2726	WAVES POST MOUNTED SPINNER
3	570-2721	DOTS POST MOUNTED SPINNER
4	370-1675	STRAIGHT OVERHEAD, NUCLEUS
5	470-0128	FLYLOW POD
6	370-0223	PURSUIT CLIMBER 16"-40"
7	370-0204	LINK LEVITATE CLIMBER
8	580-1370	NUCLEUS LIL NOVO BEAN TABLE
9	570-2722	PETALS POST MOUNTED SPINNER
10	580-1355	LIL NOVO BEAN BENCH
11	570-2723	PINWHEEL POST MOUNTED SPINNER
12	470-0602	MONACO SLIDE, 32"-40"
13	470-0967	SLIDE HOOD, LOW SIDE WALL
14	470-0075	CRESCENT PLATFORM
15	270-0009	8" CLOSURE PLATE, ELLIPSE
16	370-0209	EVOLUTION 360 INCLUSIVE CLIMBER
17	570-2725	SPOKES POST MOUNTED SPINNER
18	570-2718	SEEK'N'FIND 2-SIDED PLAY PANEL, BELOW PLATFORM
19	570-2724	RADIATE POST MOUNTED SPINNER
20	370-1666	SHASTA CLIMBER, 80"-96"
21	270-0001	OFFSET ENCLOSURE
22	370-1710	ATOM CLIMBER 80"-96"
23	270-0286	NUCLEUS STANCHION
24	470-0758	VELO XL SLIDE, 88"-96" W/O HOOD
25	560-2735	ARO SPINNING CHAIR