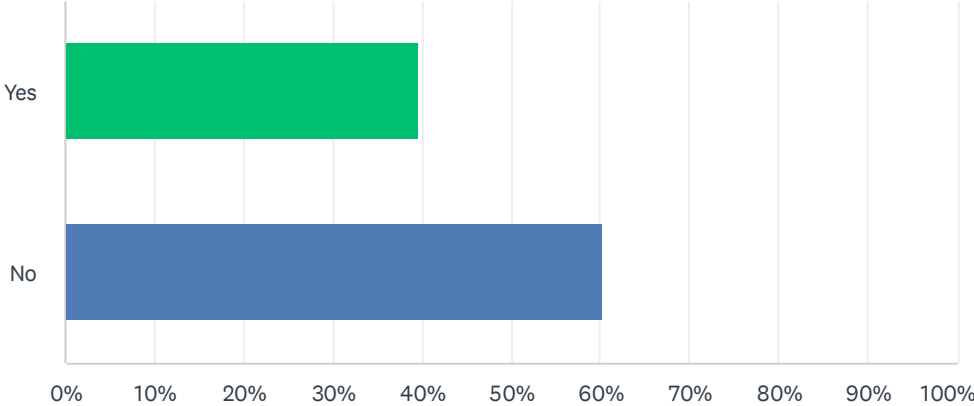


Q1 Have you attended or do you plan to attend a public meeting on the project?

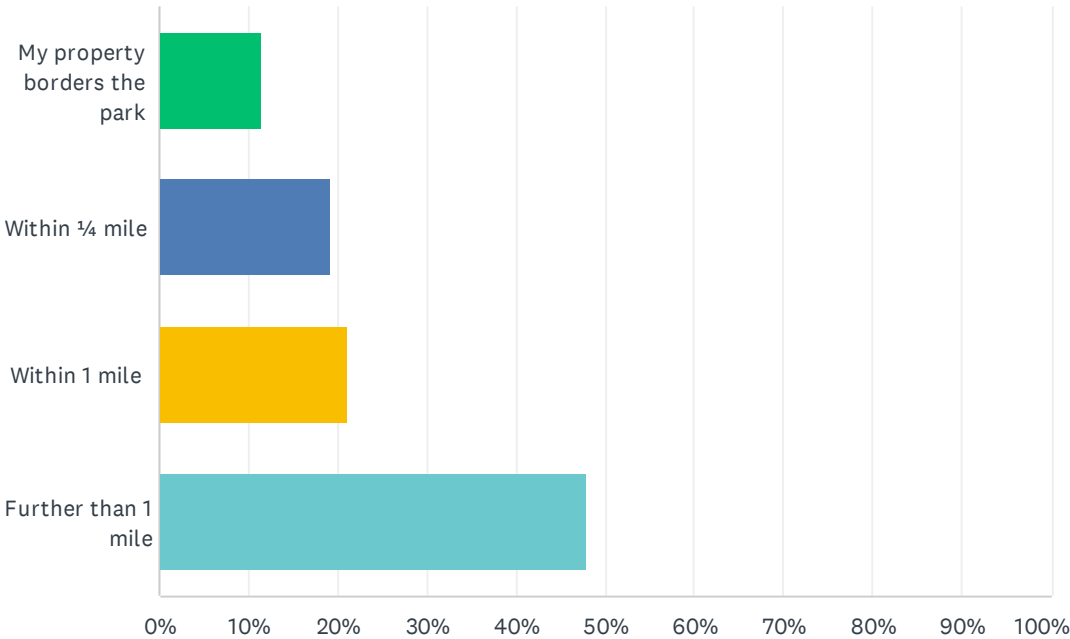
Answered: 48 Skipped: 4



ANSWER CHOICES	RESPONSES
Yes	39.58%
No	60.42%
TOTAL	

Q2 How far do you live from the park?

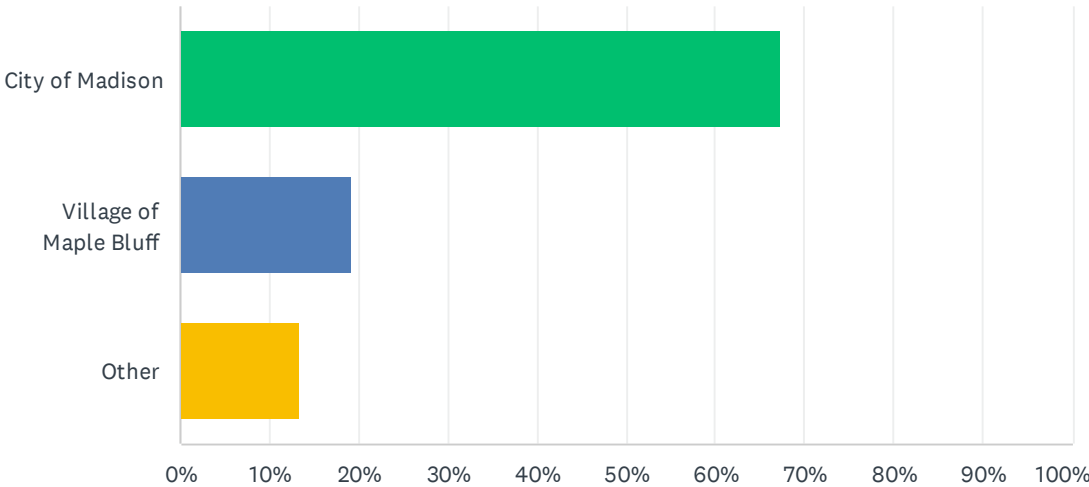
Answered: 52 Skipped: 0



ANSWER CHOICES	RESPONSES
My property borders the park	11.54%
Within ¼ mile	19.23%
Within 1 mile	21.15%
Further than 1 mile	48.08%
TOTAL	

Q3 I'm a resident of

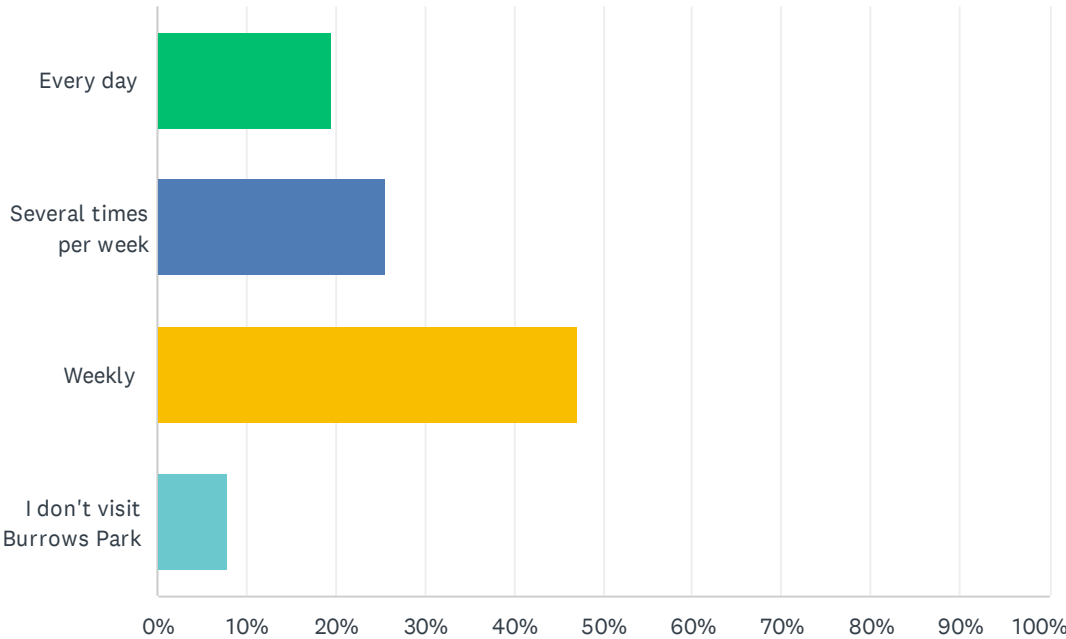
Answered: 52 Skipped: 0



ANSWER CHOICES	RESPONSES
City of Madison	67.31%
Village of Maple Bluff	19.23%
Other	13.46%
TOTAL	

Q4 How often do you visit Burrows Park?

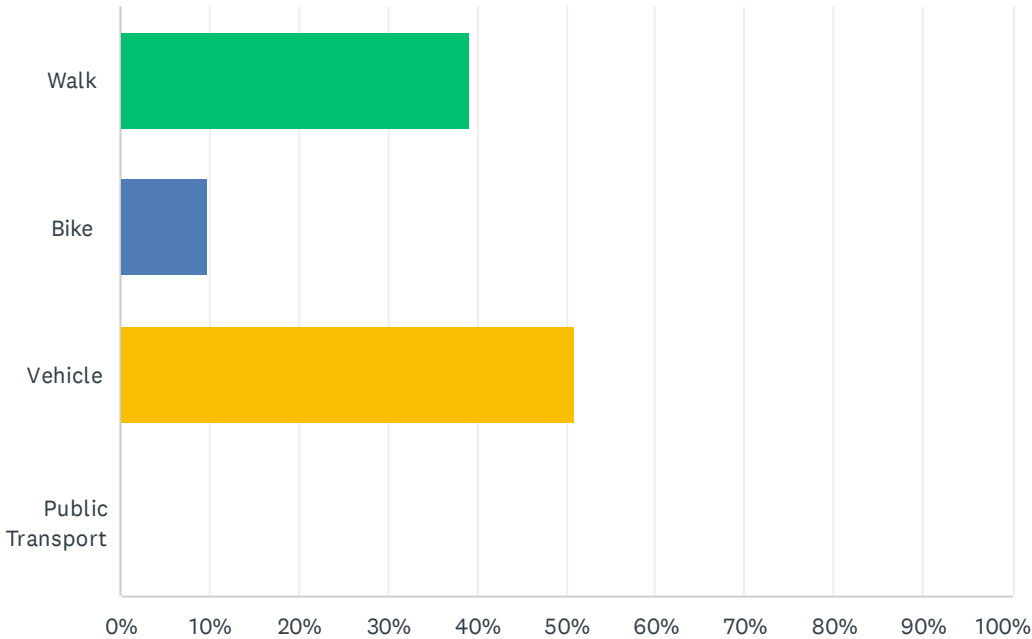
Answered: 51 Skipped: 1



ANSWER CHOICES	RESPONSES
Every day	19.61%
Several times per week	25.49%
Weekly	47.06%
I don't visit Burrows Park	7.84%
TOTAL	

Q5 What is your primary mode of transportation to the park

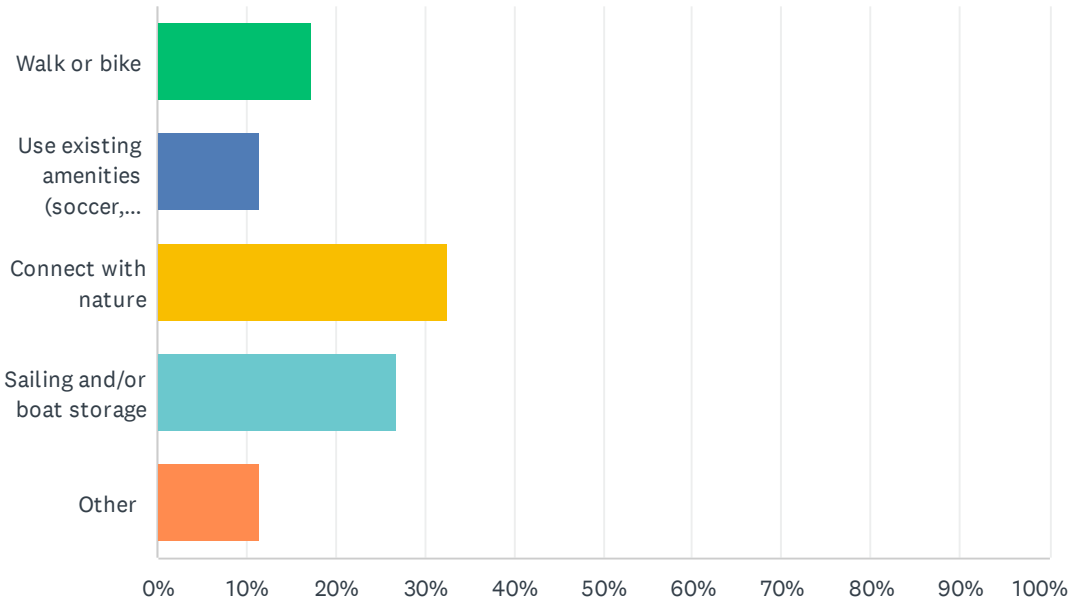
Answered: 51 Skipped: 1



ANSWER CHOICES	RESPONSES
Walk	39.22%
Bike	9.80%
Vehicle	50.98%
Public Transport	0.00%
TOTAL	

Q6 What are your favorite things to do in the park?

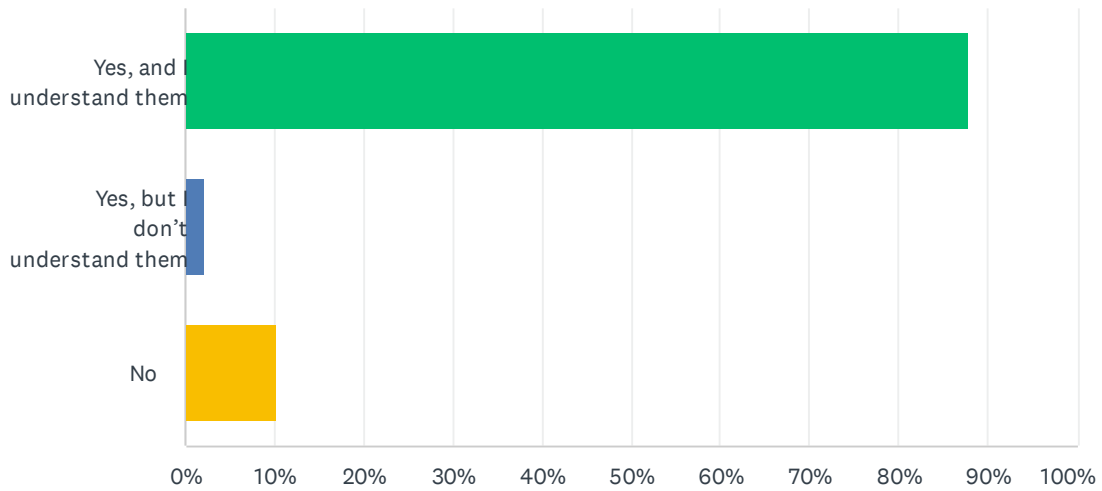
Answered: 52 Skipped: 0



ANSWER CHOICES	RESPONSES
Walk or bike	17.31%
Use existing amenities (soccer, shelter, playgrounds, etc)	11.54%
Connect with nature	32.69%
Sailing and/or boat storage	26.92%
Other	11.54%
TOTAL	

Q7 I have reviewed the proposed changes to the park?

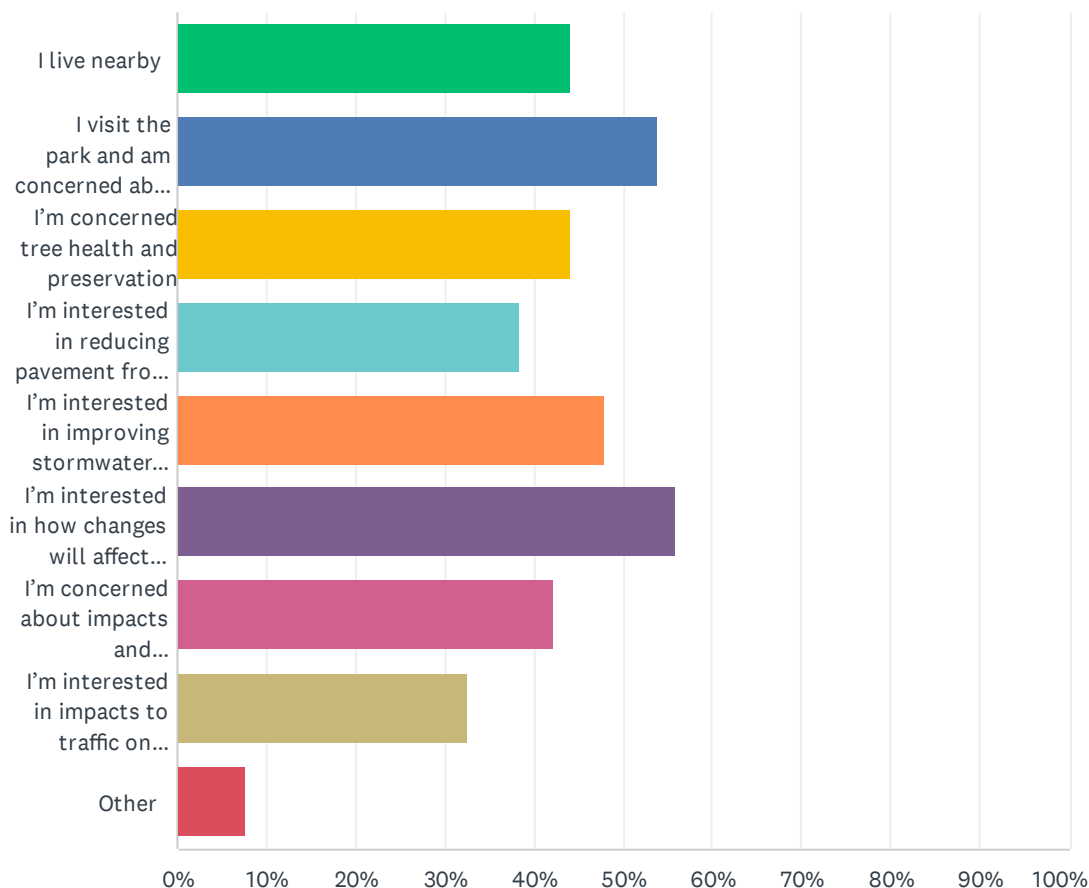
Answered: 49 Skipped: 3



ANSWER CHOICES	RESPONSES
Yes, and I understand them	87.76%
Yes, but I don't understand them	2.04%
No	10.20%
TOTAL	

Q8 What is your connection to the project? (check all that apply)

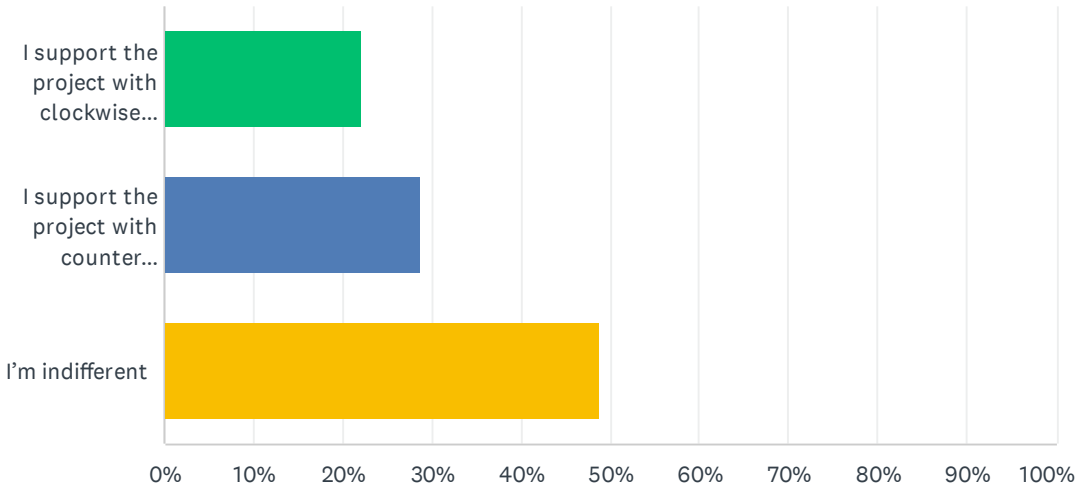
Answered: 52 Skipped: 0



ANSWER CHOICES	RESPONSES
I live nearby	44.23%
I visit the park and am concerned about access and parking	53.85%
I'm concerned tree health and preservation	44.23%
I'm interested in reducing pavement from our parks system	38.46%
I'm interested in improving stormwater quality and runoff	48.08%
I'm interested in how changes will affect park users	55.77%
I'm concerned about impacts and preservation of the effigy mound	42.31%
I'm interested in impacts to traffic on neighborhood streets	32.69%
Other	7.69%
Total Respondents: 52	

Q9 My stance on the proposed changes to Burrows Park is

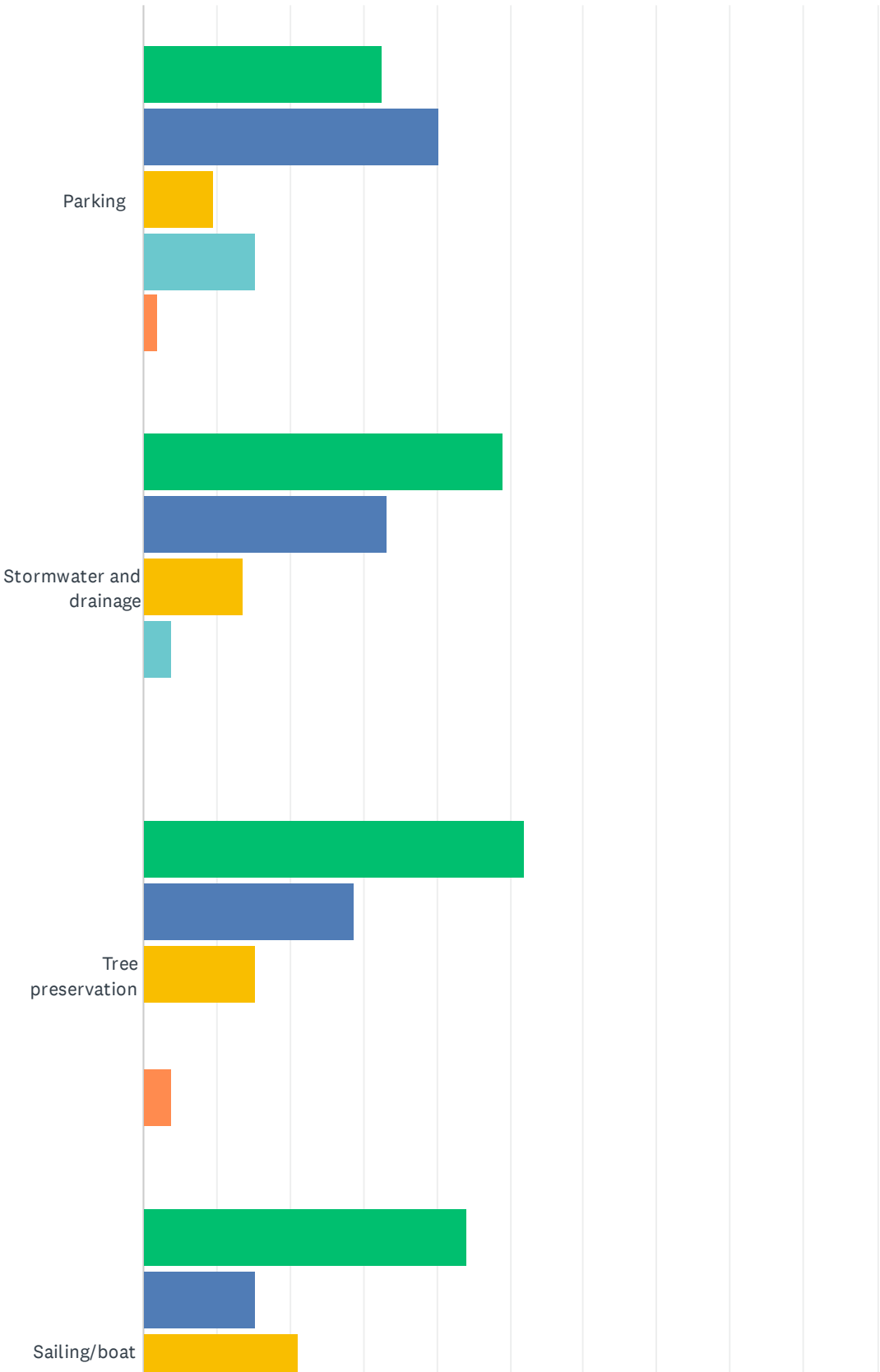
Answered: 45 Skipped: 7



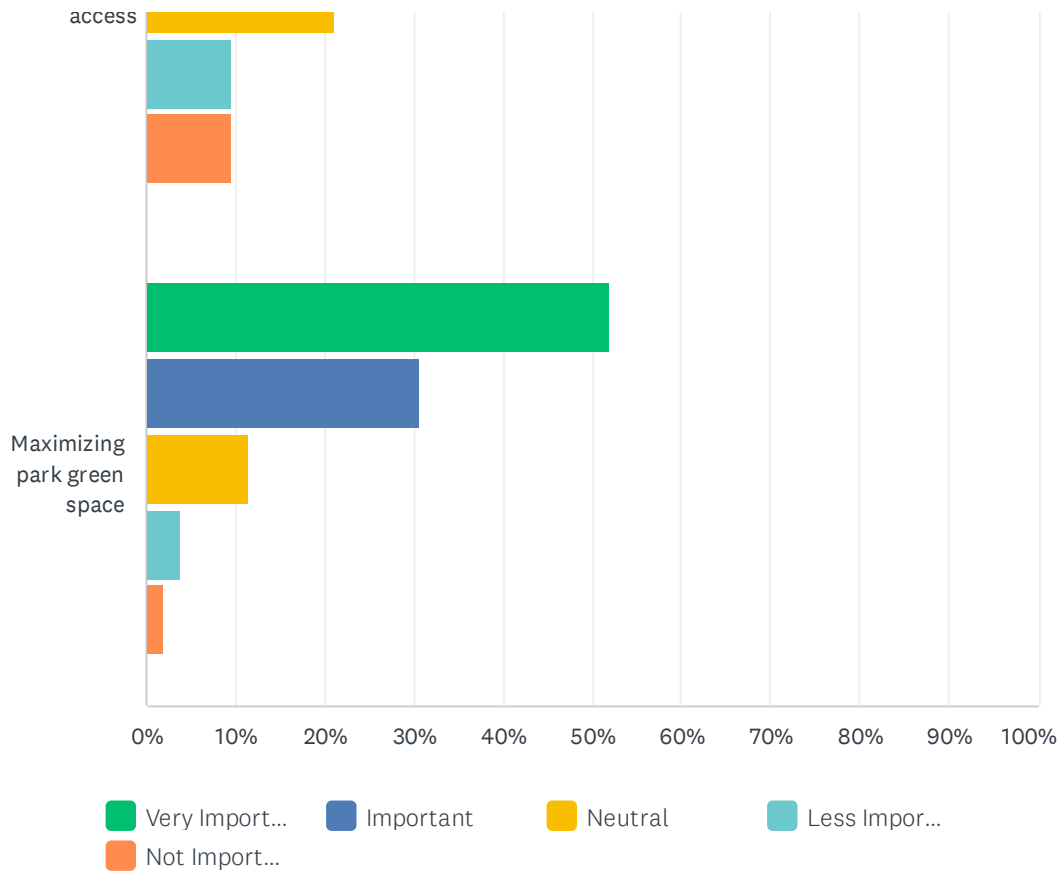
ANSWER CHOICES	RESPONSES
I support the project with clockwise traffic flow	22.22%
I support the project with counter clockwise traffic flow	28.89%
I'm indifferent	48.89%
TOTAL	

Q10 How important to you is each of the following design considerations

Answered: 52 Skipped: 0



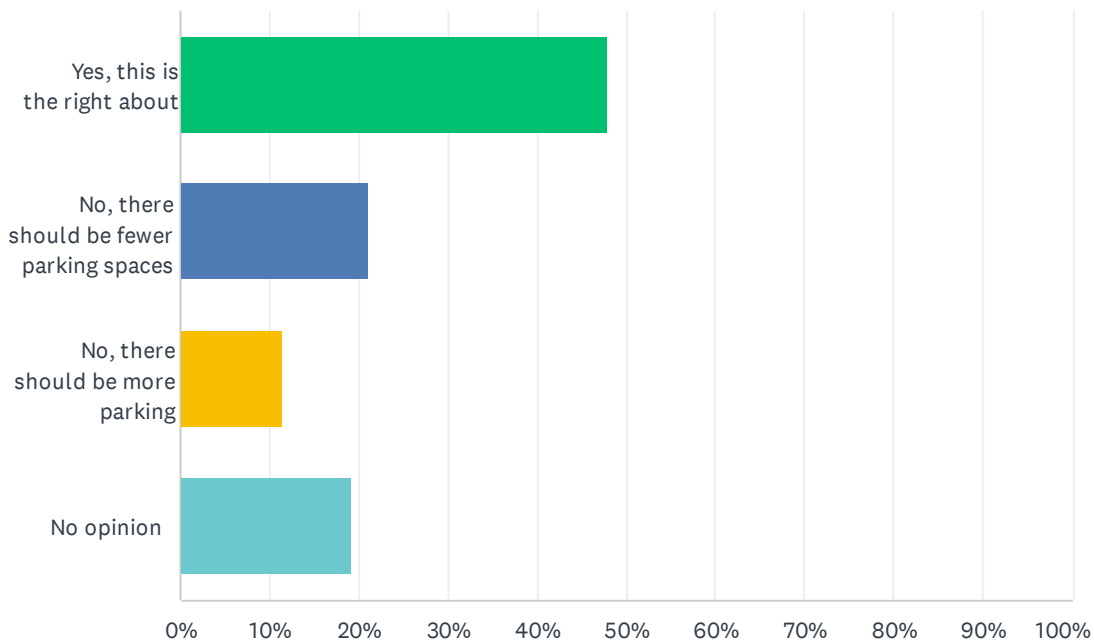
Burrows Parking Lot Reconstruction Survey



	VERY IMPORTANT	IMPORTANT	NEUTRAL	LESS IMPORTANT	NOT IMPORTANT	TOTAL	WEIGHTE AVERAGE
Parking	32.69% 17	40.38% 21	9.62% 5	15.38% 8	1.92% 1	52	
Stormwater and drainage	49.02% 25	33.33% 17	13.73% 7	3.92% 2	0.00% 0	51	
Tree preservation	51.92% 27	28.85% 15	15.38% 8	0.00% 0	3.85% 2	52	
Sailing/boat access	44.23% 23	15.38% 8	21.15% 11	9.62% 5	9.62% 5	52	
Maximizing park green space	51.92% 27	30.77% 16	11.54% 6	3.85% 2	1.92% 1	52	

Q11 Currently there are approximately 40 parking spaces at Burrows Par Do you feel this is adequate?

Answered: 52 Skipped: 0



ANSWER CHOICES	RESPONSES
Yes, this is the right about	48.08%
No, there should be fewer parking spaces	21.15%
No, there should be more parking	11.54%
No opinion	19.23%
TOTAL	