

**CITY OF MADISON
INTRA-DEPARTMENTAL
CORRESPONDENCE**

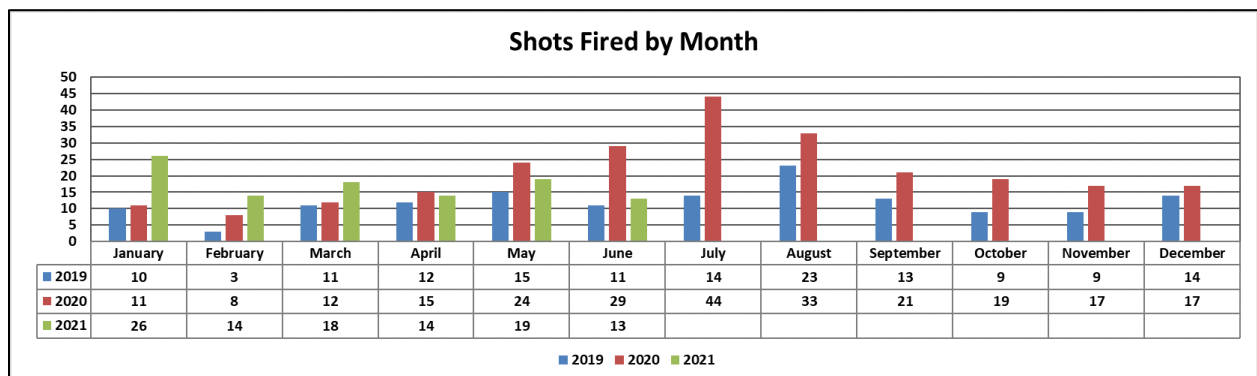
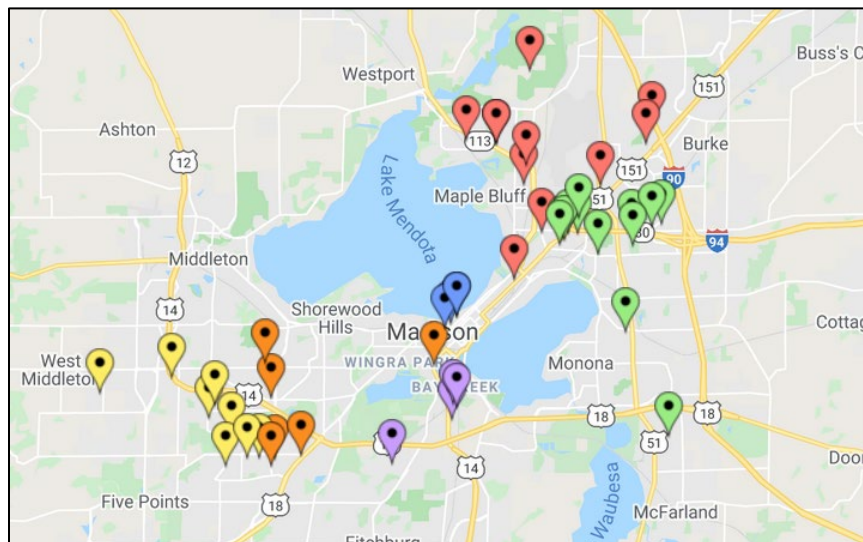
DATE: July 20, 2021

TO: All Alders
FROM: Shon F. Barnes, Chief of Police
SUBJECT: Quarterly Report

This document provides an update on selected MPD topics for the second quarter (April, May, and June) of 2021. **Please consider the data included in this update as preliminary and subject to modification.**

Significant Incident Types

Shots Fired – there were forty-six (46) shots fired incidents in the City from April 1st through June 30th (2021). This is a **32%** decrease from the second quarter of 2020. Twenty (20) shots fired incidents were reported during the 4pm – midnight period; seventeen (17) were reported during the midnight – 8am time period; and nine (9) were reported during the 8am – 4pm time period.

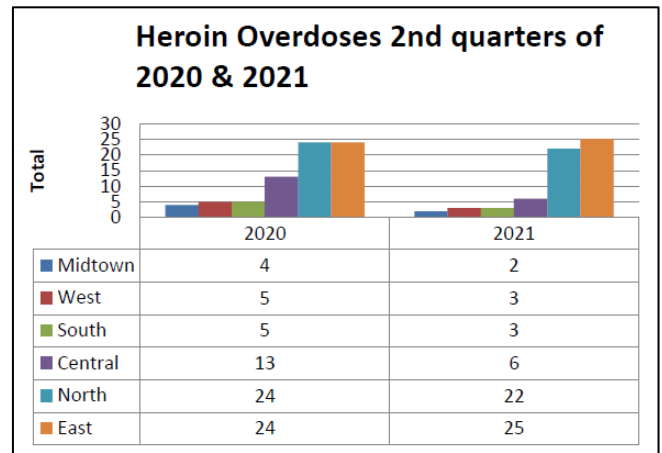
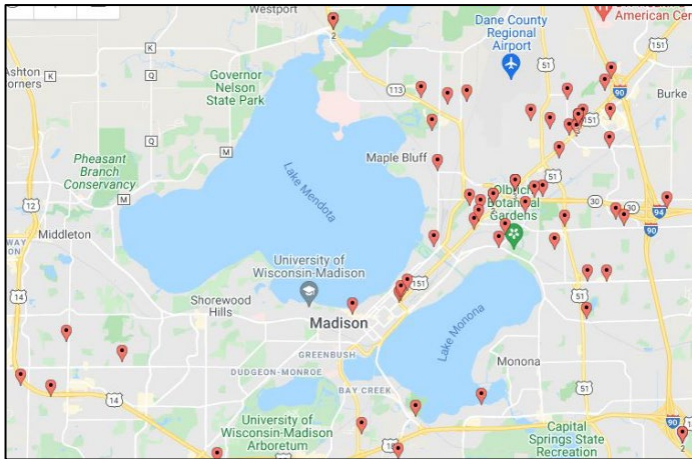


	1 st Quarter	2 nd Quarter	3 rd Quarter	4 th Quarter	Total
Property Damage	15	22			37
Subjects Struck by Gunfire*	9	8			17
Accidental Discharge	0	1			1
Self-Inflicted (intentional)	4	3			7
Casings Recovered	124	231			355

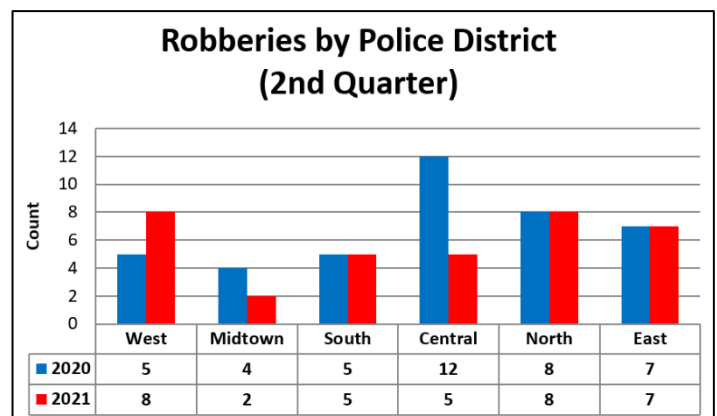
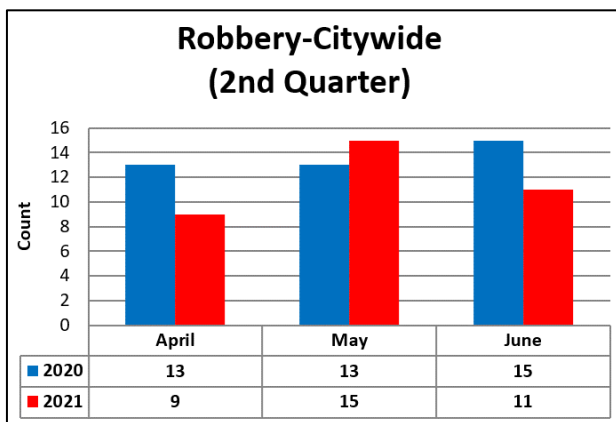
*Excludes accidental discharge & self-inflicted

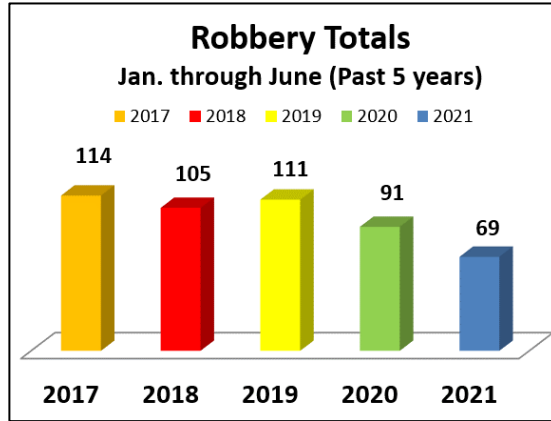
Heroin Overdoses – MPD responded to sixty-one (61) known heroin overdoses during the second quarter of 2021. This is a 19% decrease from the second quarter of 2020. Note that these figures refer to known overdoses...it is likely that many overdoses are occurring without any report to MPD or MFD.

There were seven (7) overdose deaths during the second quarter of 2021. This is a 30% decrease from the second quarter in 2020 [note that these figures only include overdose deaths with police involvement and clear evidence of an overdose; the actual figure may be higher].

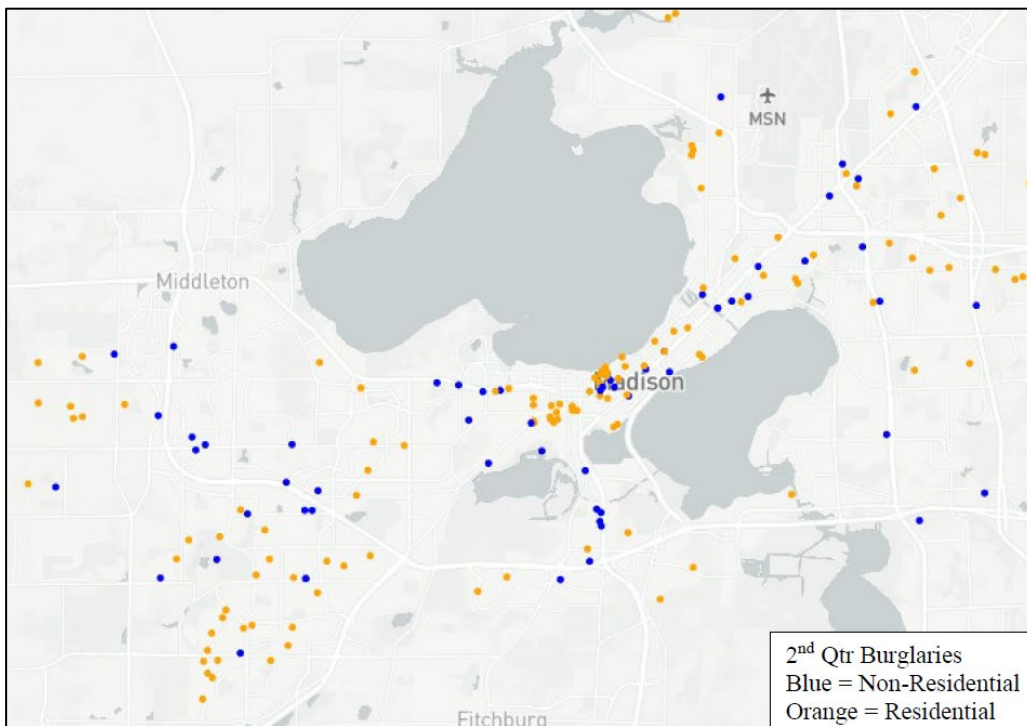
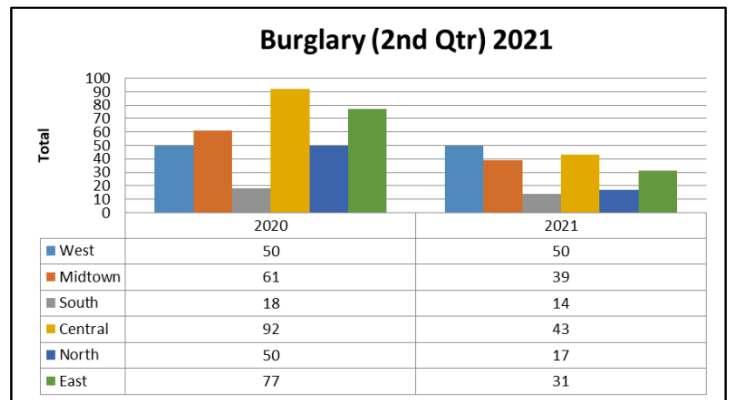
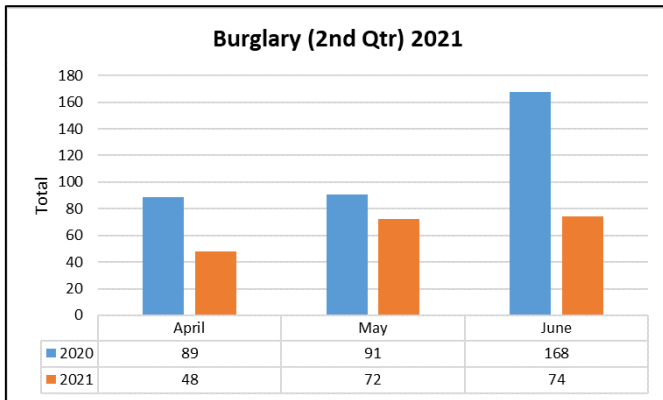


Robberies – Thirty-five (35) robberies occurred in the City during the second quarter of 2021. This is a 15% decrease from the second quarter of 2020.

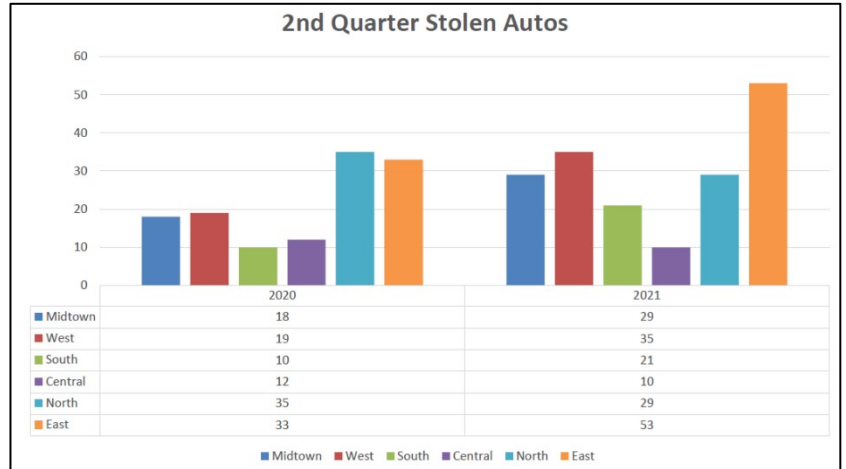




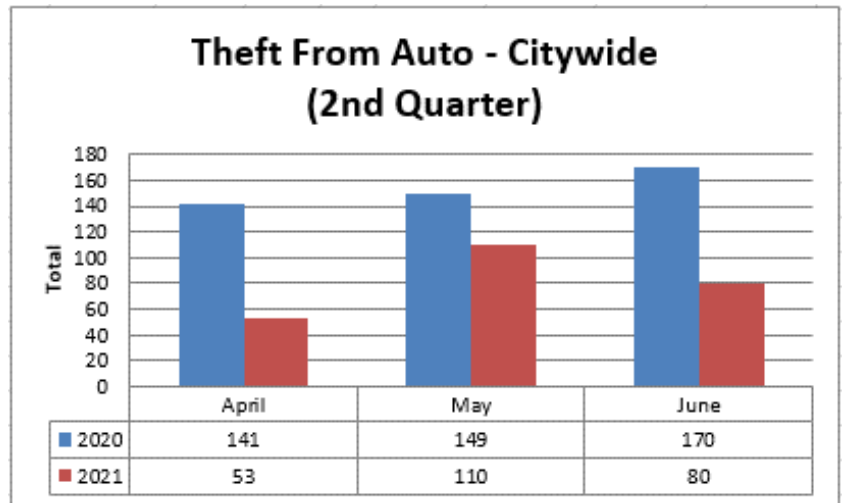
Burglaries – MPD responded to 194 burglaries during the second quarter of 2021. This is a 44% decrease from the second quarter in 2020.



Stolen Autos – MPD investigated 177 stolen autos during the second quarter of 2021. This is a 39% increase from the second quarter in 2020.



Thefts from Vehicles – MPD investigated 293 thefts from vehicles during the second quarter of 2021. This is a 47% decrease from the second quarter in 2020.



Arrest Data

Second quarter arrest data:

Sex	Q1	Q2	Q3	Q4	Total	%
Male	980	1,118			2,098	74.7%
Female	310	402			712	25.3%
Unknown	0	0			0	0.0%
Total	1,290	1,520			2,810	100.0%
Race	Q1	Q2	Q3	Q4	Total	%
Asian	21	19			40	1.4%
African-American	683	736			1,419	50.5%
Native American	10	8			18	0.6%
Other	24	23			47	1.7%
Caucasian	552	734			1,286	45.8%
Total	1,290	1,520			2,810	100.0%
Hispanic*	90	100			190	6.8%

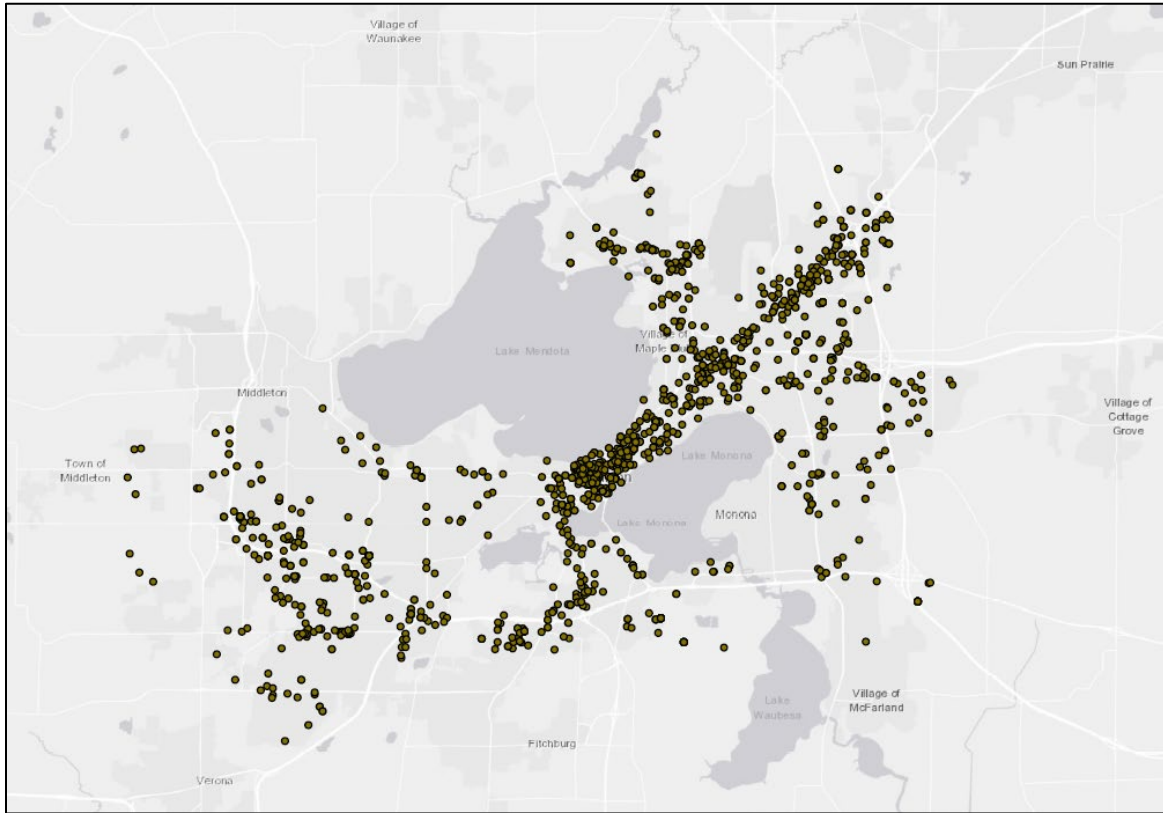
*“Hispanic” is not a racial designator used for UCR/IBR crime reporting purposes. However, it is an ethnicity collected and tracked in MPD’s records management system, in addition to race. These arrest figures are based on that data. Each arrested person with a Hispanic ethnicity will also have a race indicated (from the above options) and reflected in MPD’s crime reporting.

IBR Arrest Charges						
Group A Offenses	Q1	Q2	Q3	Q4	Total	%
Animal Cruelty	1	2			3	0.1%
Arson	0	2			2	0.0%
Assault Offenses	262	290			552	11.5%
Bribery	0	0			0	0.0%
Burglary	14	16			30	0.6%
Counterfeiting/Forgery	6	3			9	0.2%
Damage to Property	79	99			178	3.7%
Drug/Narcotic Offenses	138	126			264	5.5%
Embezzlement	5	2			7	0.1%
Extortion	2	1			3	0.1%
Fraud Offenses	16	25			41	0.9%
Gambling Offenses	0	0			0	0.0%
Homicide Offenses	1	1			2	0.0%
Human Trafficking Offenses	0	1			1	0.0%
Kidnapping/Abduction	23	16			39	0.8%
Larceny/Theft Offenses	131	134			265	5.5%
Motor Vehicle Theft	41	26			67	1.4%
Pornography/Obscene Material	3	2			5	0.1%
Prostitution Offenses	0	0			0	0.0%
Robbery	18	13			31	0.6%
Sex Offenses, Forcible	15	31			46	1.0%
Sex Offenses, Non-Forcible	0	2			2	0.0%
Stolen Property Offenses	7	2			9	0.2%
Weapon Law Violations	33	35			68	1.4%
Group B Offenses	Q1	Q2	Q3	Q4	Total	%
Bad Checks	0	2			2	0.0%
Curfew/Loitering/Vagrancy Violations	0	0			0	0.0%
Disorderly Conduct	462	581			1043	21.7%
Driving Under the Influence	104	106			210	4.4%
Drunkenness	0	0			0	0.0%
Family Offenses, Nonviolent	15	13			28	0.6%
Liquor Law Violations	11	45			56	1.2%
Peeping Tom	0	0			0	0.0%
Runaway	0	0			0	0.0%
Trespass of Real Property	111	78			189	3.9%
All Other Offenses	764	889			1653	34.4%
Total	2,262	2,543	0	0	4,805	100.0%

* More than one charge may be connected to an arrest.

Note that the first table reflect persons arrested, and the second table reflects charges. Some arrested persons are charged with multiple offenses, so the totals will not match.

Second quarter arrests reflected geographically:



Comparison of 2020 to 2021 second quarter arrest data:

Sex	2020 (Q2)	2021 (Q2)
Male	1,222	1,118
Female	407	402
Unknown	0	0
Total	1,629	1,520

Race	2020 (Q2)	2021 (Q2)
Asian	27	19
African-American	754	736
Native American	10	8
Other	42	23
Caucasian	796	734
Total	1,629	1,520

Hispanic* **111** **100**

*"Hispanic" is not a racial designator used for UCR/IBR crime reporting purposes. However, it is an ethnicity collected and tracked in MPD's records management system, in addition to race. These arrest figures are based on that data. Each arrested person with a Hispanic ethnicity will also have a race indicated (from the above options) and reflected in MPD's crime reporting.

Use of Force Overview

During the second quarter of 2021, MPD officers responded to 35,754 incidents. In that time, there were forty-seven (47) citizen contacts in which officers used recordable force during the encounter. Each of these force incidents was reviewed for compliance with MPD standard operating procedures.

Description	Q1	Q2	Q3	Q4	Total
Calls for Service	28,637	35,754			64,121
Citizen Contacts Where Force Was Used	55	47			102
% of CFS Where Force Was Used	0.19%	0.13%			0.16%
Force					
Decentralization/Takedown	49	40			89
Active Counter Measures	6	4			10
Taser Deployment	7	12			19
Hobble Restraints	4	4			8
OC (i.e. Pepper) Spray Deployment	0	1			1
Baton Strike	0	0			0
K9 Bite	1	2			3
Firearm Discharged Toward Suspect	1	0			1
Impact Munition	1	0			1
Specialty	0	0			0
Total	69	63			132
Firearm Discharged to Put Down a Sick or Suffering Animal	10	16			26

*Please refer to the MPD SOP on use of force data collection for the definition of recordable force and distinction between reportable and recordable use of force:

<http://www.cityofmadison.com/police/documents/sop/UseOfForceData.pdf>

Second quarter use of force data by MPD district and time of day:

District*	Q1	Q2	Q3	Q4	Total	%
West	6	6			12	11.8%
Midtown	6	5			11	10.8%
South	6	5			11	10.8%
Central	8	6			14	13.7%
North	12	14			26	25.5%
East	16	11			27	26.5%
Out of County	0	0			0	0.0%
Within County - Assist	1	0			1	1.0%
Total	55	47			102	100.0%

Time of Day/Patrol Shift	Q1	Q2	Q3	Q4	Total	%
1st Detail (7am – 3pm)	10	16			26	25.5%
3rd Detail (3pm – 11pm)	32	20			52	51.0%
5th Detail (11pm – 7am)	13	11			24	23.5%
Total	55	47			102	100.0%

Comparison of second quarter 2020 with second quarter 2021 use of force data:

Force	2020 (Q2)	2021 (Q2)
Decentralization/Takedown	44	40
Active Counter Measures	13	4
Taser Deployment	9	12
Hobble Restraints	10	4
OC (i.e. Pepper) Spray Deployment	3	1
Baton Strike	0	0
K9 Bite	1	2
Firearm Discharged Toward Suspect	0	0
Impact Munition	0	0
Specialty (SWAT/SET)	0	0
Total	80	63

Note: use of force incidents associated with civil unrest in 2020 were counted separately and are not reflected here. 2020 data showing these totals can be located here:

<https://www.cityofmadison.com/police/data/archived-quarterly-data.cfm>

More information is also available in the MPD 2020 Accountability Report:

<https://www.cityofmadison.com/police/documents/AccountabilityRpt2020.pdf>

Training

MPD's new recruit class started pre-service training on June 1st. Eighteen new officers are in the early stages of training; they will complete the academy this fall and move on to several months of field training.

All MPD personnel completed in-service training during the second quarter. One of the topics was the Police Executive Research Forum (PERF) ICAT (Integrating Communications, Assessment, and Tactics) training. This is a nationally recognized curriculum to improve officers' response to critical incidents. The training focuses on critical thinking, communications, and tactics to improve opportunities for positive outcomes in use-of-force encounters. ICAT is being introduced to all personnel during this training, and an additional session (focusing on scenario training) will follow later this year. Providing ICAT training to all MPD commissioned personnel was a recommendation from the Madison Police Department Policy & Procedure Review Ad Hoc Committee.

SOP Updates

A number of MPD SOPs were updated during the quarter. Copies showing the changes are attached to this memo as an appendix. Note that all MPD SOPs are reviewed regularly, with the most critical SOPs being reviewed annually. This process typically results in additional SOP changes/updates.

MPD has also started posting drafts of new/revised SOPs on our website before final implementation, to allow for public review and comment.

Defense Logistics Agency/Law Enforcement Support Office (10-33 program)

MPD did not acquire any property through DLA/LESO during the second quarter of 2021.

Priority/emergency call response

During the second quarter, there were eighty (80) instances where MPD's patrol response was limited to emergency and priority calls. Note that some of these instances did not impact citywide response but were limited to a particular district or area of the City.

The eighty (80) instances occurred on sixty (60) dates (some days required limited call response multiple times); this means that at some point on about **66%** of the days during the second quarter MPD patrol response was limited. The eighty (80) instances spanned about **148.3** total hours of limited call response, an average of 1.9 hours per instance. In terms of total hours during the second quarter, MPD patrol response was limited to emergency and priority calls about **7%** of the time.

Promotions

2022 – Second Quarter Promotions

Police Officer Joseph Weberpal to Sergeant
Sergeant Daniel Perez to Lieutenant
Police Officer Amanda Poli to Sergeant
Police Officer Ricardo Franco to Sergeant
Police Officer Justin Nelsen to Sergeant
Detective Paul Bauman to Lieutenant
Police Officer Christopher Keys to Sergeant

Discipline/compliments (link to quarterly PS&IA summary):

<https://www.cityofmadison.com/police/documents/psiaSummary2021AprJun.pdf>

<https://www.cityofmadison.com/police/documents/psiaRecognition2021AprJun.pdf>