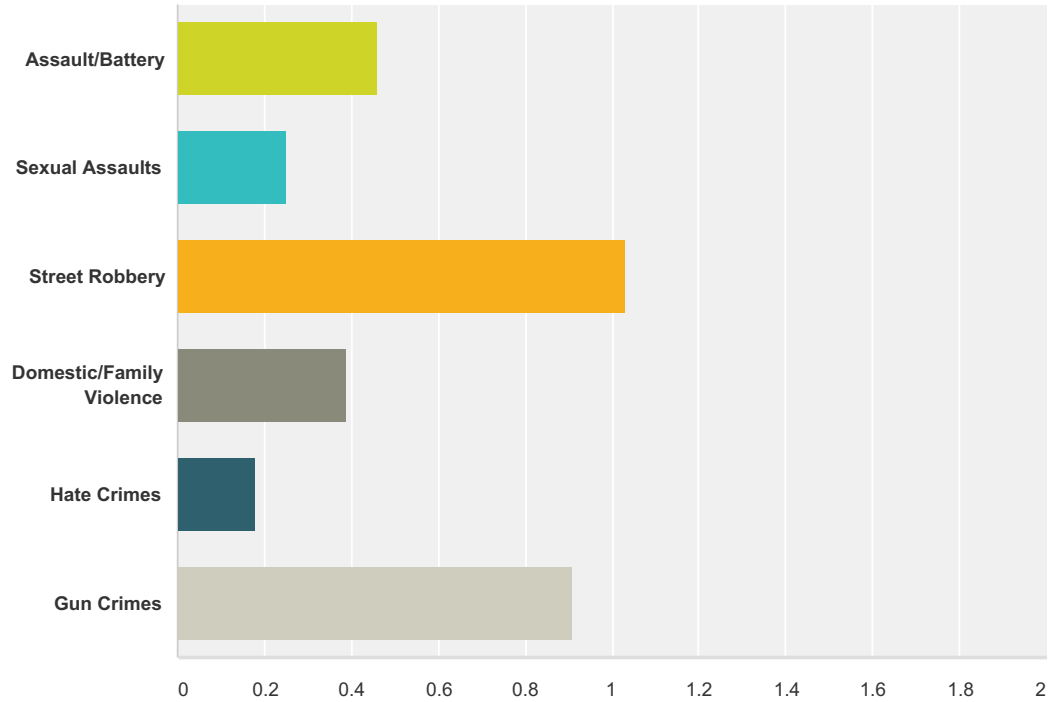


Q1 Please describe how much of a problem the following activities are in YOUR NEIGHBORHOOD.

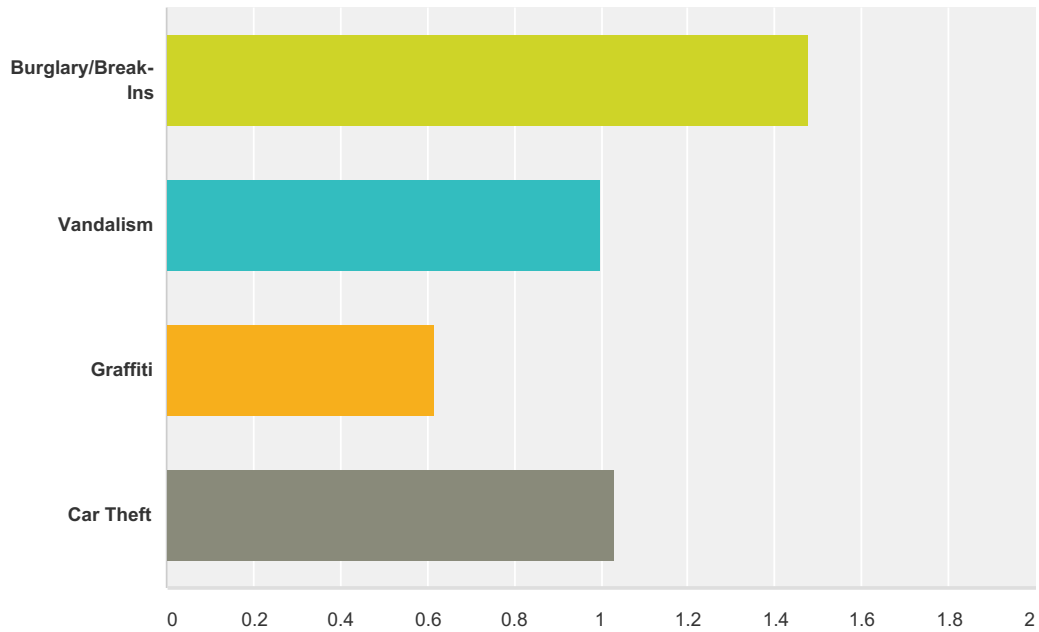
Answered: 536 Skipped: 0



	Don't Know	No Problem	Small Problem	Somewhat of a Problem	Big Problem	Total	Weighted Average
Assault/Battery	43.36% 232	27.48% 147	15.14% 81	11.03% 59	2.99% 16	535	0.46
Sexual Assaults	58.11% 308	24.91% 132	10.00% 53	5.66% 30	1.32% 7	530	0.25
Street Robbery	24.20% 129	21.01% 112	20.45% 109	20.64% 110	13.70% 73	533	1.03
Domestic/Family Violence	63.40% 336	10.75% 57	14.72% 78	9.06% 48	2.08% 11	530	0.39
Hate Crimes	60.15% 320	25.75% 137	10.53% 56	3.38% 18	0.19% 1	532	0.18
Gun Crimes	33.21% 178	21.83% 117	15.86% 85	12.31% 66	16.79% 90	536	0.91

Q2 Please describe how much of a problem the following activities are in YOUR NEIGHBORHOOD.

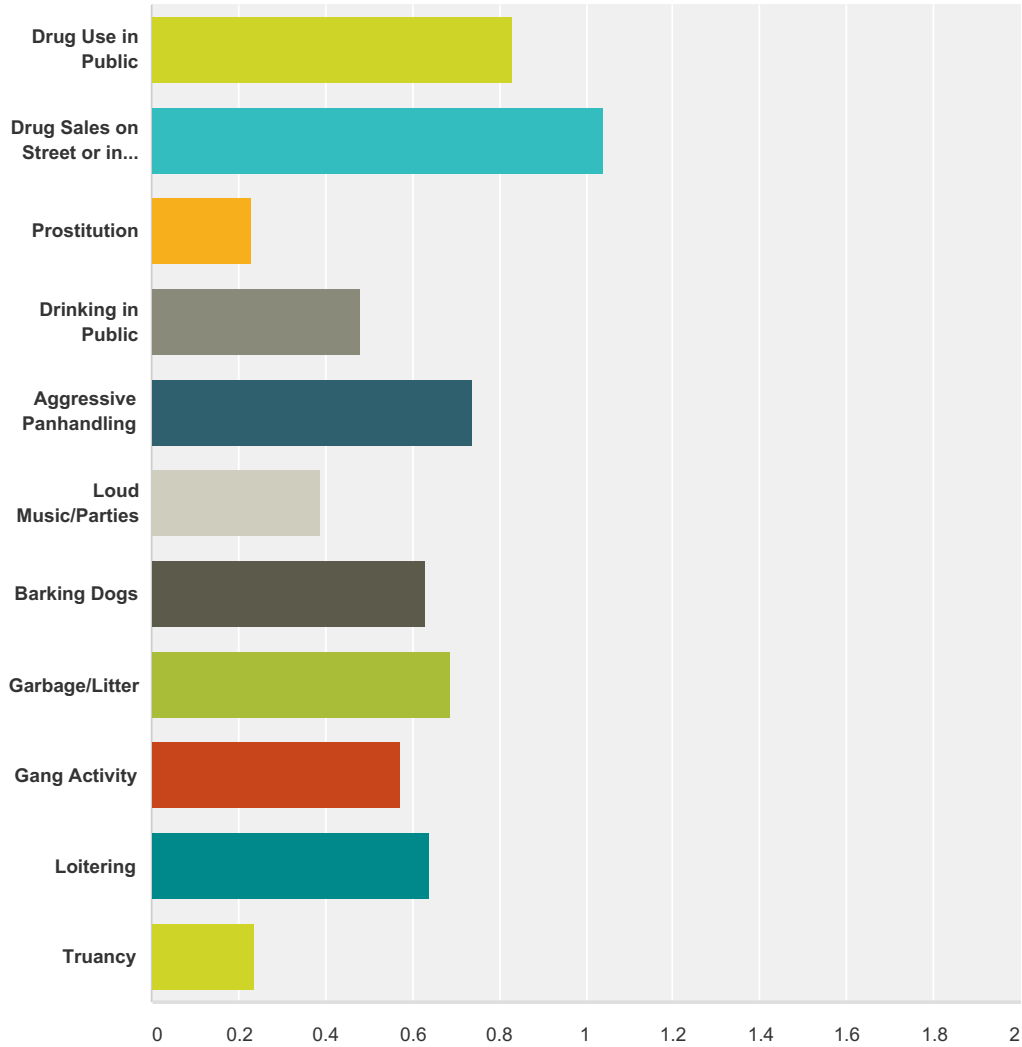
Answered: 526 Skipped: 10



	Don't Know	No Problem	Small Problem	Somewhat of a Problem	Big Problem	Total	Weighted Average
Burglary/Break-Ins	14.67% 77	6.10% 32	28.00% 147	33.71% 177	17.52% 92	525	1.48
Vandalism	21.22% 111	16.63% 87	31.74% 166	22.75% 119	7.65% 40	523	1.00
Graffiti	23.33% 122	33.46% 175	27.34% 143	13.19% 69	2.68% 14	523	0.62
Car Theft	32.31% 169	16.63% 87	16.44% 86	17.40% 91	17.21% 90	523	1.03

Q3 Please describe how much of a problem the following activities are in YOUR NEIGHBORHOOD.

Answered: 508 Skipped: 28



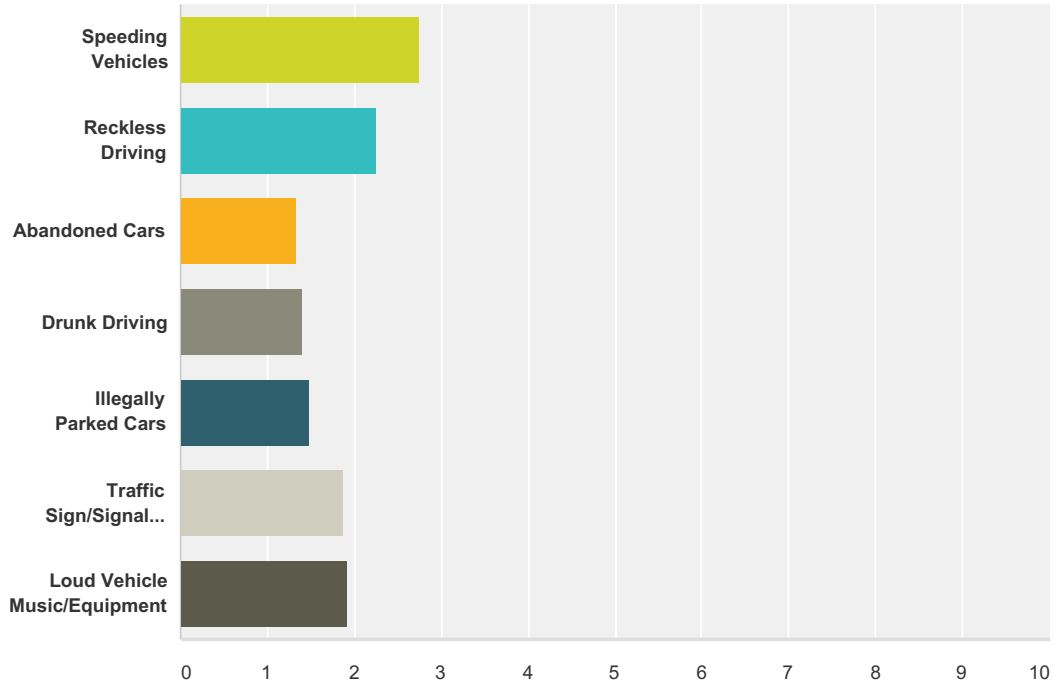
	Don't Know	No Problem	Small Problem	Somewhat of a Problem	Big Problem	Total	Weighted Average
Drug Use in Public	29.53% 150	27.95% 142	15.94% 81	12.60% 64	13.98% 71	508	0.83
Drug Sales on Street or in Drug Houses	32.09% 163	20.08% 102	12.99% 66	13.78% 70	21.06% 107	508	1.04
Prostitution	53.16% 269	34.39% 174	4.35% 22	5.34% 27	2.77% 14	506	0.23
Drinking in Public	27.13% 137	42.77% 216	16.63% 84	8.71% 44	4.75% 24	505	0.48
Aggressive Panhandling	13.19% 67	45.67% 232	17.52% 89	14.76% 75	8.86% 45	508	0.74

2016 Madison Police: East District Community Survey

Loud Music/Parties	9.52% 48	61.90% 312	19.84% 100	6.75% 34	1.98% 10	504	0.39
Barking Dogs	4.34% 22	48.72% 247	34.32% 174	9.27% 47	3.35% 17	507	0.63
Garbage/Litter	5.53% 28	47.43% 240	31.62% 160	9.29% 47	6.13% 31	506	0.69
Gang Activity	42.80% 217	29.78% 151	9.86% 50	5.33% 27	12.23% 62	507	0.57
Loitering	22.97% 116	42.97% 217	15.05% 76	7.92% 40	11.09% 56	505	0.64
Truancy	61.86% 313	24.11% 122	7.51% 38	2.96% 15	3.56% 18	506	0.24

Q4 Please describe how much of a problem the following activities are in YOUR NEIGHBORHOOD.

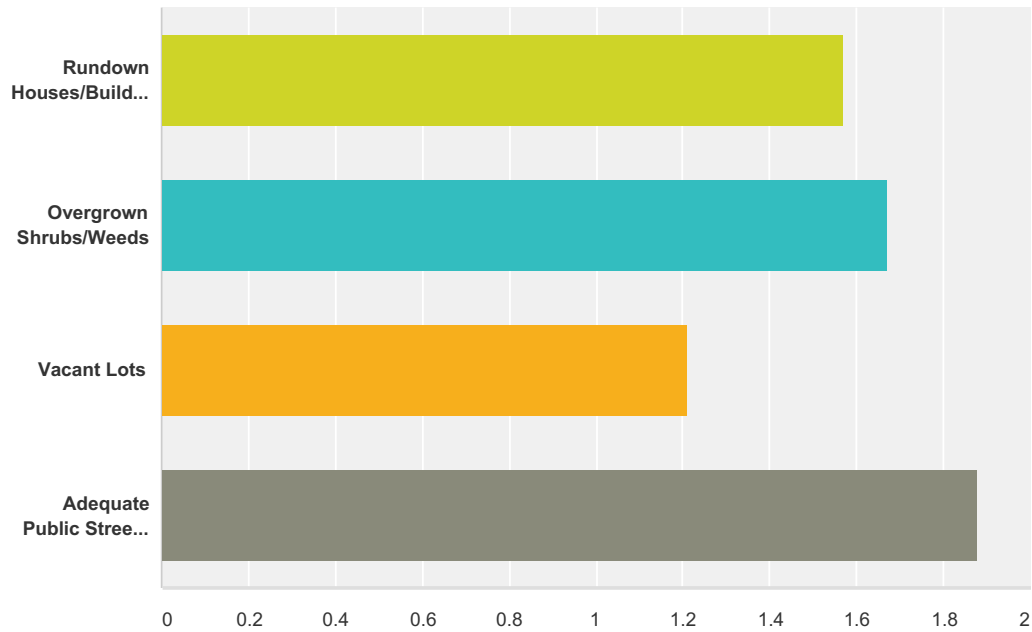
Answered: 504 Skipped: 32



	Don't Know	No Problem	Small Problem	Somewhat of a Problem	Big Problem	Total	Weighted Average
Speeding Vehicles	2.99% 15	9.36% 47	29.88% 150	27.69% 139	30.08% 151	502	2.75
Reckless Driving	11.75% 59	18.73% 94	30.48% 153	22.11% 111	16.93% 85	502	2.25
Abandoned Cars	27.35% 137	50.70% 254	13.77% 69	4.59% 23	3.59% 18	501	1.34
Drunk Driving	61.80% 309	15.60% 78	9.60% 48	9.80% 49	3.20% 16	500	1.39
Illegally Parked Cars	25.40% 127	41.80% 209	20.80% 104	7.60% 38	4.40% 22	500	1.49
Traffic Sign/Signal Violations	20.12% 101	27.69% 139	27.69% 139	14.54% 73	9.96% 50	502	1.87
Loud Vehicle Music/Equipment	9.54% 48	36.58% 184	28.03% 141	13.72% 69	12.13% 61	503	1.92

Q5 Please describe how much of a problem the following activities are in YOUR NEIGHBORHOOD.

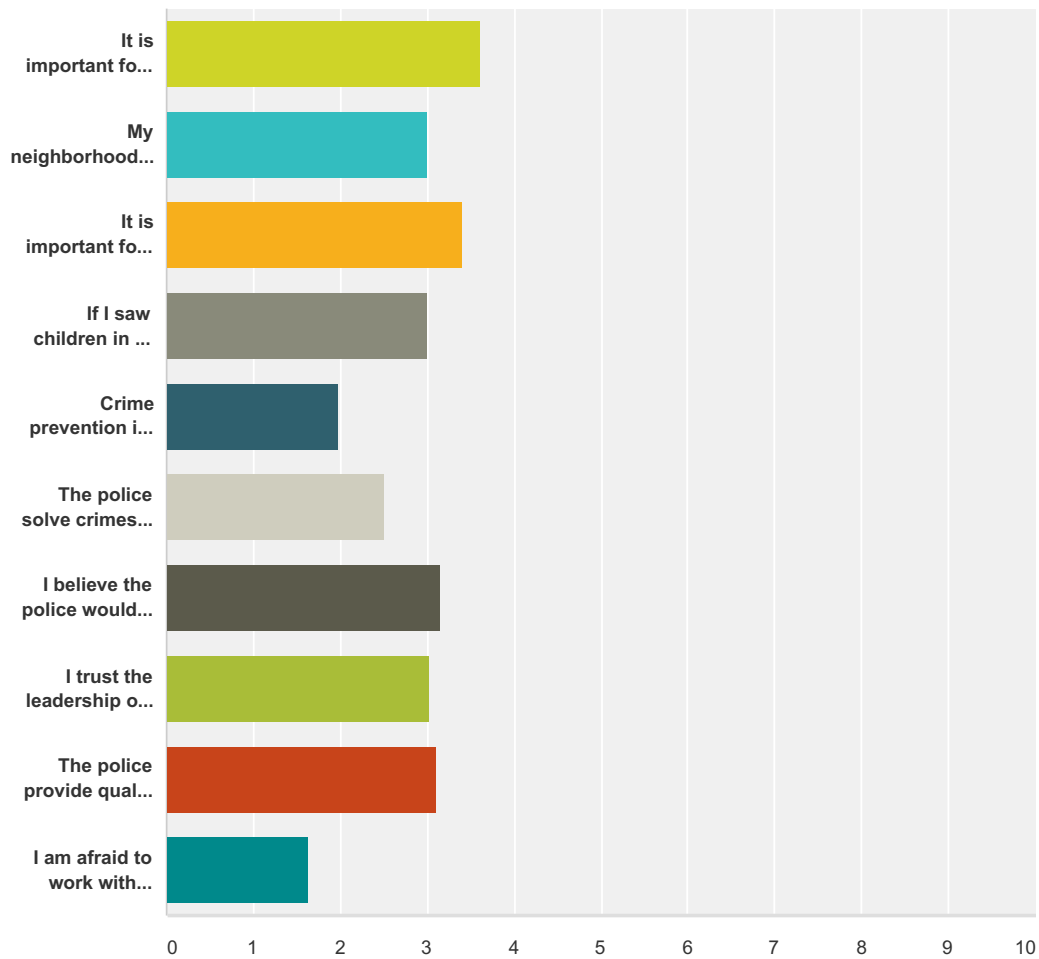
Answered: 499 Skipped: 37



	Don't Know	No Problem	Small Problem	Somewhat of a Problem	Big Problem	Total	Weighted Average
Rundown Houses/Buildings	6.21% 31	52.91% 264	27.45% 137	10.42% 52	3.01% 15	499	1.57
Overgrown Shrubs/Weeds	6.02% 30	47.39% 236	29.72% 148	13.25% 66	3.61% 18	498	1.67
Vacant Lots	11.04% 55	73.90% 368	9.84% 49	4.22% 21	1.00% 5	498	1.21
Adequate Public Street Lighting	3.61% 18	41.88% 209	30.06% 150	15.63% 78	8.82% 44	499	1.88

Q6 Please indicate how much you agree or disagree with the following statements.

Answered: 490 Skipped: 46



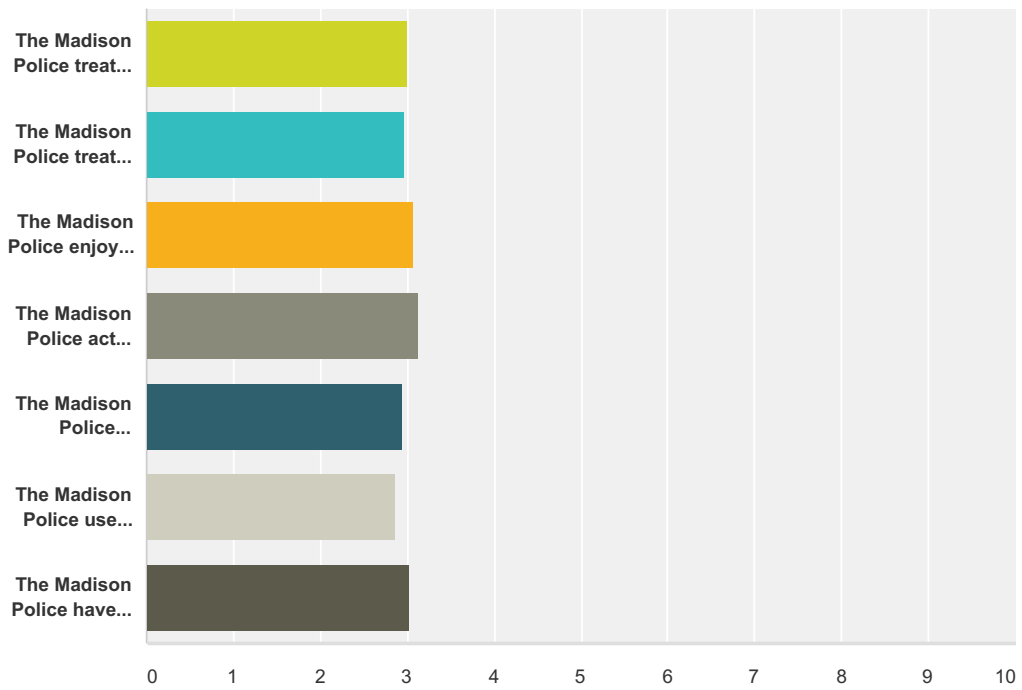
	Strongly Disagree	Disagree	Agree	Strongly Agree	Total	Weighted Average
It is important for community members to work with the police to solve local problems.	1.23% 6	2.05% 10	29.77% 145	66.94% 326	487	3.62
My neighborhood is a safe place to live.	3.49% 17	14.58% 71	59.75% 291	22.18% 108	487	3.01
It is important for citizens to take an active role in preventing crime.	1.44% 7	3.29% 16	48.67% 237	46.61% 227	487	3.40
If I saw children in my neighborhood causing problems, I would likely first ask them to stop before I called the police to get involved.	3.08% 15	18.07% 88	54.62% 266	24.23% 118	487	3.00
Crime prevention is the responsibility of the police; NOT citizens like me.	20.33% 99	63.86% 311	12.94% 63	2.87% 14	487	1.98
The police solve crimes quickly.	8.37% 39	36.05% 168	52.15% 243	3.43% 16	466	2.51
I believe the police would respond quickly if I were to call them about an emergency.	2.26% 11	9.26% 45	59.67% 290	28.81% 140	486	3.15

2016 Madison Police: East District Community Survey

I trust the leadership of the Madison Police Department.	7.77% 37	13.45% 64	47.06% 224	31.72% 151	476	3.03
The police provide quality service to the residents of my community.	3.97% 19	10.46% 50	55.86% 267	29.71% 142	478	3.11
I am afraid to work with police for fear of retaliation.	50.21% 243	40.29% 195	6.82% 33	2.69% 13	484	1.62

Q7 Please indicate your feelings/beliefs of the City of Madison Police Department.

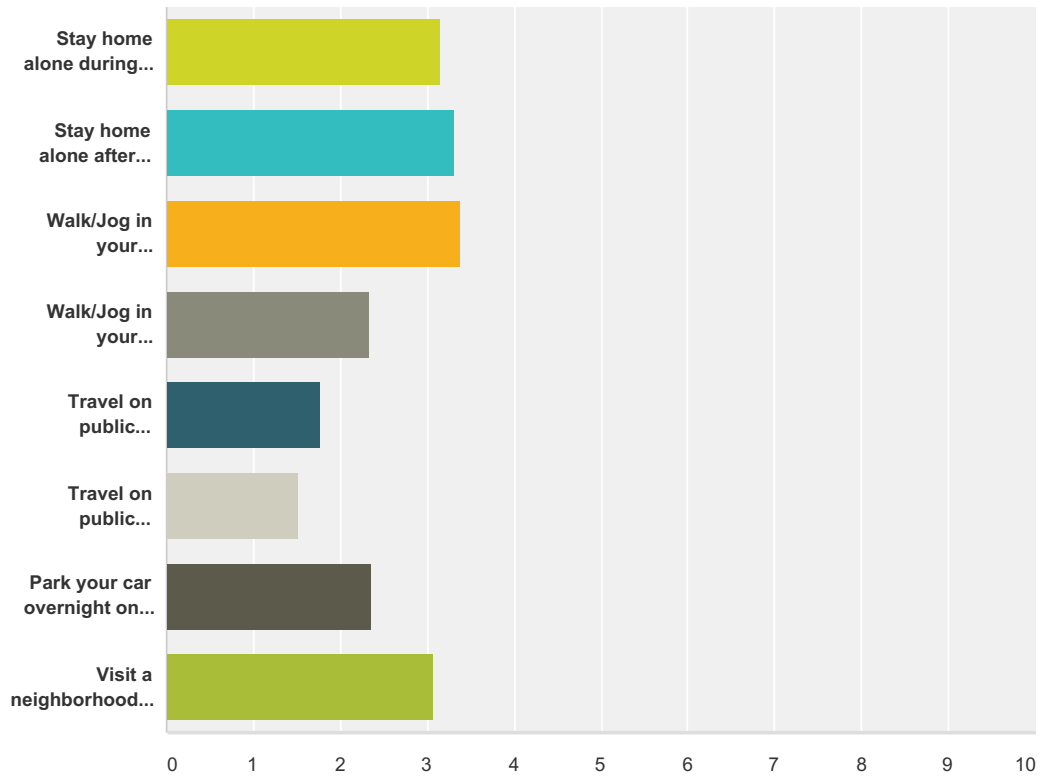
Answered: 478 Skipped: 58



	Never	Sometimes	Most of the Time	Always	Total	Weighted Average
The Madison Police treat people with respect.	0.84% 4	16.98% 81	63.52% 303	18.66% 89	477	3.00
The Madison Police treat people fairly.	1.89% 9	17.61% 84	63.10% 301	17.40% 83	477	2.96
The Madison Police enjoy helping people.	1.05% 5	17.47% 83	55.37% 263	26.11% 124	475	3.07
The Madison Police act professionally.	1.05% 5	11.39% 54	60.76% 288	26.79% 127	474	3.13
The Madison Police understand my values.	3.20% 15	22.17% 104	51.17% 240	23.45% 110	469	2.95
The Madison Police use appropriate force.	2.56% 12	24.73% 116	55.86% 262	16.84% 79	469	2.87
The Madison Police have earned my trust.	4.42% 21	18.53% 88	47.16% 224	29.89% 142	475	3.03

Q8 The following questions ask you how often you engage in a variety of activities. Please select a response for each activity. Please consider :Never-----0 times/month Seldom-----1-2 times/month Occasionally---1-2 times/week Often-----3+ times/week How often do you...

Answered: 485 Skipped: 51



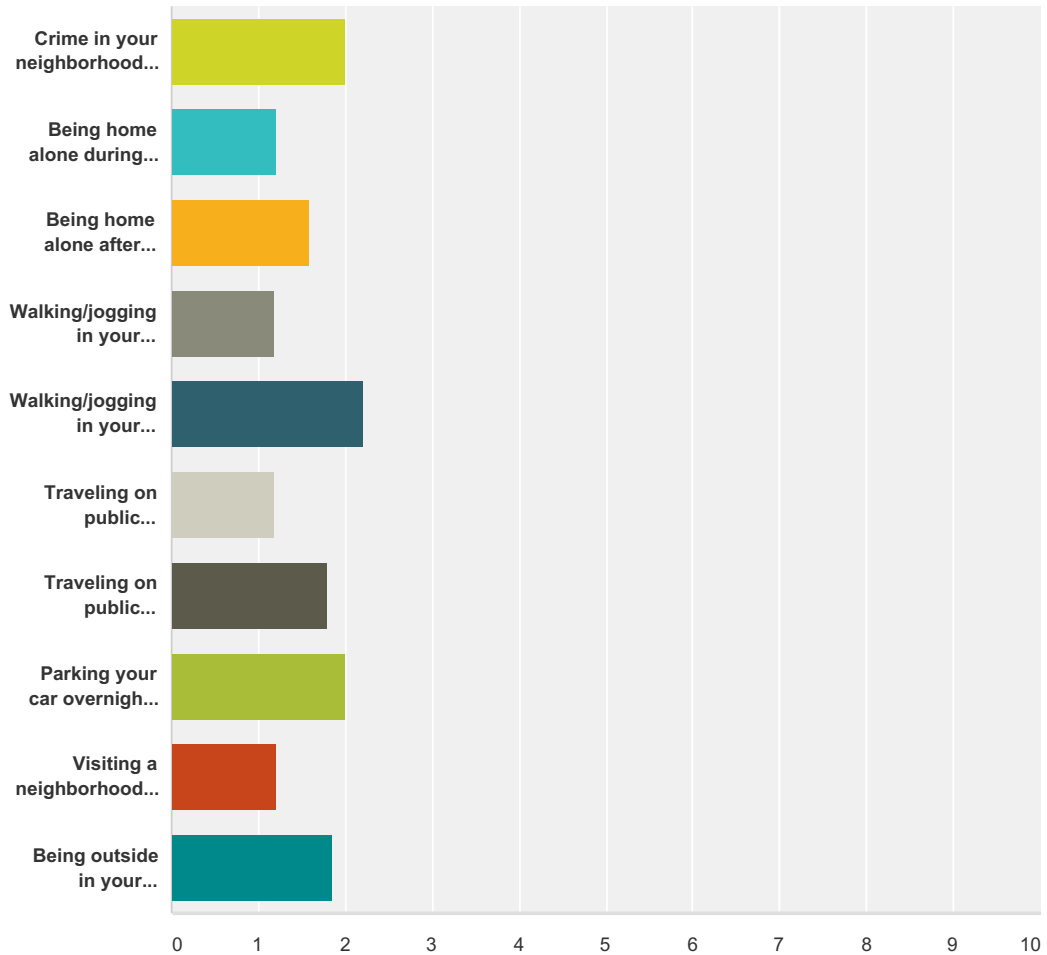
	Never	Seldom	Occasionally	Often	Total	Weighted Average
Stay home alone during the day	2.69% 13	21.95% 106	32.92% 159	42.44% 205	483	3.15
Stay home alone after dark	3.11% 15	15.53% 75	28.16% 136	53.21% 257	483	3.31
Walk/Jog in your neighborhood in the daytime	2.69% 13	12.42% 60	28.78% 139	56.11% 271	483	3.38
Walk/Jog in your neighborhood after dark	28.04% 136	28.25% 137	24.95% 121	18.76% 91	485	2.34
Travel on public transportation during the day	60.33% 292	15.08% 73	11.36% 55	13.22% 64	484	1.77
Travel on public transportation after dark	68.80% 333	15.91% 77	9.92% 48	5.37% 26	484	1.52

2016 Madison Police: East District Community Survey

Park your car overnight on the street	31.20% 151	26.45% 128	18.60% 90	23.76% 115	484	2.35
Visit a neighborhood park or playground	6.60% 32	18.56% 90	35.67% 173	39.18% 190	485	3.07

Q9 The following questions ask you about how fearful you are of crime or your personal safety. Indicate how fearful you are of the following by selecting one response to the right of each statement.

Answered: 483 Skipped: 53



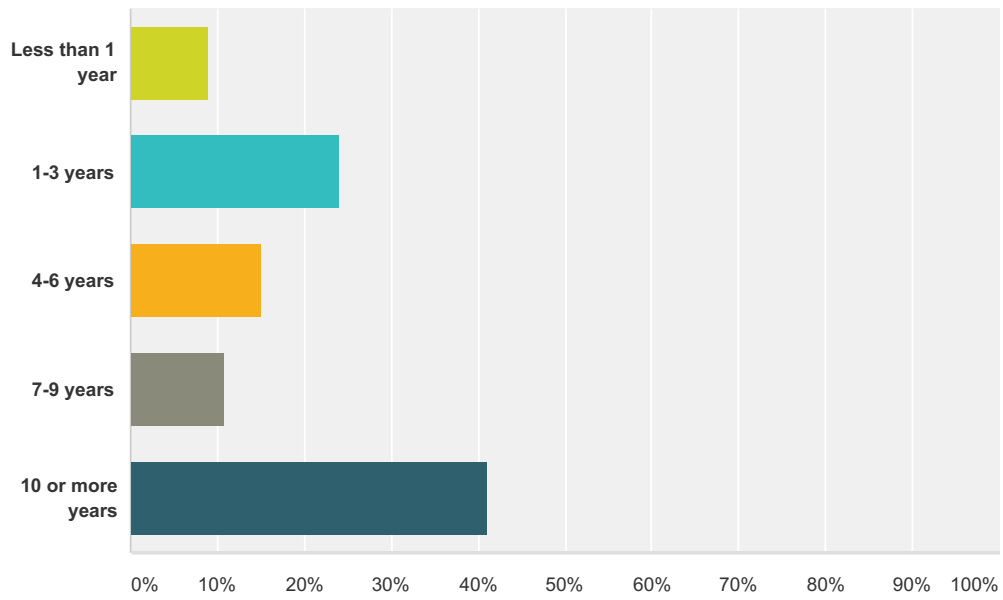
	Not Afraid at All	Only Somewhat Afraid	Afraid	Very Afraid	Total	Weighted Average
Crime in your neighborhood (in general)	27.18% 131	51.45% 248	15.35% 74	6.02% 29	482	2.00
Being home alone during the day	80.67% 388	16.84% 81	1.87% 9	0.62% 3	481	1.22
Being home alone after dark	53.11% 256	37.55% 181	6.64% 32	2.70% 13	482	1.59
Walking/jogging in your neighborhood during the day	83.02% 401	14.70% 71	2.07% 10	0.21% 1	483	1.19
Walking/jogging in your neighborhood after dark	19.92% 96	48.55% 234	20.95% 101	10.58% 51	482	2.22
Traveling on public transportation during the day	83.44% 388	14.62% 68	1.72% 8	0.22% 1	465	1.19

2016 Madison Police: East District Community Survey

Traveling on public transportation after dark	44.49% 206	36.50% 169	14.90% 69	4.10% 19	463	1.79
Parking your car overnight on the street	29.83% 142	46.01% 219	17.44% 83	6.72% 32	476	2.01
Visiting a neighborhood park or playground	81.00% 388	16.70% 80	1.67% 8	0.63% 3	479	1.22
Being outside in your neighborhood at night	32.99% 159	52.90% 255	9.54% 46	4.56% 22	482	1.86

Q10 Approximately how long have you lived at your current location?

Answered: 475 Skipped: 61



Answer Choices	Responses
Less than 1 year	9.05% 43
1-3 years	24.00% 114
4-6 years	14.95% 71
7-9 years	10.95% 52
10 or more years	41.05% 195
Total	475

Q11 What street do you live on?

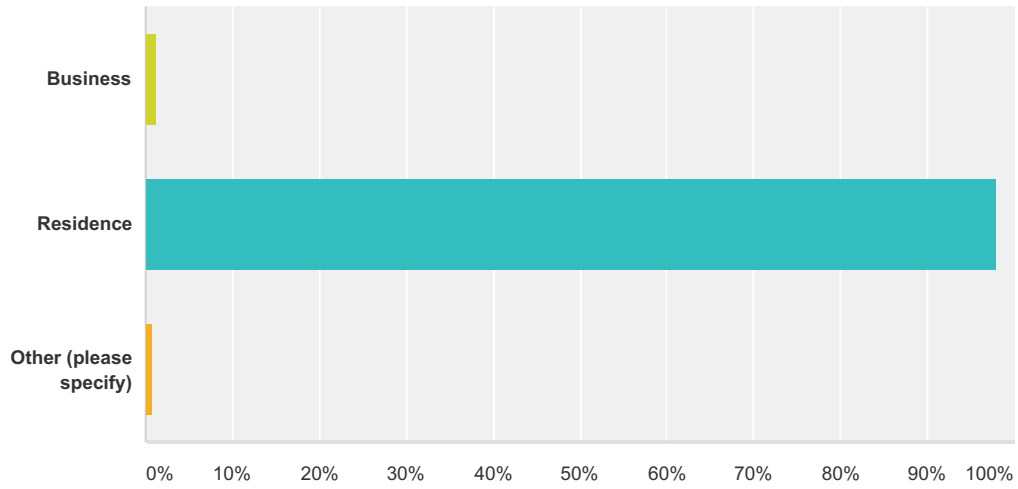
Answered: 466 Skipped: 70

**Q12 What block do you live on (i.e., 1100,
2900, etc)?**

Answered: 450 Skipped: 86

Q13 Is this a business or a residence?

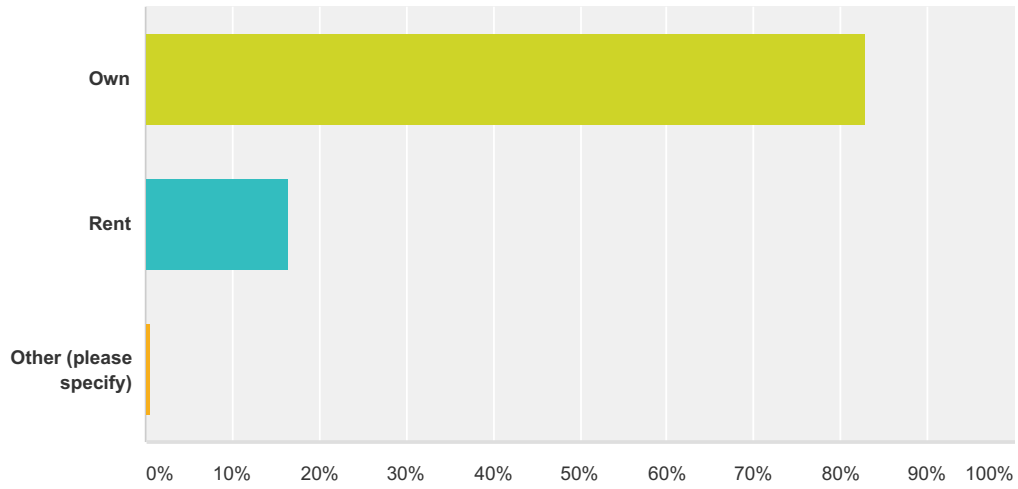
Answered: 475 Skipped: 61



Answer Choices	Responses
Business	1.26% 6
Residence	97.89% 465
Other (please specify)	0.84% 4
Total	475

Q14 Do you own or rent your property?

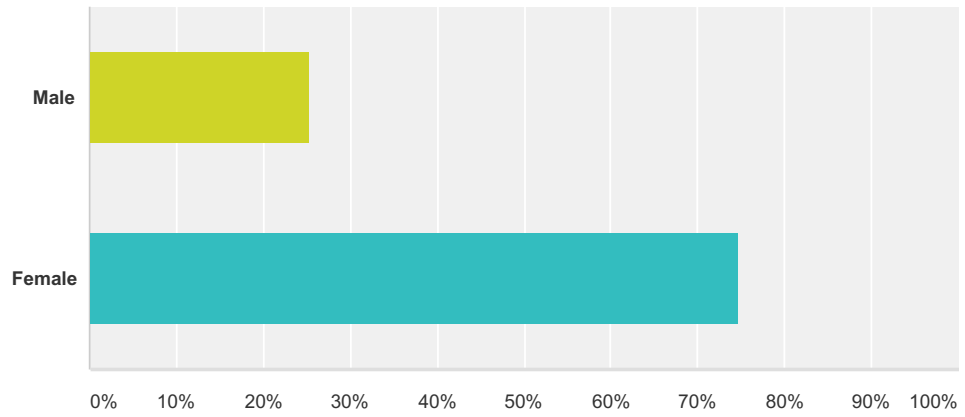
Answered: 474 Skipped: 62



Answer Choices	Responses	
Own	82.91%	393
Rent	16.46%	78
Other (please specify)	0.63%	3
Total		474

Q15 What is your gender?

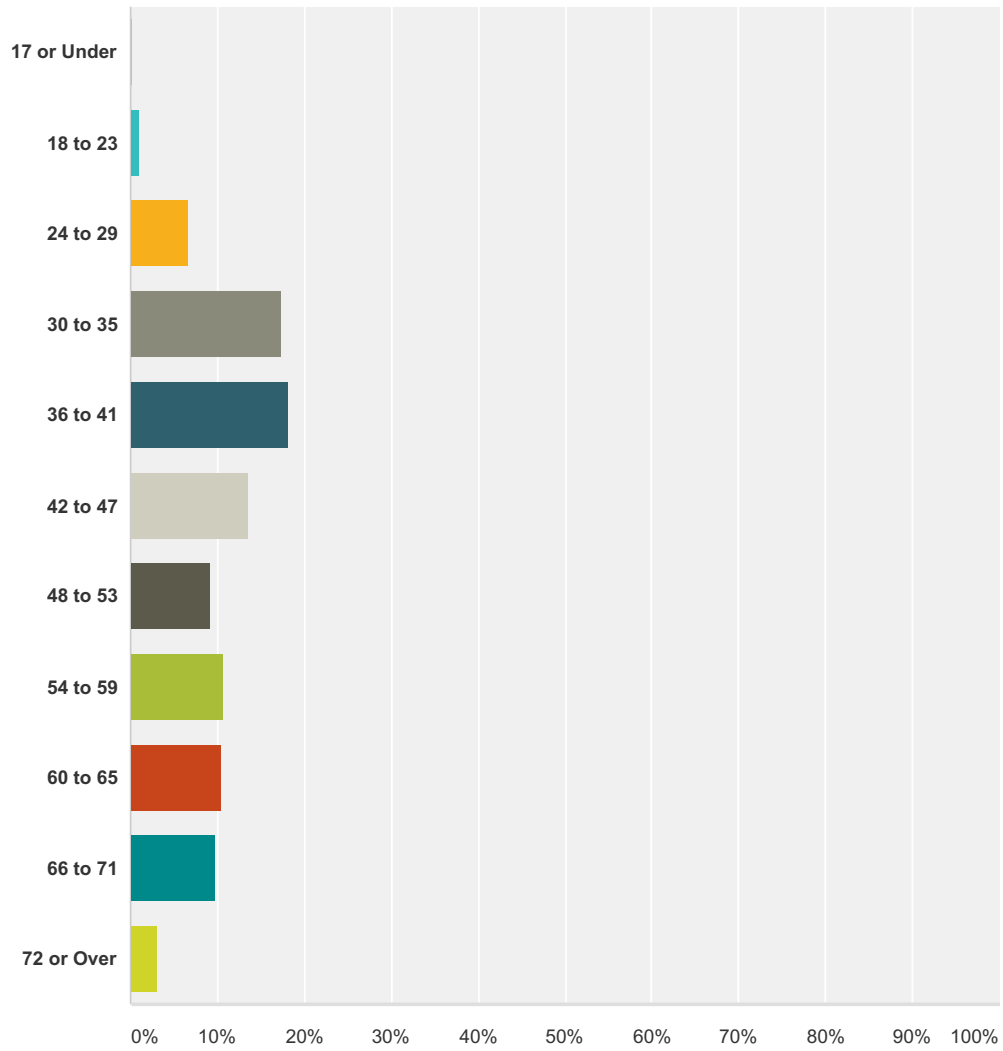
Answered: 468 Skipped: 68



Answer Choices	Responses	
Male	25.21%	118
Female	74.79%	350
Total		468

Q16 How old are you?

Answered: 470 Skipped: 66



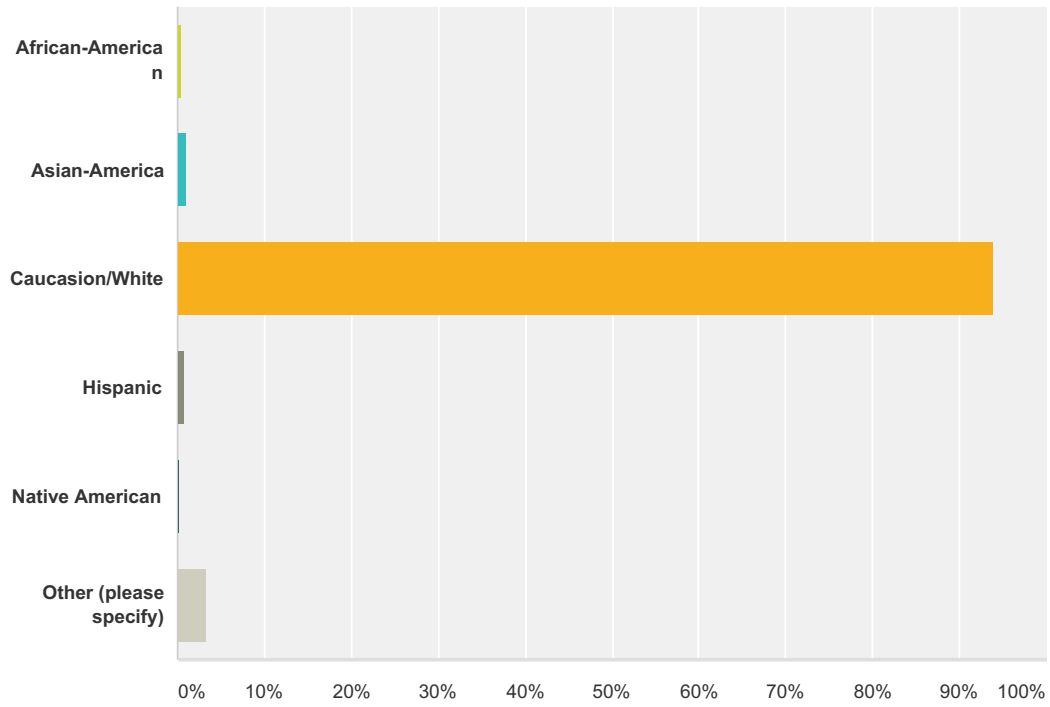
Answer Choices	Responses	Count
17 or Under	0.21%	1
18 to 23	1.06%	5
24 to 29	6.60%	31
30 to 35	17.23%	81
36 to 41	18.09%	85
42 to 47	13.62%	64
48 to 53	9.15%	43
54 to 59	10.64%	50
60 to 65	10.43%	49
66 to 71	9.79%	46

2016 Madison Police: East District Community Survey

72 or Over	3.19%	15
Total		470

Q17 What is your race/ethnicity?

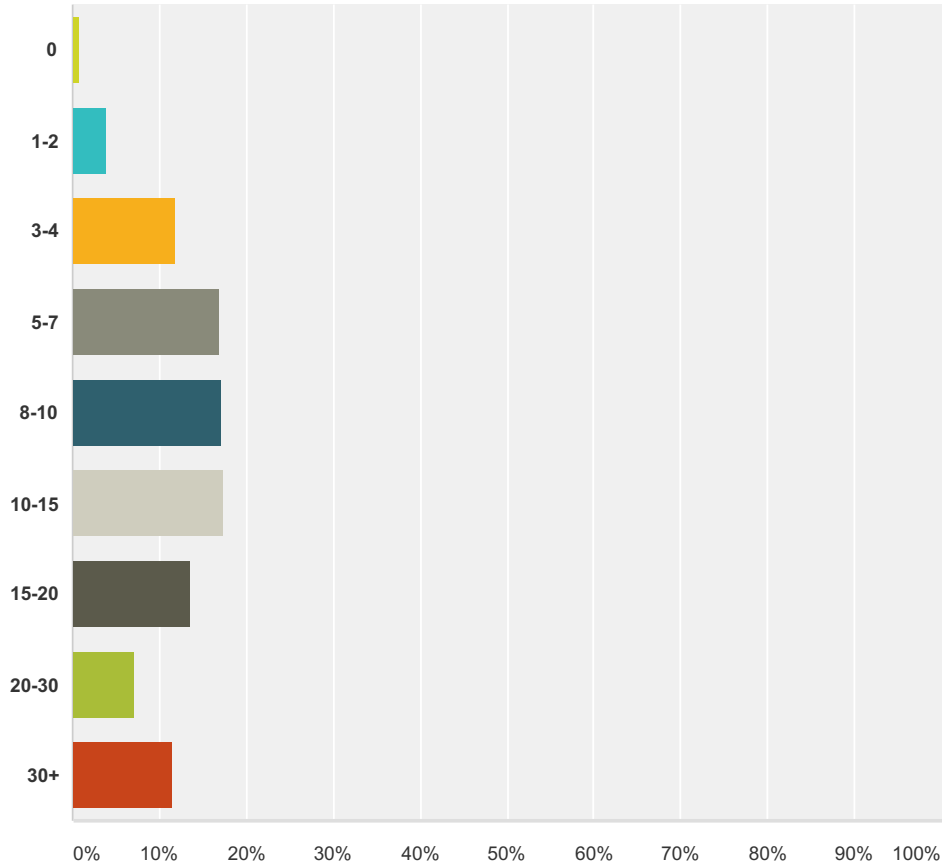
Answered: 465 Skipped: 71



Answer Choices	Responses
African-American	0.43% 2
Asian-America	1.08% 5
Caucasian/White	93.98% 437
Hispanic	0.86% 4
Native American	0.22% 1
Other (please specify)	3.44% 16
Total	465

Q18 Besides your household, how many people do you know by name in your neighborhood?

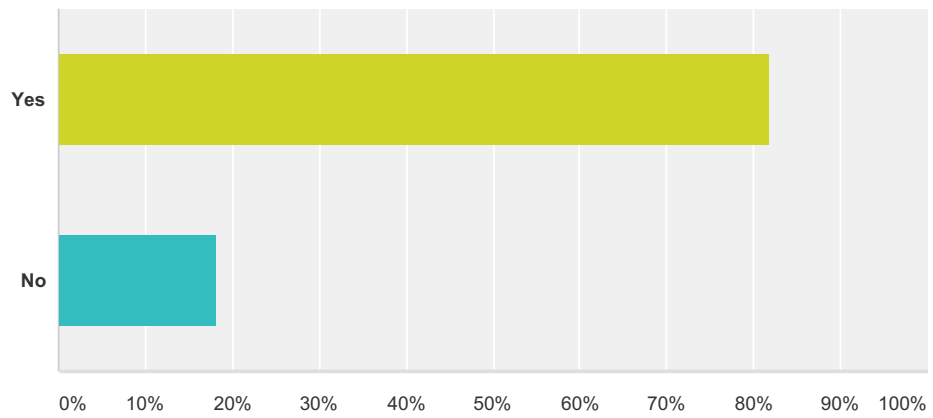
Answered: 463 Skipped: 73



Answer Choices	Responses
0	0.86% 4
1-2	3.89% 18
3-4	11.88% 55
5-7	16.85% 78
8-10	17.06% 79
10-15	17.28% 80
15-20	13.61% 63
20-30	7.13% 33
30+	11.45% 53
Total	463

Q19 Do you know what neighborhood association is active in your neighborhood?

Answered: 460 Skipped: 76



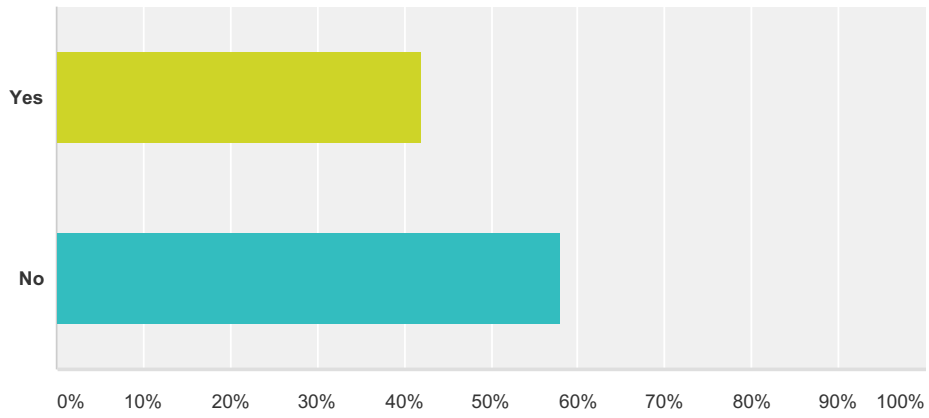
Answer Choices	Responses
Yes	81.74% 376
No	18.26% 84
Total	460

**Q20 If yes, which neighborhood association
are you located in?**

Answered: 373 Skipped: 163

Q21 Are you a member of your neighborhood association?

Answered: 456 Skipped: 80



Answer Choices	Responses	
Yes	41.89%	191
No	58.11%	265
Total		456

**Q22 Is there anything you would like to say
to the Madison Police Department?**

Answered: 306 Skipped: 230