



NATIONAL LAW ENFORCEMENT
APPLIED RESEARCH & DATA PLATFORM

Madison Community Survey

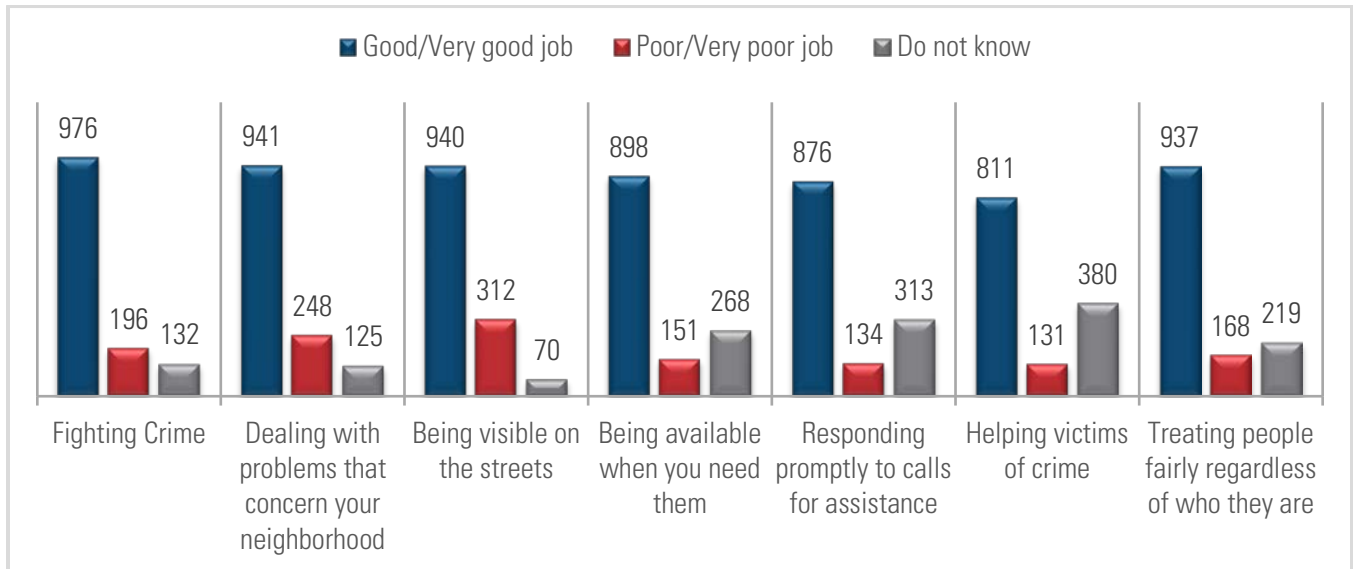
Platform Report: Community Survey

To cite this report, please use: Police Foundation (2019). Law Enforcement Community Survey Report. Washington, DC: National Law Enforcement Applied Research and Data Platform.

For more information, please visit
<https://www.nationallawenforcementplatform.org>

Community Survey Madison, WI¹

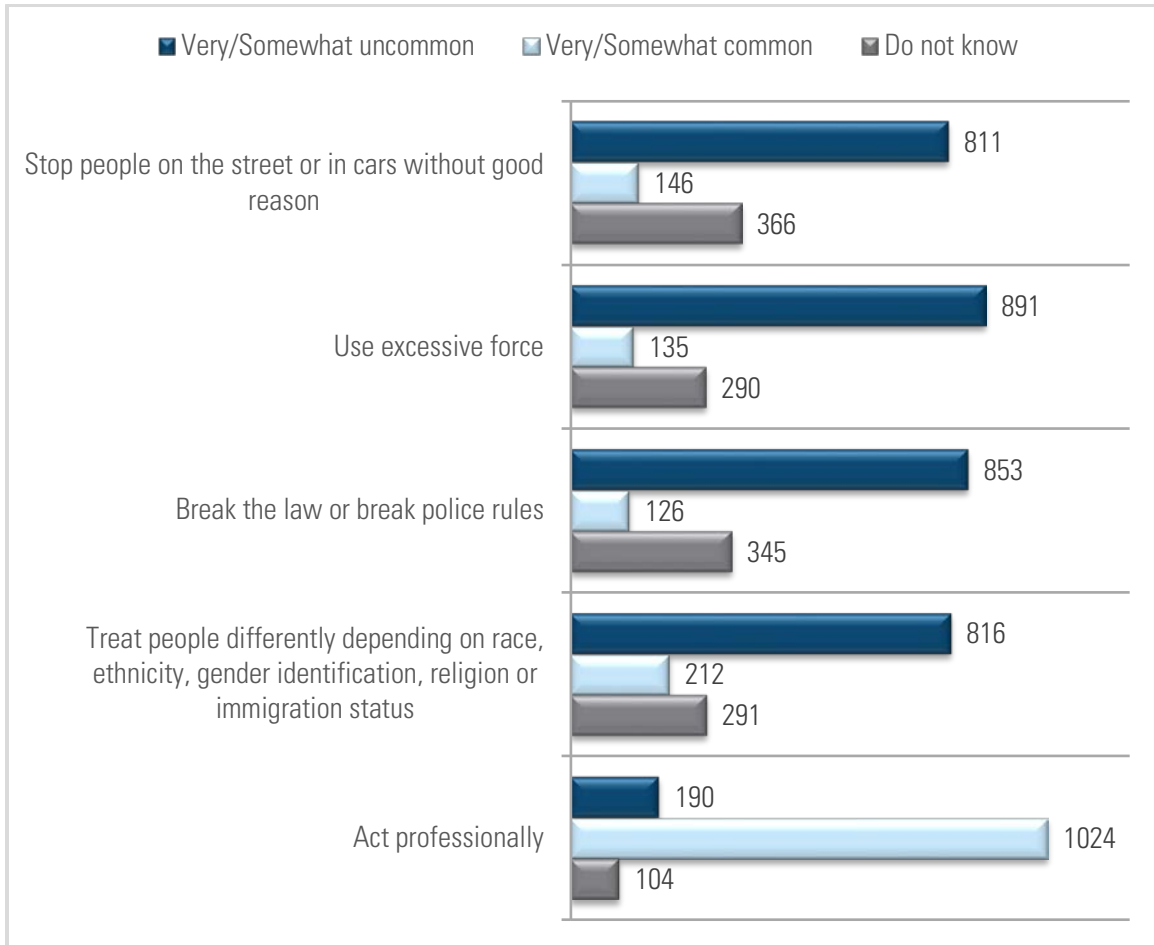
How well are the police doing at the following?



According to the respondents, the police are doing a **good job** in all given areas, but 24% of respondents feel that the police are doing a **poor/very poor job** of being visible on the streets.

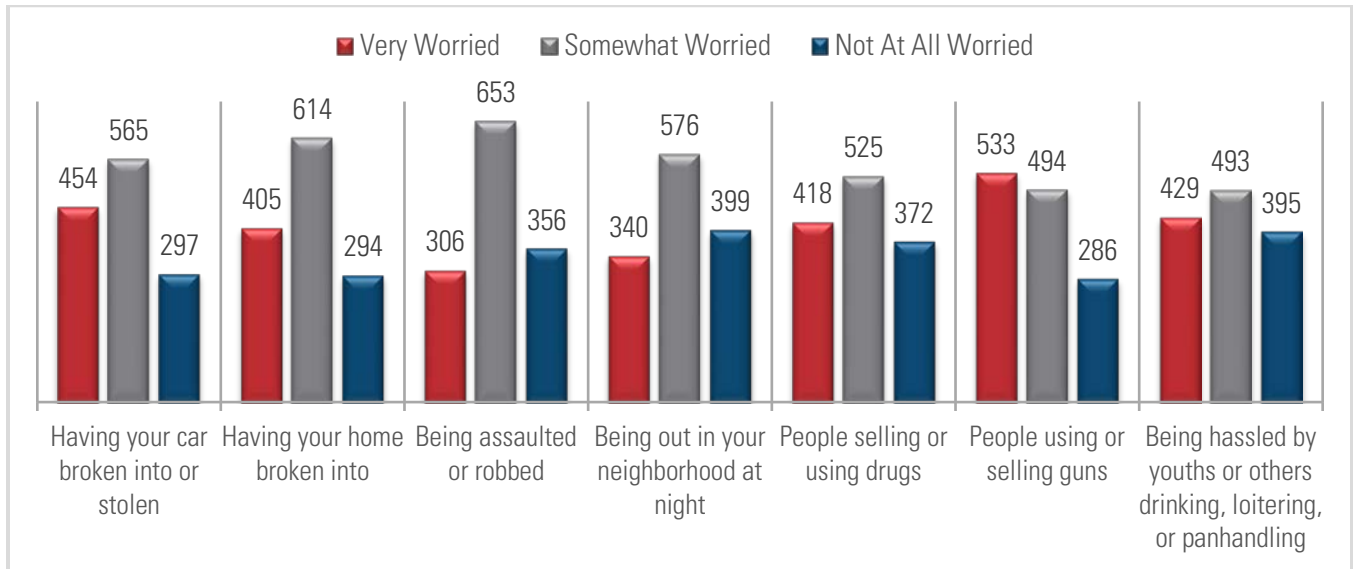
¹ Counts will not be the same for each question, because not all participants responded to all questions

How common is it for the police to do the following?



According to the respondents, it is **common** for the police to act professionally. The majority of the respondents indicate that it is **uncommon** for police to stop people without good reason, use excessive force or offensive language, break the law or police rules, or treat people differently based on race, ethnicity, gender identification, religion or immigration status.

How worried are you about the following?



The majority of respondents are **at least somewhat worried** about all of the given issues, and are very worried about people using or selling guns.

Please indicate how much you agree or disagree with the following:



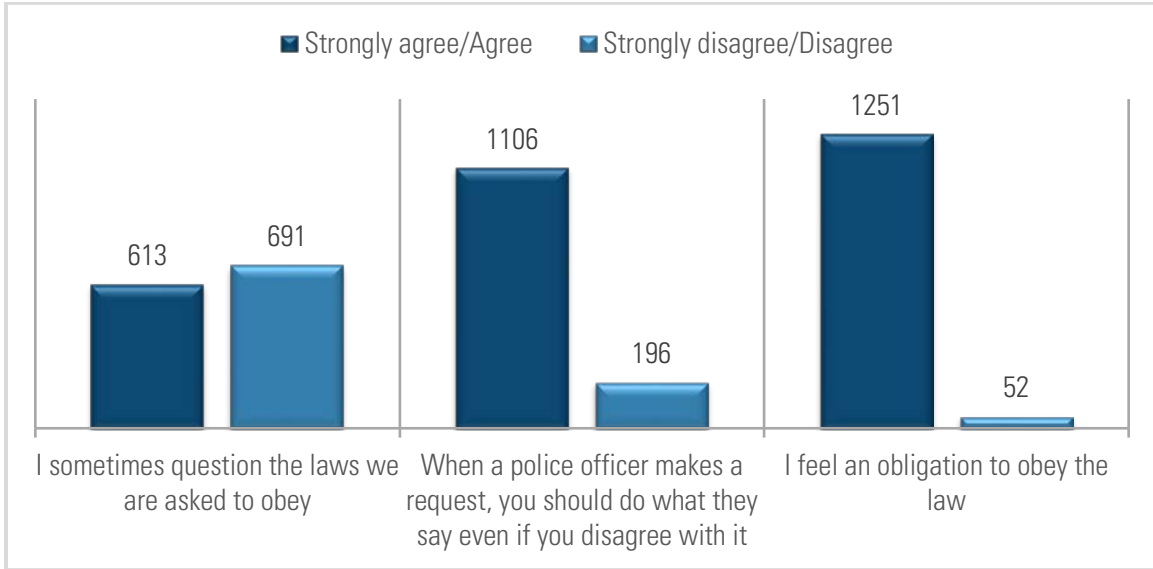
The majority of respondents **agree** that they trust their police department, have confidence in them, would feel comfortable calling them if needed, believe that the agency would take complaints against officers seriously, and have confidence in the department's ability to investigate and solve major cases and use public funding and resources wisely.

How likely would you be to do the following?



The majority of community members would be **likely** to work with the police to identify a person who has committed a crime, or places where crimes have taken place, as well as attend a meeting of residents in their neighborhood to discuss crime prevention.

Please indicate how much you agree or disagree with the following:



A majority of respondents **agree** that they feel an obligation to obey the law and that, when a police officer makes a request, they should comply even if they disagree with it. 47% **agree** that they sometimes question the laws they are asked to obey.

Open-Ended

Is there anything you would like to share about your local agency and/or its officers, good or bad?

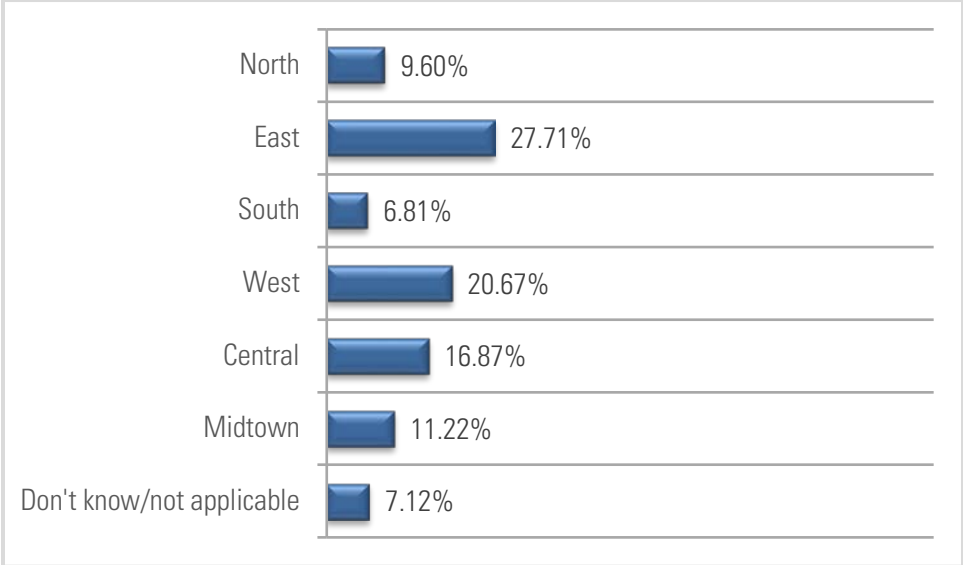
Themes

Three overarching themes surfaced through the open-ended question that provide insight into the respondent's perspectives of the police department and its operations: positive affirmation, the need for more enforcement and visibility, and the need for more officers². 240 (32%) of the open-ended responses are positive, affirming that the Madison PD is doing a good job; 136 (18%) of the open-ended comments indicate that the respondents think that the department needs to increase visibility, enforce more laws (respondents commonly cite traffic-related enforcement) and engage more proactively in communities; and 131 (17%) of respondents indicated that the department needs additional officers in order to be more effective. In addition to these themes, 127 responses (17%) indicated that participants were not pleased with the level of support the City and DA provide to the department.

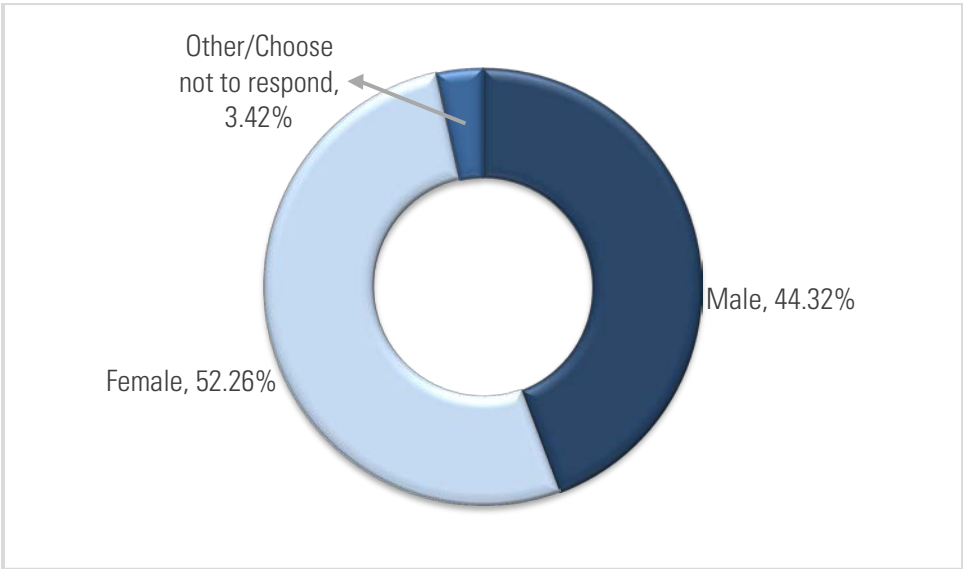
² 607 participants provided open-ended responses, however some comments were robust and two main themes emerged. These comments were split into two to ensure both themes were included in the results. The statistics above are based on the resulting 760 comments.

Demographics

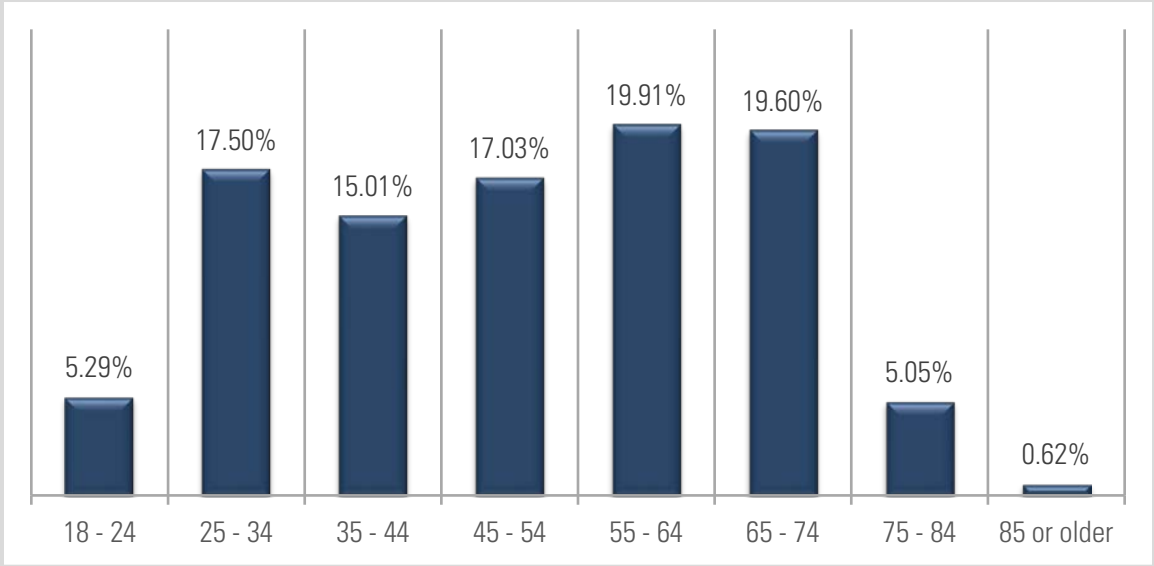
What neighborhood do you reside in?



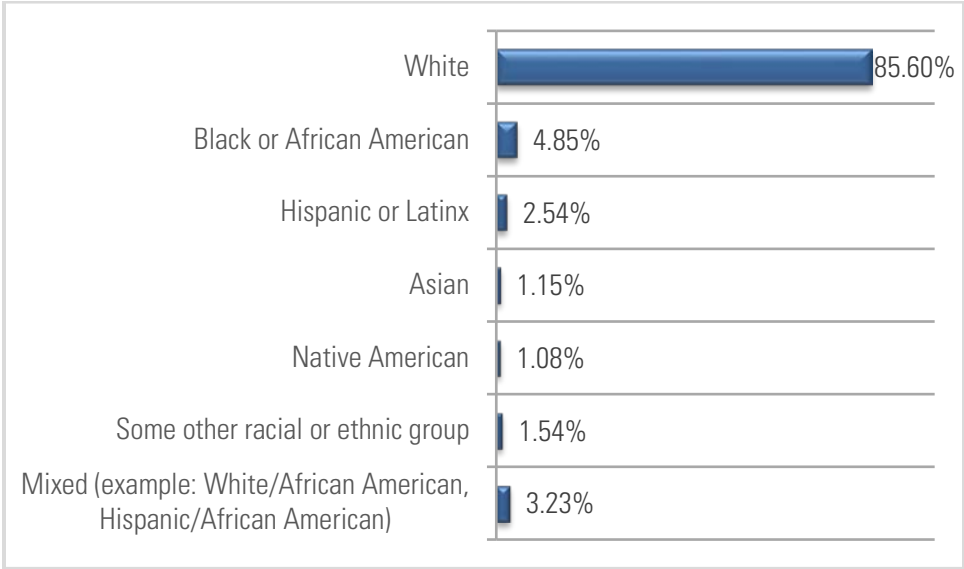
Gender:



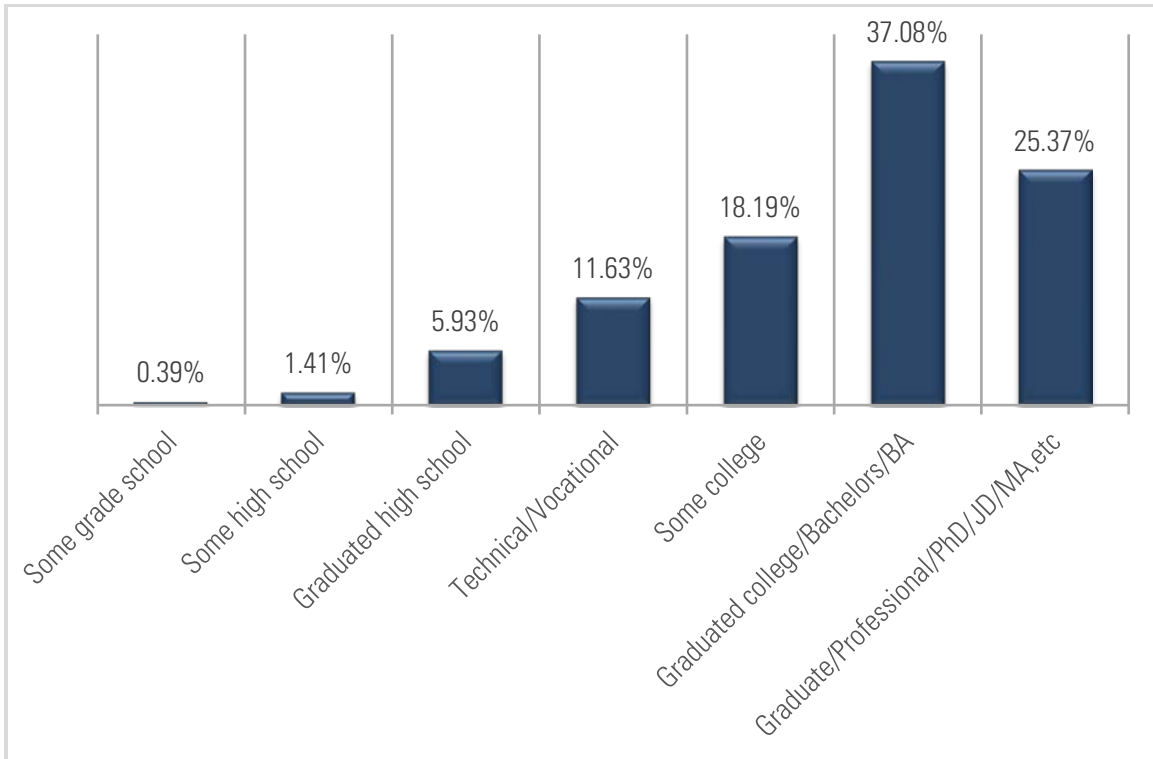
Age:



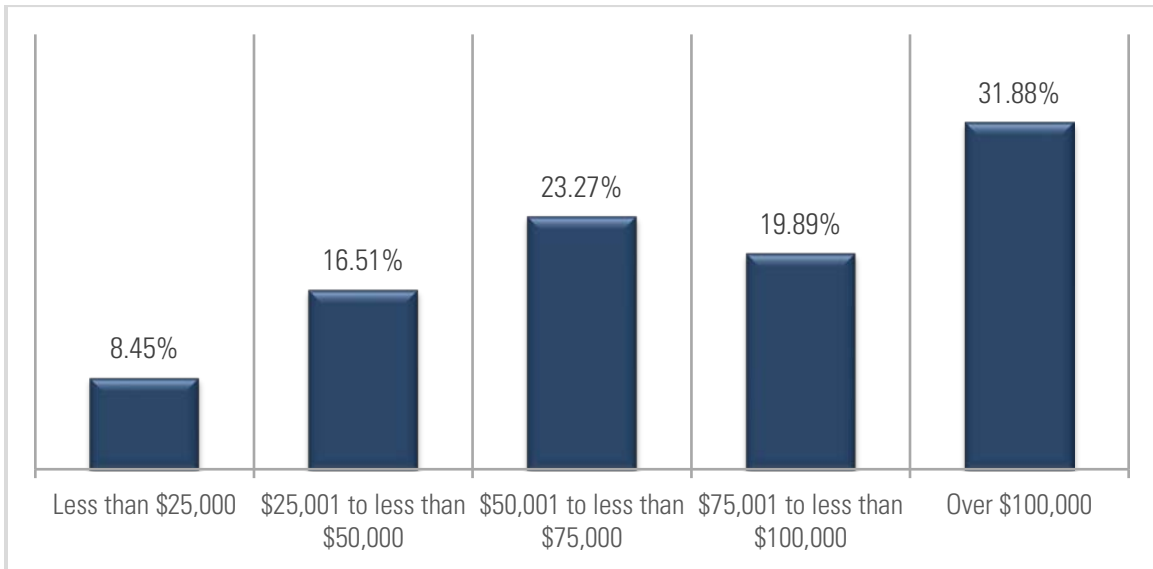
Race:



Education:



Household Income:



APPENDIX

How well are they doing...	Very Good Job	Good Job	Poor Job	Very Poor Job	Do Not Know	Total
Fighting Crime	377	599	148	48	132	1304
Dealing with problems that concern your neighborhood	358	583	193	55	125	1314
Being visible on the streets	322	618	234	78	70	1322
Being available when you need them	399	499	106	45	268	1317
Responding promptly to calls for assistance	403	473	94	40	313	1323
Helping victims of crime	392	419	83	48	380	1322
Treating people fairly regardless of who they are	546	391	87	81	219	1324

How common is it for the police to...	Very Uncommon	Somewhat Uncommon	Somewhat Common	Very Common	Do Not Know	Total
Stop people on the street or in cars without good reason	653	158	89	57	366	1323
Use excessive force	702	189	89	46	290	1316
Break the law or break police rules	692	161	67	59	345	1324
Treat people differently depending on race, ethnicity, gender identification, religion or immigration status	625	191	113	99	291	1319
Act professionally	139	51	150	874	104	1318

When you are in Madison, how worried are you about...	Very Worried	Somewhat Worried	Not At All Worried	Total
Having your car broken into or stolen	454	565	297	1316
Having your home broken into	405	614	294	1313
Being assaulted or robbed	306	653	356	1315
Being outside in the location where you work or go to school	340	576	399	1315
People selling or using drugs	418	525	372	1315
People using or selling guns	533	494	286	1313
Being hassled by youths or others drinking, loitering, or panhandling	429	493	395	1317

Please indicate how much you agree or disagree with the following statements	Strongly Agree	Agree	Disagree	Strongly Disagree	Total
I trust my police department to make decisions that are good for everyone in my city	610	510	136	53	1309
I have confidence that my police department can do its job well	570	505	184	46	1305
I would feel comfortable calling the police department if I needed help	904	291	79	33	1307
I believe that if I complained about an officer to my police department, that the agency would take it seriously	607	448	169	81	1305

How likely would you be to . . .	Very Likely	Likely	Unlikely	Very Unlikely	Total
Work with the Madison Police Department to identify a person who has committed a crime in your neighborhood	951	280	50	26	1307
Work with the Madison Police Department to identify places for example - houses, businesses, parks - where crimes are taking place	924	279	72	29	1304
Attend a meeting of residents in your neighborhood to discuss crime prevention	562	480	206	55	1303

Please indicate how much you agree or disagree with the following statements	Strongly Agree	Agree	Disagree	Strongly Disagree	Total
I sometimes question the laws we are asked to obey	134	479	485	206	1304
When a police officer makes a request, you should do what they say even if you disagree with it	559	547	143	53	1302
I feel an obligation to obey the law	821	430	33	19	1303

Neighborhood	%	Count
North	9.60%	124
East	27.71%	358
South	6.81%	88
West	20.67%	267
Central	16.87%	218
Midtown	11.22%	145
Don't know/not applicable	7.12%	92
Total	100%	1292

Gender	%	Count
Male	44.32%	570
Female	52.26%	672
Other/Choose not to respond	3.42%	44
Total	100%	1286

Age	%	Count
Under 18	5.29%	68
18 - 24	17.50%	225
25 - 34	15.01%	193
35 - 44	17.03%	219
45 - 54	19.91%	256
55 - 64	19.60%	252
65 - 74	5.05%	65
75 - 84	0.62%	8
85 or older	100%	1286
Total	5.29%	68

Race	%	Count
White	85.60%	1112
Black or African American	4.85%	63
Hispanic or Latinx	2.54%	33
Asian	1.15%	15
Native American	1.08%	14
Some other racial or ethnic group	1.54%	20
Mixed (example: White/African American, Hispanic/African American)	3.23%	42
Total	100%	1299

Highest level of education	%	Count
Some grade school	0.39%	5
Some high school	1.41%	18
Graduated high school	5.93%	76
Technical/Vocational	11.63%	149
Some college	18.19%	233
Graduated college/Bachelors	37.08%	475
Graduate/Professional degree	25.37%	325
Total	100%	1281

Household Income	%	Count
Less than \$25,000	8.45%	105
\$25,001 to less than \$50,000	16.51%	205
\$50,001 to less than \$75,000	23.27%	289
\$75,001 to less than \$100,000	19.89%	247
Over \$100,000	31.88%	396
Total	100%	1242

Survey Statistics

Survey Dates	Count
October 31, 2019 – December 31, 2019	1762