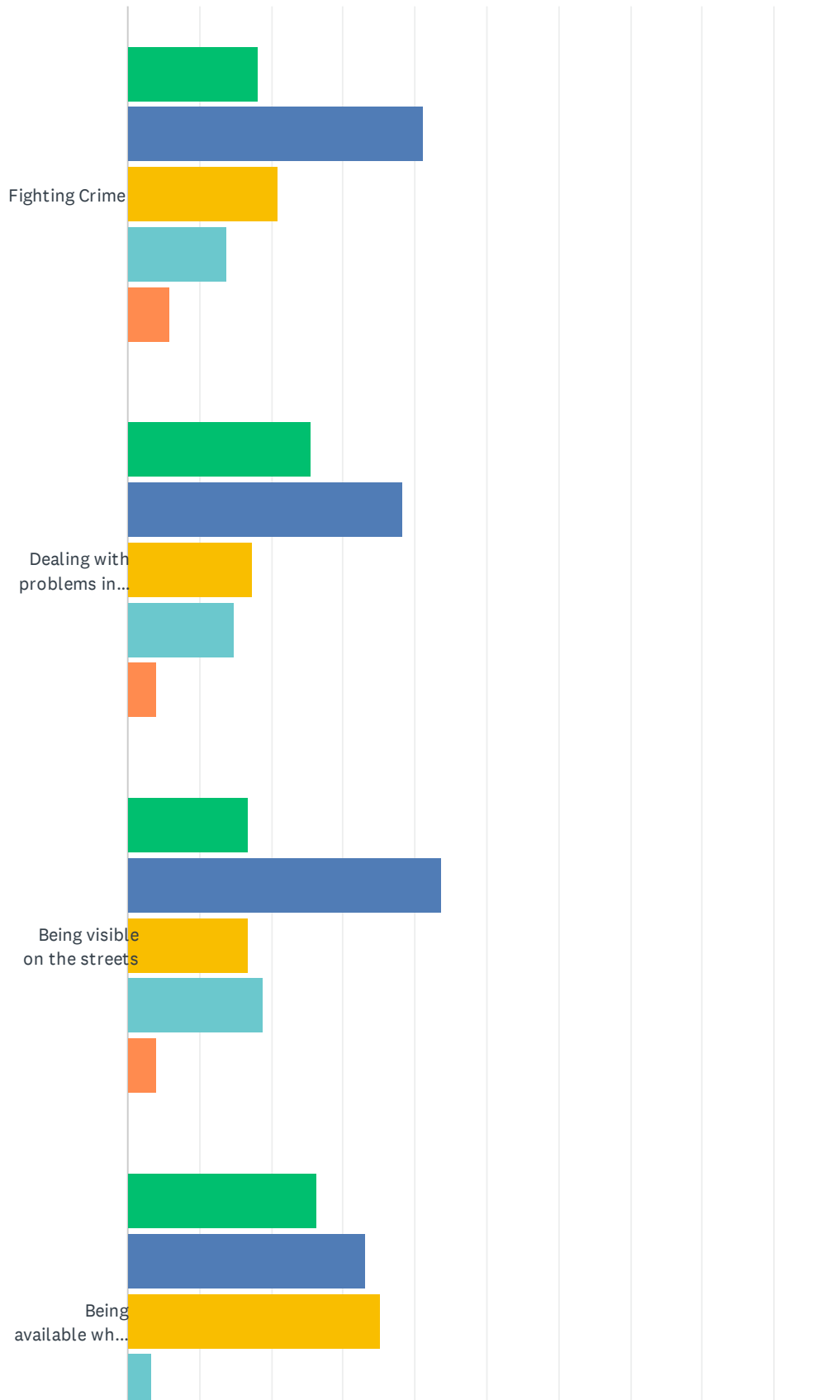
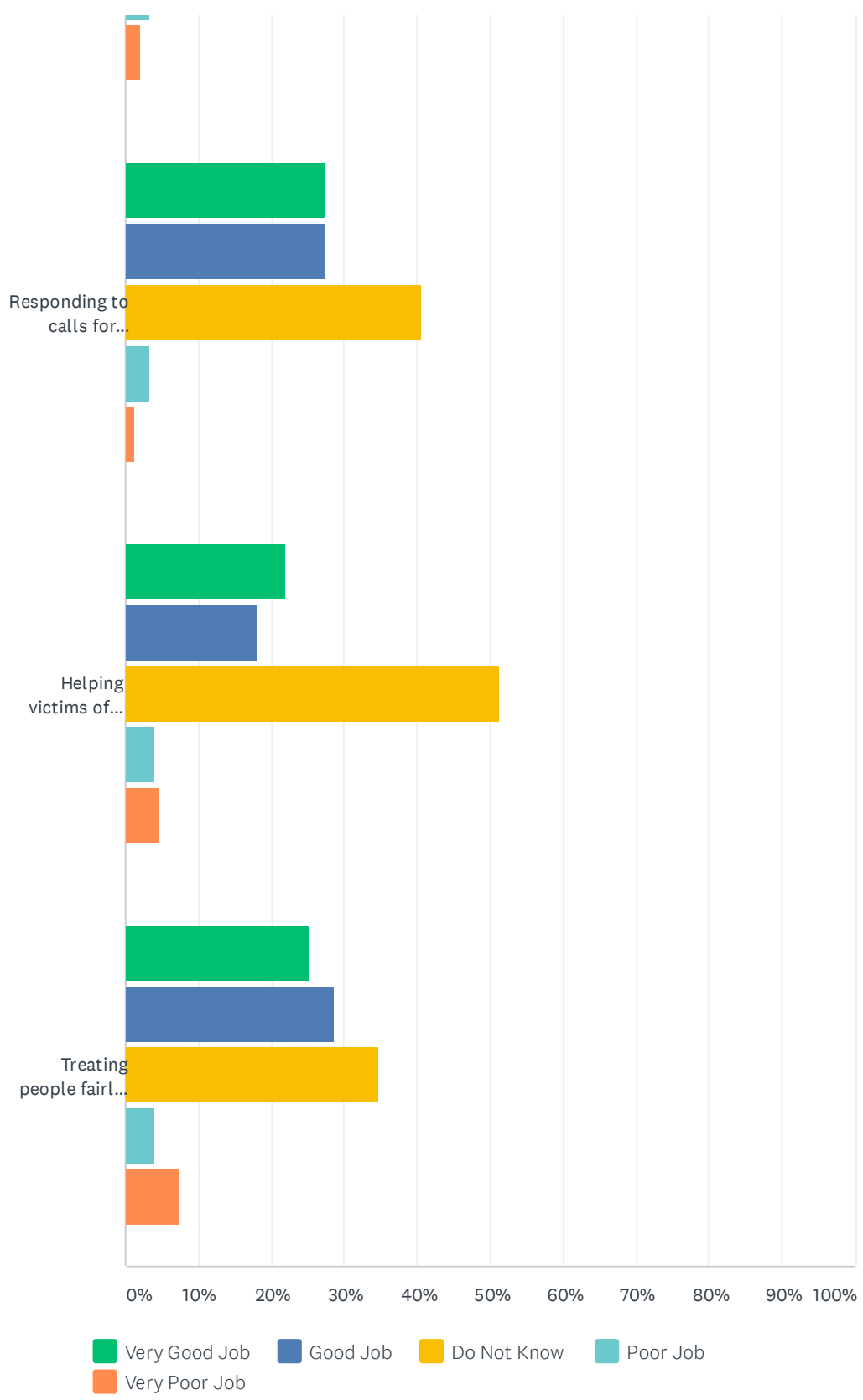


Q1 How well is the Madison Police Department doing at the following:

Answered: 150 Skipped: 2

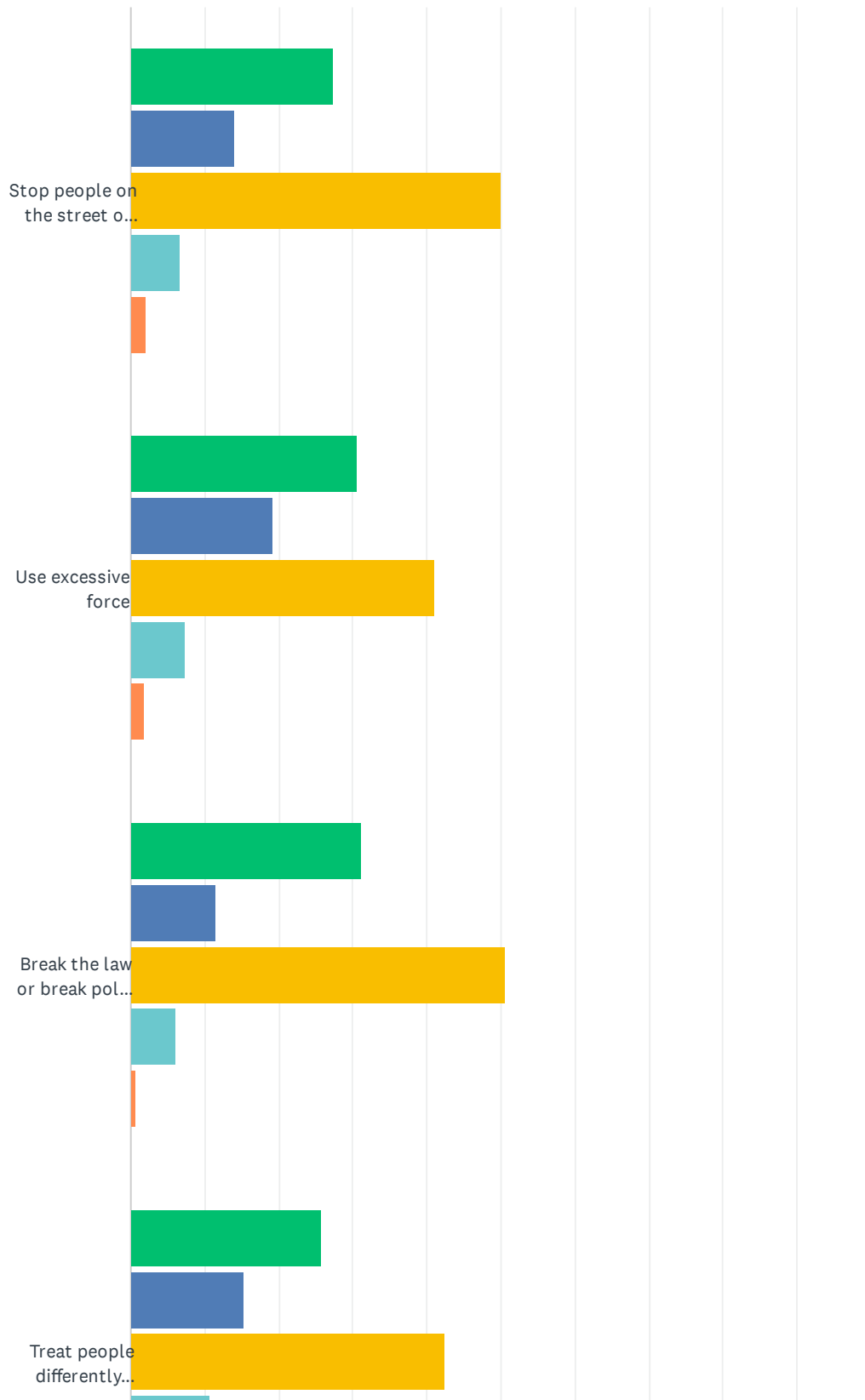


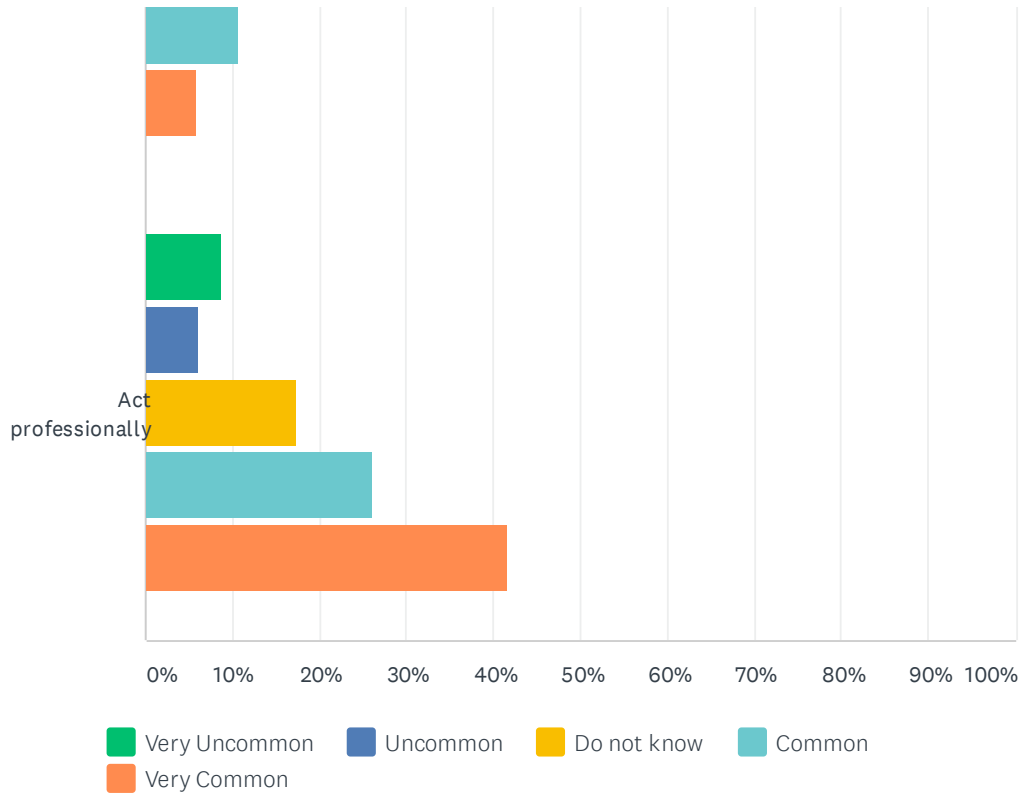


	VERY GOOD JOB	GOOD JOB	DO NOT KNOW	POOR JOB	VERY POOR JOB	TOTAL
Fighting Crime	18.12% 25	41.30% 57	21.01% 29	13.77% 19	5.80% 8	138
Dealing with problems in your neighborhood	25.50% 38	38.26% 57	17.45% 26	14.77% 22	4.03% 6	149
Being visible on the streets	16.78% 25	43.62% 65	16.78% 25	18.79% 28	4.03% 6	149
Being available when you need them	26.35% 39	33.11% 49	35.14% 52	3.38% 5	2.03% 3	148
Responding to calls for assistance	27.33% 41	27.33% 41	40.67% 61	3.33% 5	1.33% 2	150
Helping victims of crime	22.00% 33	18.00% 27	51.33% 77	4.00% 6	4.67% 7	150
Treating people fairly regardless of who they are	25.33% 38	28.67% 43	34.67% 52	4.00% 6	7.33% 11	150

Q2 How common is it for the Madison Police Department to do the following?

Answered: 151 Skipped: 1

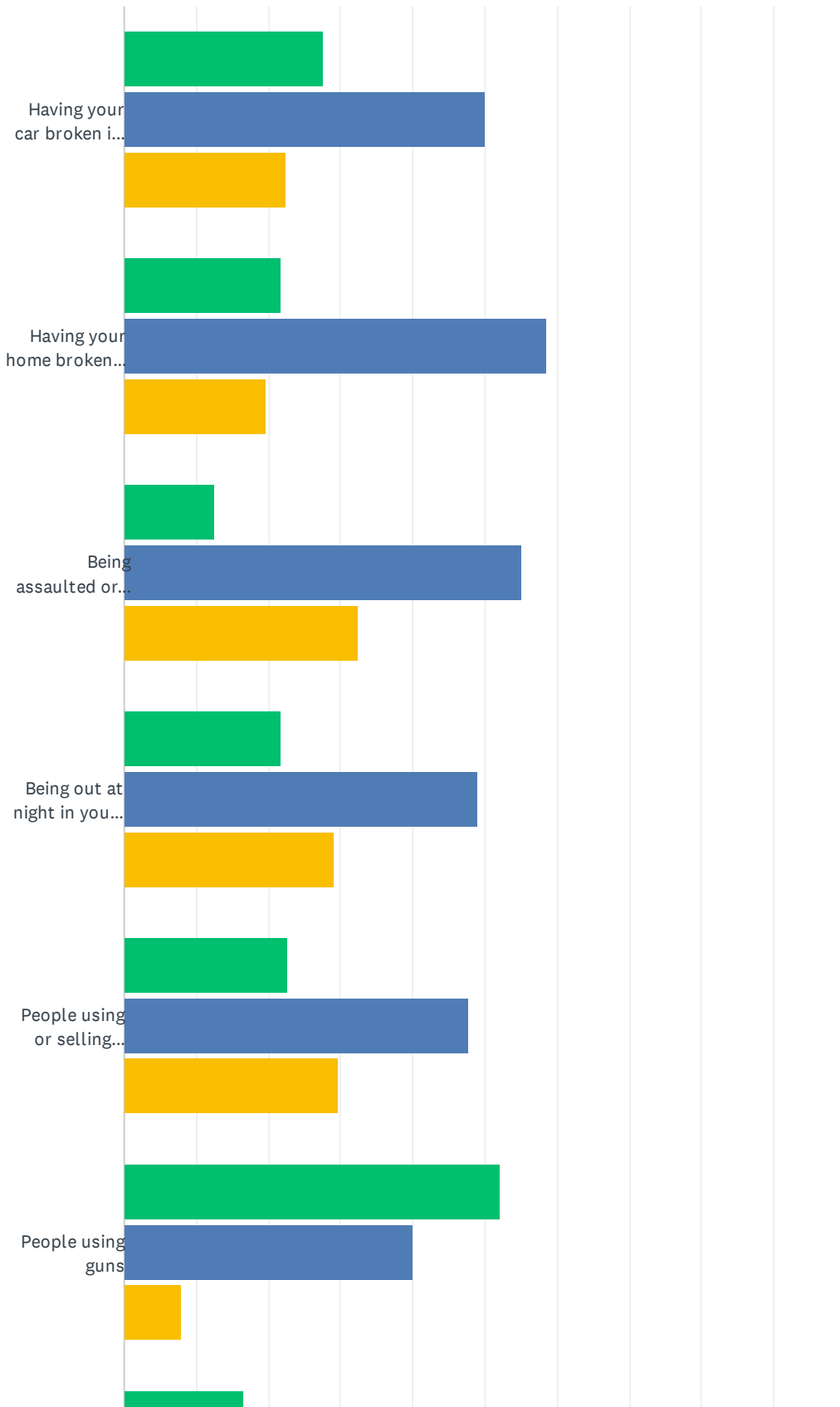


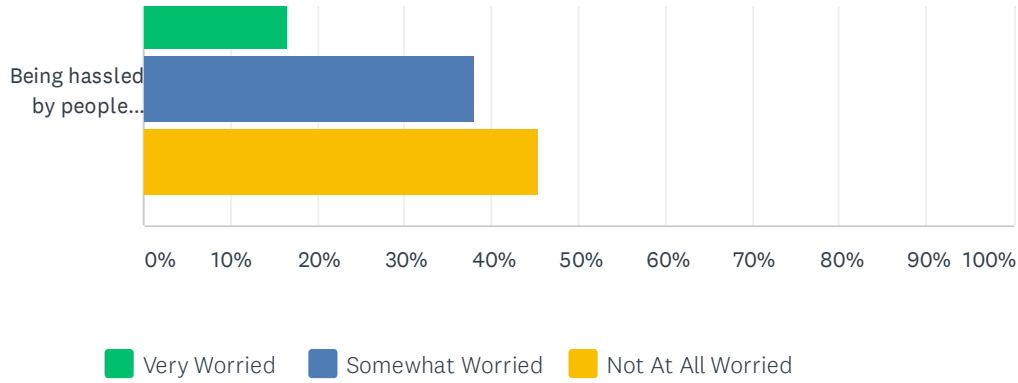


	VERY UNCOMMON	UNCOMMON	DO NOT KNOW	COMMON	VERY COMMON	TOTAL
Stop people on the street or in cars without good reason	27.33% 41	14.00% 21	50.00% 75	6.67% 10	2.00% 3	150
Use excessive force	30.46% 46	19.21% 29	41.06% 62	7.28% 11	1.99% 3	151
Break the law or break police rules	31.08% 46	11.49% 17	50.68% 75	6.08% 9	0.68% 1	148
Treat people differently depending on race ethnicity, gender identification, religion or immigration status	25.83% 39	15.23% 23	42.38% 64	10.60% 16	5.96% 9	151
Act professionally	8.72% 13	6.04% 9	17.45% 26	26.17% 39	41.61% 62	149

Q3 How worried are you about the following?

Answered: 152 Skipped: 0

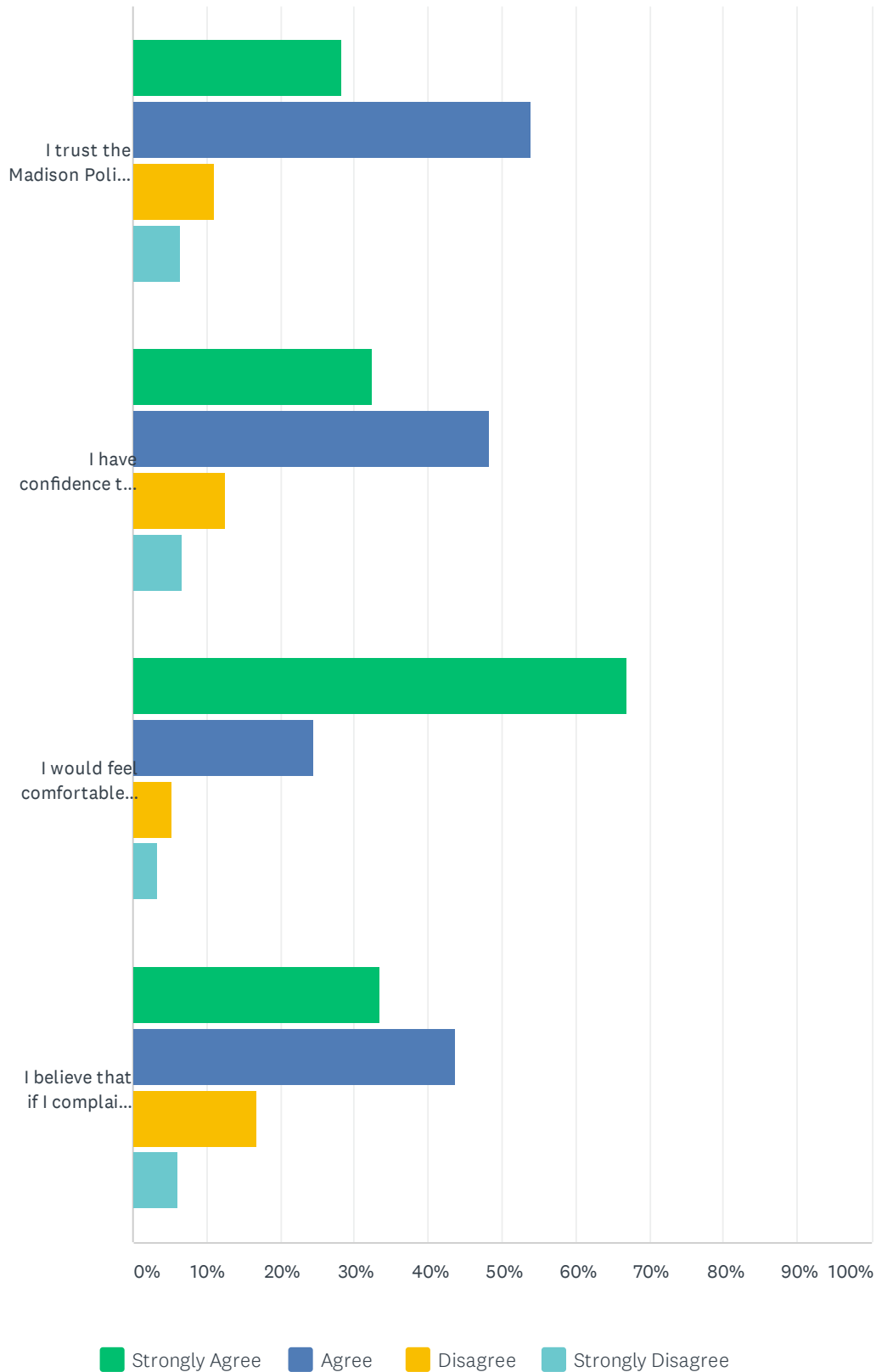




	VERY WORRIED	SOMEWHAT WORRIED	NOT AT ALL WORRIED	TOTAL
Having your car broken into or stolen	27.63% 42	50.00% 76	22.37% 34	152
Having your home broken into	21.71% 33	58.55% 89	19.74% 30	152
Being assaulted or robbed	12.58% 19	54.97% 83	32.45% 49	151
Being out at night in your neighborhood	21.85% 33	49.01% 74	29.14% 44	151
People using or selling illegal drugs	22.52% 34	47.68% 72	29.80% 45	151
People using guns	52.00% 78	40.00% 60	8.00% 12	150
Being hassled by people drinking, loitering or panhandling	16.45% 25	38.16% 58	45.39% 69	152

Q4 Please indicate how much you agree or disagree with the following:

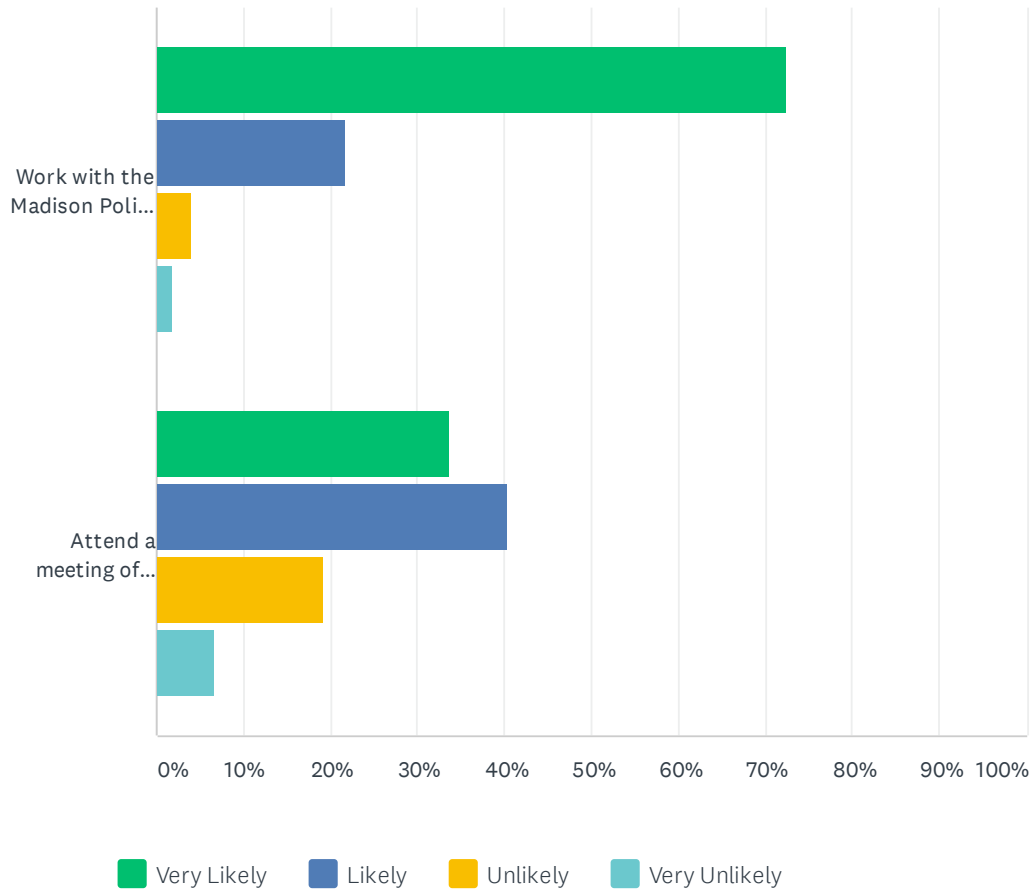
Answered: 152 Skipped: 0



	STRONGLY AGREE	AGREE	DISAGREE	STRONGLY DISAGREE	TOTAL
I trust the Madison Police Department to make decisions that are good for everyone	28.29% 43	53.95% 82	11.18% 17	6.58% 10	152
I have confidence that the Madison Police Department can do its job well	32.45% 49	48.34% 73	12.58% 19	6.62% 10	151
I would feel comfortable calling the Madison Police Department if I needed help	66.89% 101	24.50% 37	5.30% 8	3.31% 5	151
I believe that if I complained about an officer to the Madison Police Department they would take it seriously	33.56% 50	43.62% 65	16.78% 25	6.04% 9	149

Q5 How likely would you be to do the following

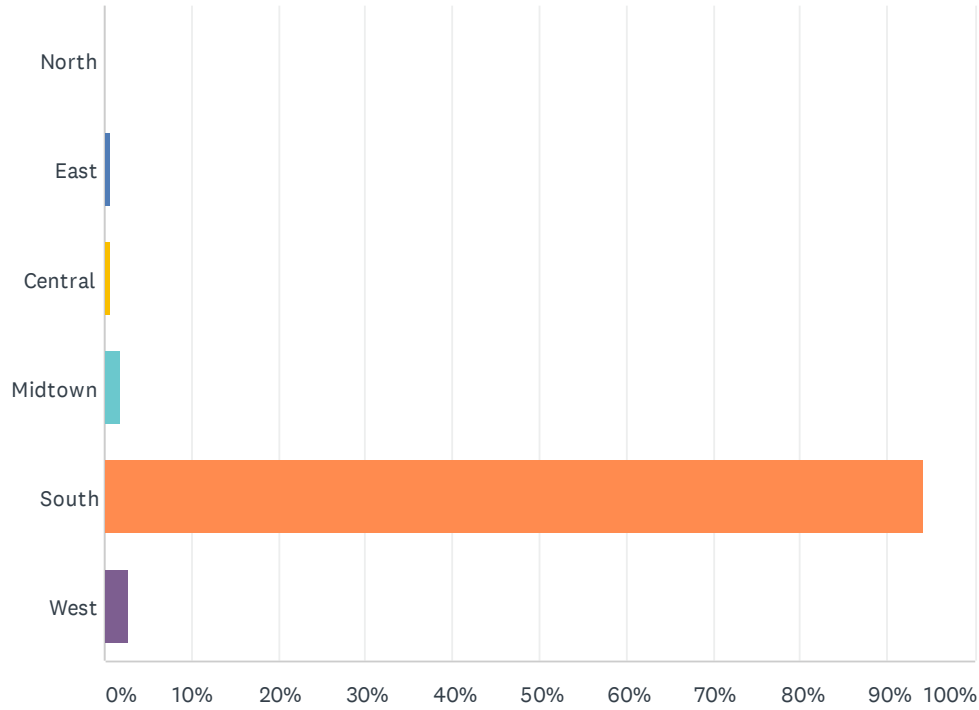
Answered: 152 Skipped: 0



	VERY LIKELY	LIKELY	UNLIKELY	VERY UNLIKELY	TOTAL
Work with the Madison Police Department to identify a person who has committed a crime	72.37% 110	21.71% 33	3.95% 6	1.97% 3	152
Attend a meeting of residents in your neighborhood to discuss crime prevention	33.77% 51	40.40% 61	19.21% 29	6.62% 10	151

Q7 What neighborhood (Police District) do you reside in?

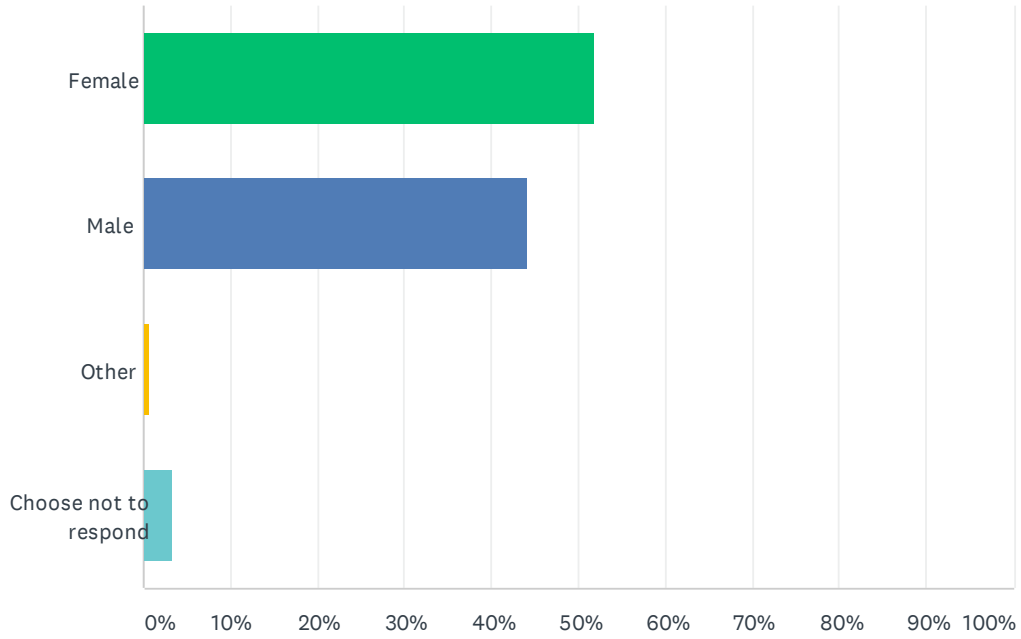
Answered: 151 Skipped: 1



ANSWER CHOICES	RESPONSES	
North	0.00%	0
East	0.66%	1
Central	0.66%	1
Midtown	1.99%	3
South	94.04%	142
West	2.65%	4
TOTAL		151

Q8 What gender do you identify as?

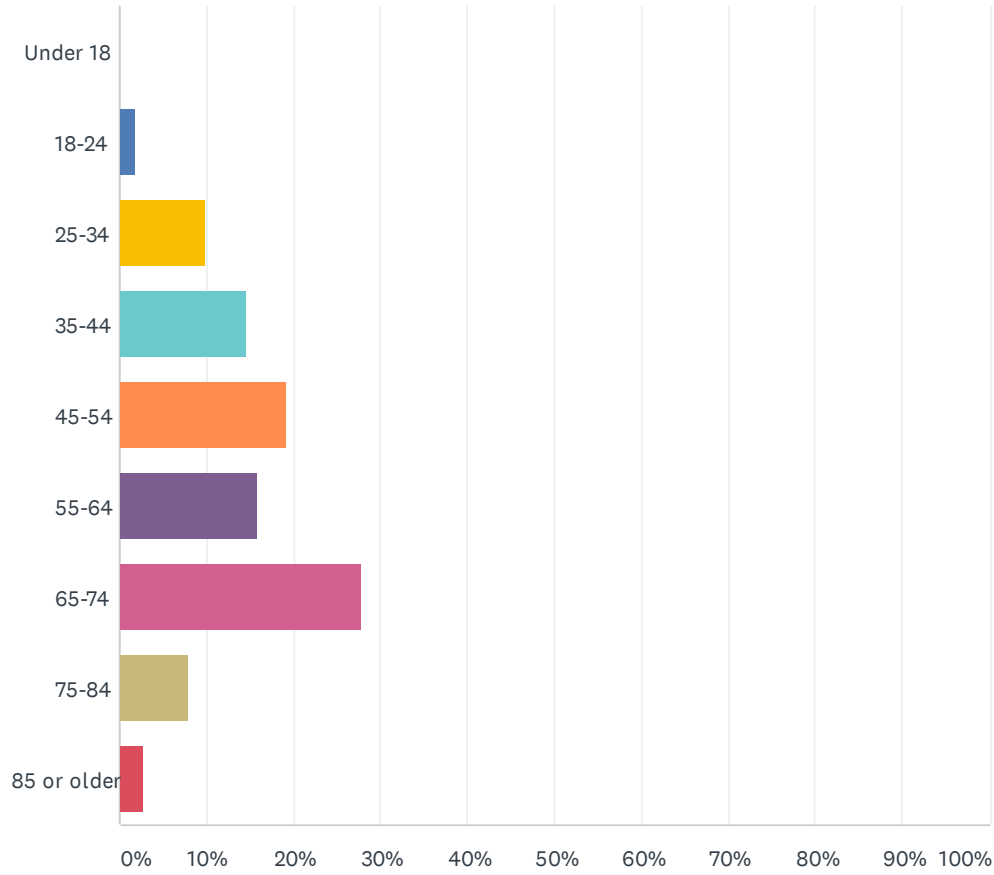
Answered: 152 Skipped: 0



ANSWER CHOICES	RESPONSES	
Female	51.97%	79
Male	44.08%	67
Other	0.66%	1
Choose not to respond	3.29%	5
TOTAL		152

Q9 How old are you?

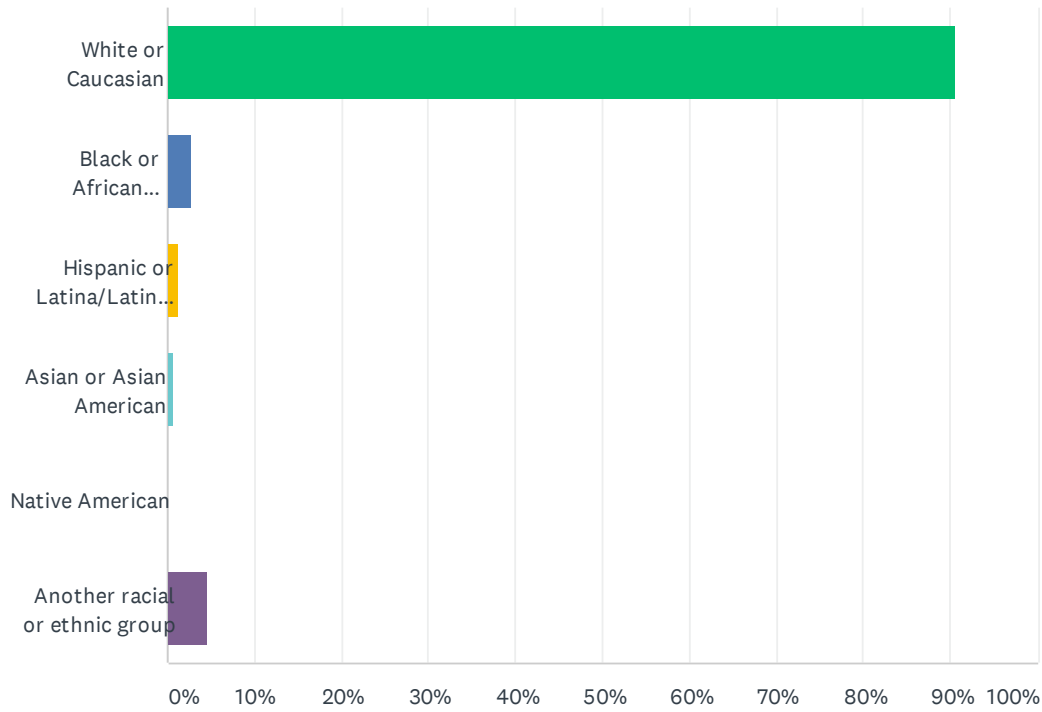
Answered: 151 Skipped: 1



ANSWER CHOICES	RESPONSES	
Under 18	0.00%	0
18-24	1.99%	3
25-34	9.93%	15
35-44	14.57%	22
45-54	19.21%	29
55-64	15.89%	24
65-74	27.81%	42
75-84	7.95%	12
85 or older	2.65%	4
TOTAL		151

Q10 What is your race?

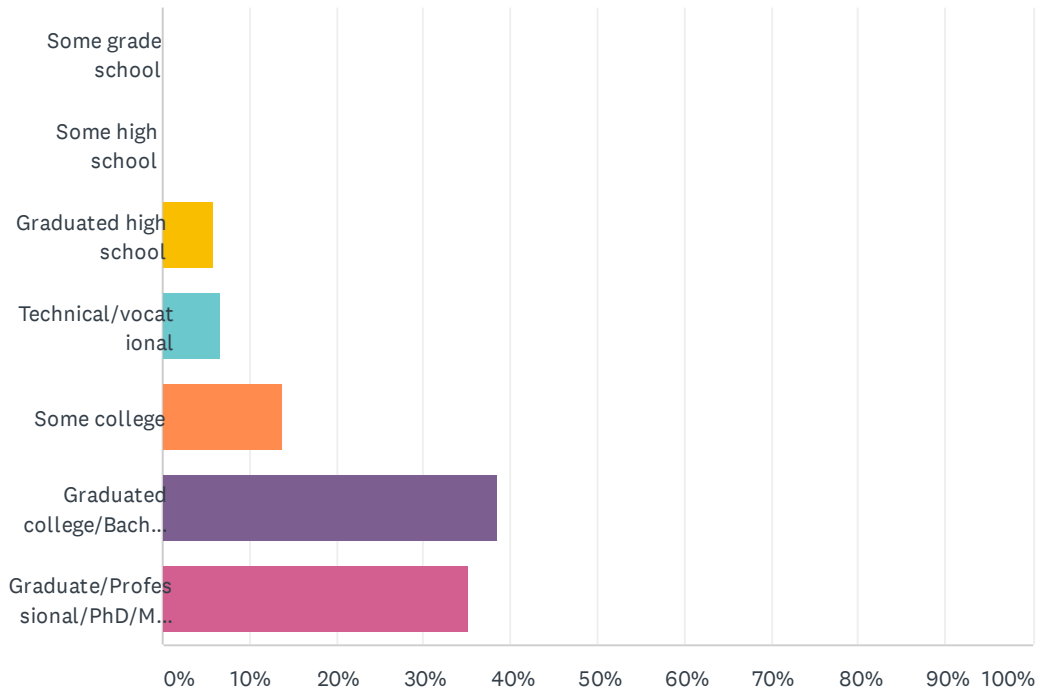
Answered: 149 Skipped: 3



ANSWER CHOICES	RESPONSES	
White or Caucasian	90.60%	135
Black or African American	2.68%	4
Hispanic or Latina/Latino or Latinx	1.34%	2
Asian or Asian American	0.67%	1
Native American	0.00%	0
Another racial or ethnic group	4.70%	7
TOTAL		149

Q11 What is the highest level of education you have achieved?

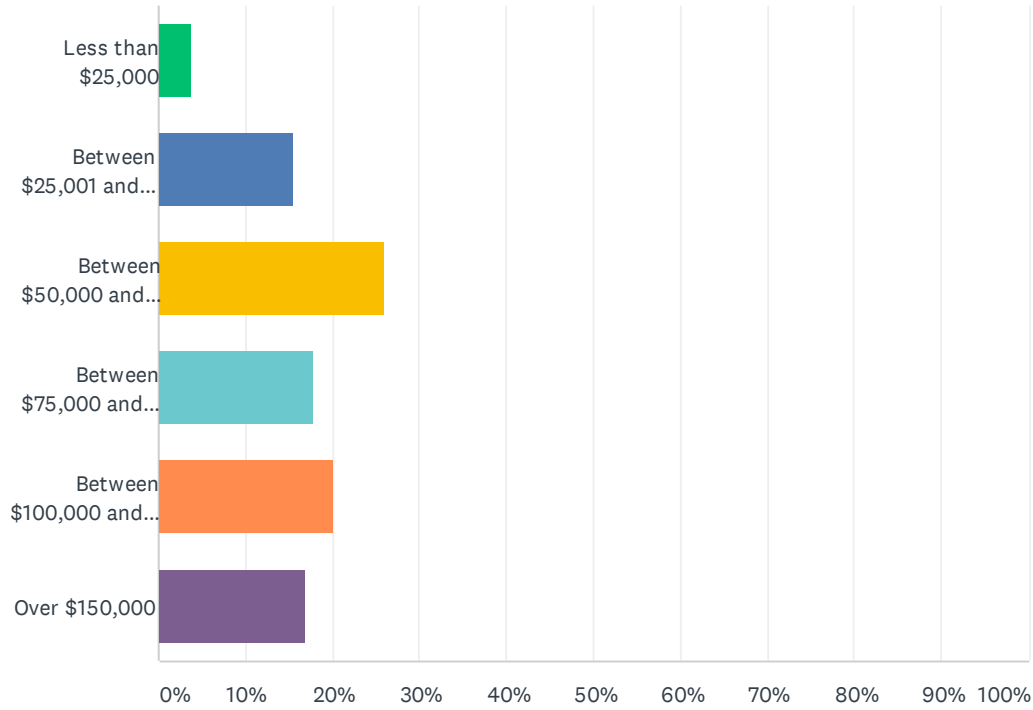
Answered: 151 Skipped: 1



ANSWER CHOICES	RESPONSES	
Some grade school	0.00%	0
Some high school	0.00%	0
Graduated high school	5.96%	9
Technical/vocational	6.62%	10
Some college	13.91%	21
Graduated college/Bachelors/ BA	38.41%	58
Graduate/Professional/PhD/MD/JD/MA etc	35.10%	53
TOTAL		151

Q12 What is your household income?

Answered: 135 Skipped: 17



ANSWER CHOICES	RESPONSES	
Less than \$25,000	3.70%	5
Between \$25,001 and \$49,999	15.56%	21
Between \$50,000 and \$74,999	25.93%	35
Between \$75,000 and \$99,999	17.78%	24
Between \$100,000 and \$150,000	20.00%	27
Over \$150,000	17.04%	23
TOTAL		135