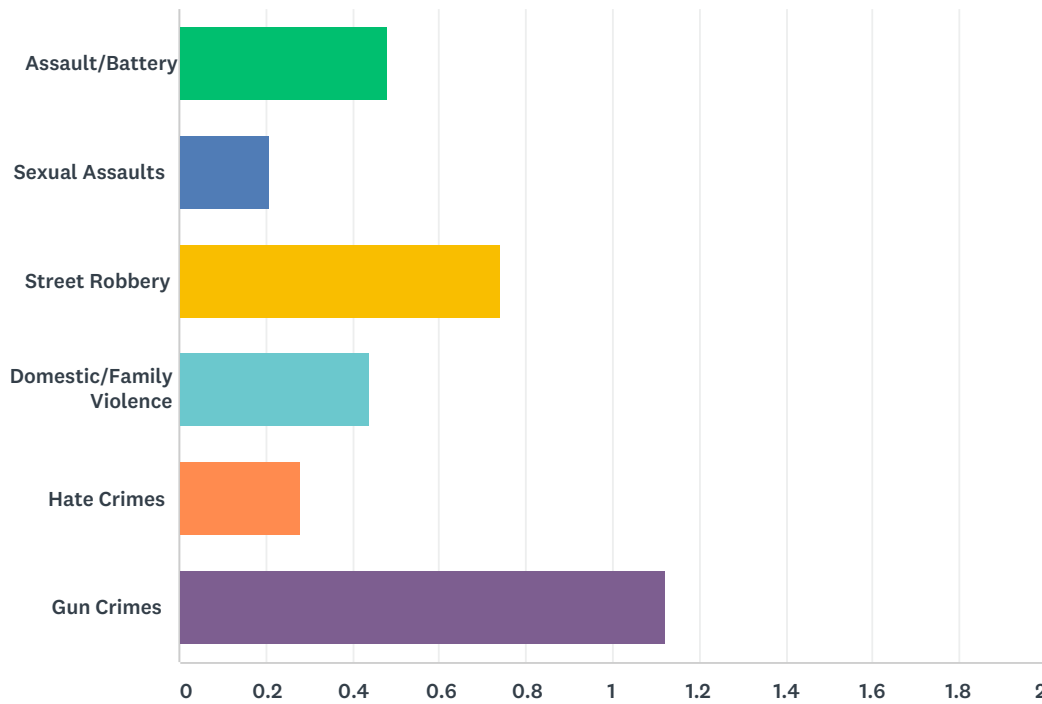


Q1 Please describe how much of a problem the following activities are in YOUR NEIGHBORHOOD.

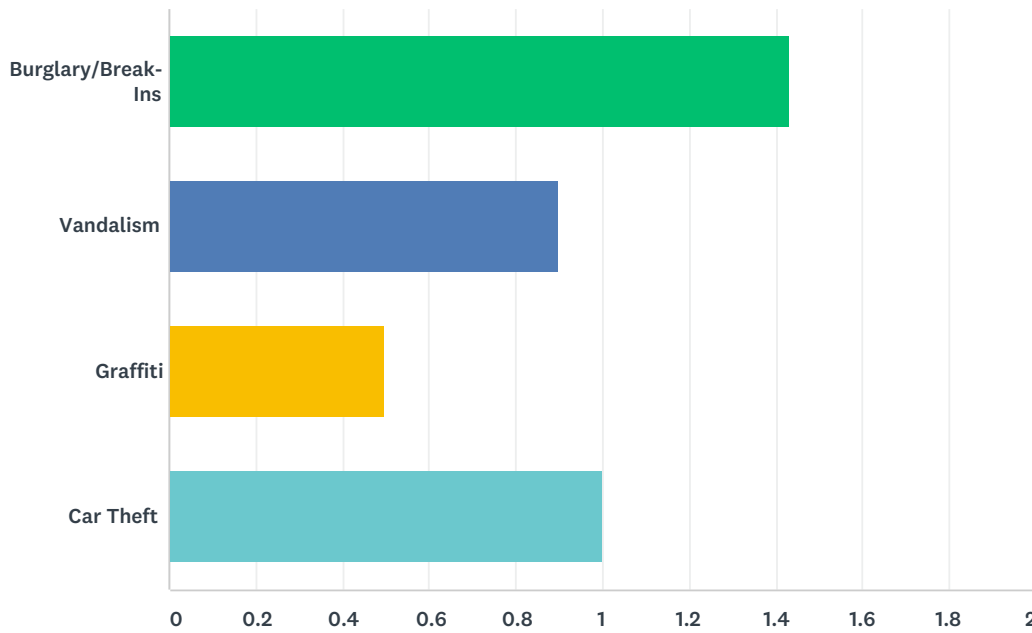
Answered: 740 Skipped: 5



	DON'T KNOW	NO PROBLEM	SMALL PROBLEM	SOMEWHAT OF A PROBLEM	BIG PROBLEM	TOTAL	WEIGHTED AVERAGE
Assault/Battery	38.36% 280	32.05% 234	15.48% 113	9.86% 72	4.25% 31	730	0.48
Sexual Assaults	54.86% 401	30.23% 221	10.12% 74	3.97% 29	0.82% 6	731	0.21
Street Robbery	27.12% 198	26.85% 196	24.66% 180	14.79% 108	6.58% 48	730	0.74
Domestic/Family Violence	58.14% 425	14.09% 103	14.23% 104	10.67% 78	2.87% 21	731	0.44
Hate Crimes	52.20% 379	29.06% 211	10.61% 77	6.61% 48	1.52% 11	726	0.28
Gun Crimes	22.71% 166	24.62% 180	15.60% 114	14.91% 109	22.16% 162	731	1.12

Q2 Please describe how much of a problem the following activities are in YOUR NEIGHBORHOOD.

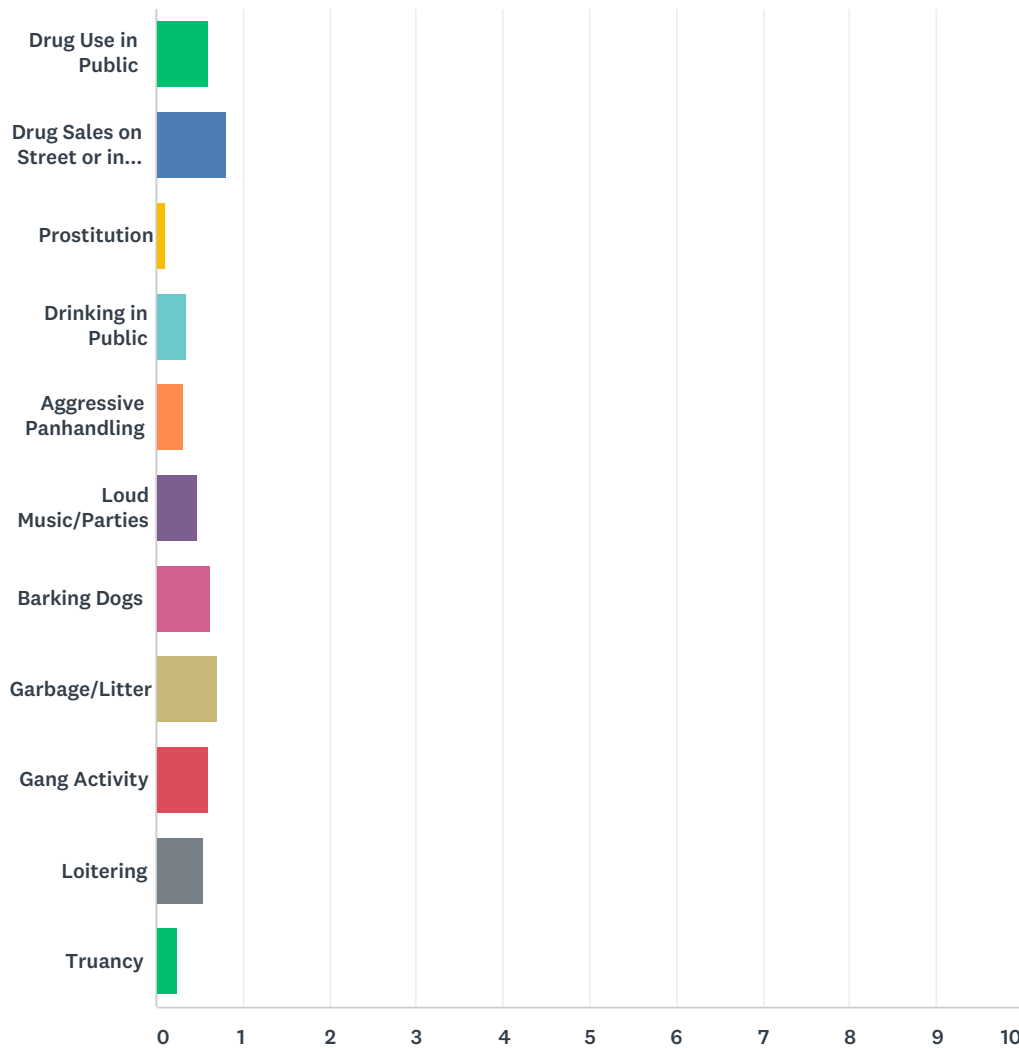
Answered: 722 Skipped: 23



	DON'T KNOW	NO PROBLEM	SMALL PROBLEM	SOMEWHAT OF A PROBLEM	BIG PROBLEM	TOTAL	WEIGHTED AVERAGE
Burglary/Break-Ins	13.19% 95	9.31% 67	28.19% 203	33.06% 238	16.25% 117	720	1.43
Vandalism	20.98% 150	22.24% 159	30.63% 219	18.74% 134	7.41% 53	715	0.90
Graffiti	27.63% 197	36.47% 260	24.12% 172	9.40% 67	2.38% 17	713	0.50
Car Theft	26.46% 190	16.99% 122	23.96% 172	21.73% 156	10.86% 78	718	1.00

Q3 Please describe how much of a problem the following activities are in YOUR NEIGHBORHOOD.

Answered: 708 Skipped: 37

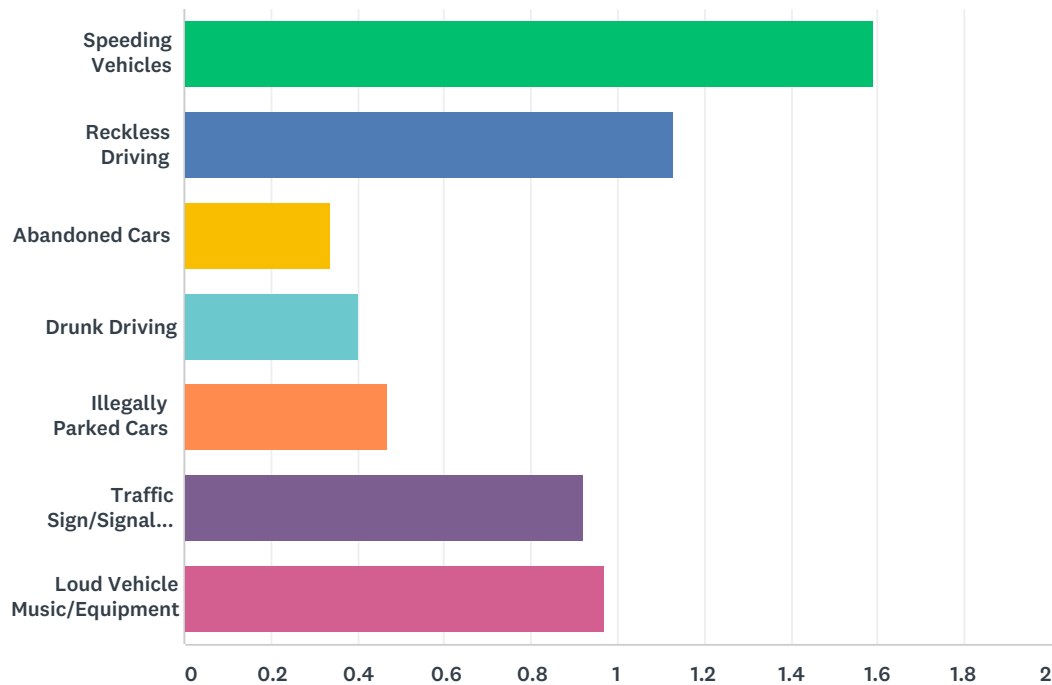


	DON'T KNOW	NO PROBLEM	SMALL PROBLEM	SOMEWHAT OF A PROBLEM	BIG PROBLEM	TOTAL	WEIGHTED AVERAGE
Drug Use in Public	31.40% 222	35.93% 254	14.00% 99	10.18% 72	8.49% 60	707	0.60
Drug Sales on Street or in Drug Houses	31.82% 224	28.55% 201	12.22% 86	13.78% 97	13.64% 96	704	0.81
Prostitution	51.06% 360	42.55% 300	3.40% 24	2.41% 17	0.57% 4	705	0.10
Drinking in Public	29.02% 204	46.80% 329	15.93% 112	4.41% 31	3.84% 27	703	0.36
Aggressive Panhandling	17.45% 123	61.42% 433	13.05% 92	6.24% 44	1.84% 13	705	0.31
Loud Music/Parties	9.80% 69	57.10% 402	22.30% 157	6.53% 46	4.26% 30	704	0.48

Barking Dogs	5.97% 42	51.07% 359	28.45% 200	10.38% 73	4.13% 29	703	0.62
Garbage/Litter	4.71% 33	46.22% 324	32.67% 229	9.56% 67	6.85% 48	701	0.72
Gang Activity	37.00% 259	32.43% 227	9.14% 64	12.57% 88	8.86% 62	700	0.61
Loitering	19.89% 140	46.02% 324	18.61% 131	9.66% 68	5.82% 41	704	0.55
Truancy	56.27% 395	29.06% 204	7.55% 53	4.27% 30	2.85% 20	702	0.25

Q4 Please describe how much of a problem the following activities are in YOUR NEIGHBORHOOD.

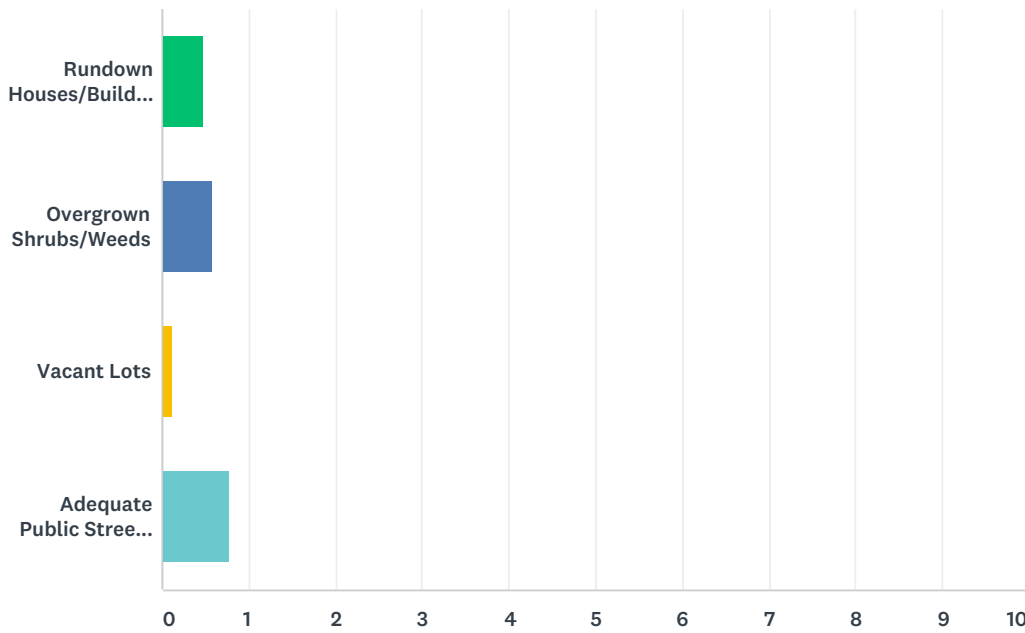
Answered: 700 Skipped: 45



	DON'T KNOW	NO PROBLEM	SMALL PROBLEM	SOMEWHAT OF A PROBLEM	BIG PROBLEM	TOTAL	WEIGHTED AVERAGE
Speeding Vehicles	2.00% 14	13.14% 92	33.29% 233	28.71% 201	22.86% 160	700	1.59
Reckless Driving	9.31% 65	25.36% 177	30.80% 215	21.35% 149	13.18% 92	698	1.13
Abandoned Cars	24.82% 172	51.66% 358	14.72% 102	6.93% 48	1.88% 13	693	0.34
Drunk Driving	54.96% 382	22.45% 156	10.36% 72	6.76% 47	5.47% 38	695	0.40
Illegally Parked Cars	25.47% 177	44.75% 311	17.55% 122	7.34% 51	4.89% 34	695	0.47
Traffic Sign/Signal Violations	19.08% 133	27.69% 193	25.25% 176	17.07% 119	10.90% 76	697	0.92
Loud Vehicle Music/Equipment	7.60% 53	34.58% 241	30.70% 214	15.21% 106	11.91% 83	697	0.97

Q5 Please describe how much of a problem the following activities are in YOUR NEIGHBORHOOD.

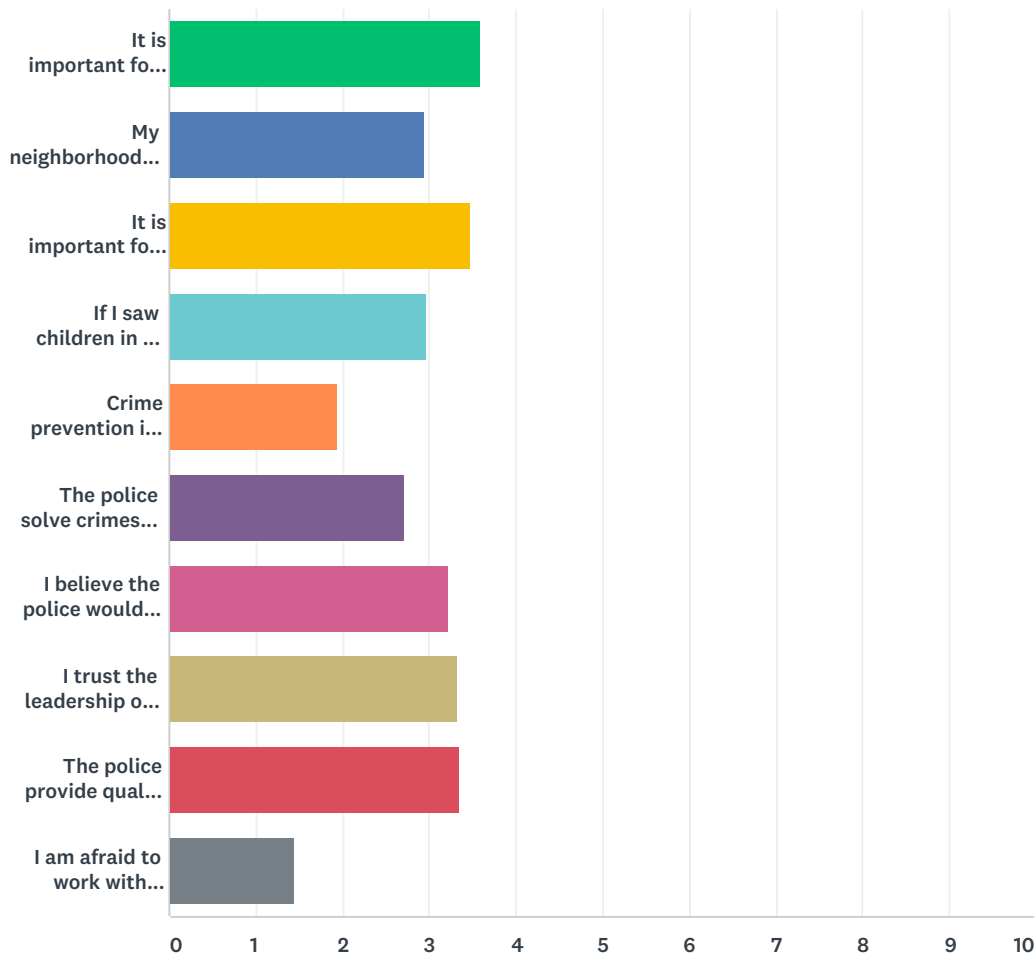
Answered: 699 Skipped: 46



	DON'T KNOW	NO PROBLEM	SMALL PROBLEM	SOMEWHAT OF A PROBLEM	BIG PROBLEM	TOTAL	WEIGHTED AVERAGE
Rundown Houses/Buildings	6.02% 42	58.88% 411	24.79% 173	7.31% 51	3.01% 21	698	0.48
Overgrown Shrubs/Weeds	4.73% 33	50.79% 354	32.28% 225	9.47% 66	2.73% 19	697	0.59
Vacant Lots	12.37% 86	78.42% 545	6.91% 48	1.87% 13	0.43% 3	695	0.12
Adequate Public Street Lighting	3.16% 22	47.70% 332	28.02% 195	12.93% 90	8.19% 57	696	0.78

Q6 Please indicate how much you agree or disagree with the following statements.

Answered: 694 Skipped: 51

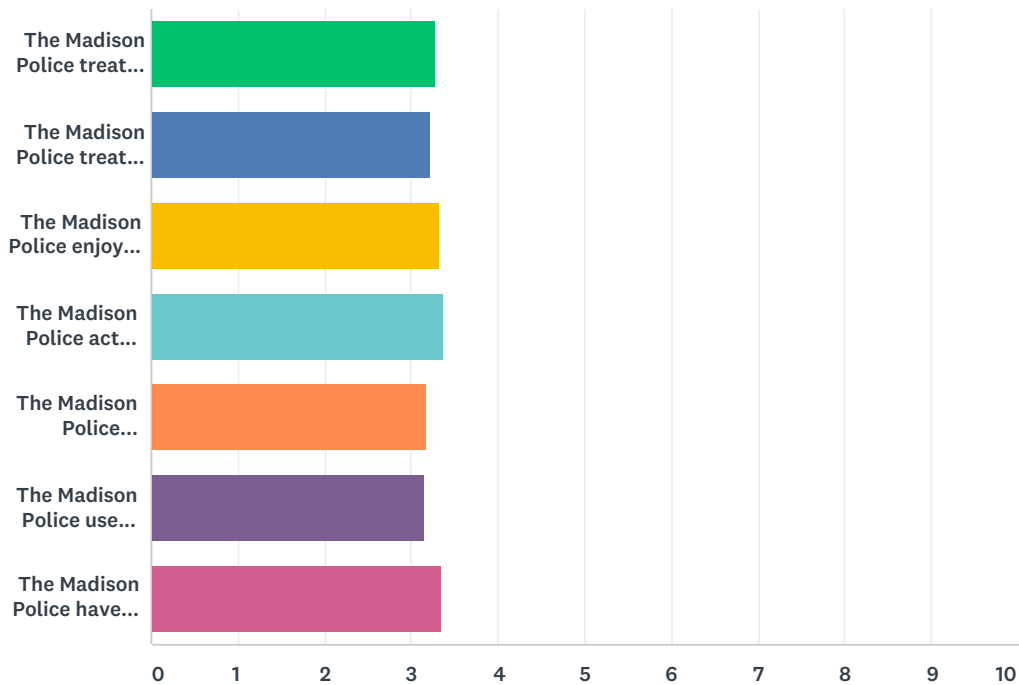


	STRONGLY DISAGREE	DISAGREE	AGREE	STRONGLY AGREE	TOTAL	WEIGHTED AVERAGE
It is important for community members to work with the police to solve local problems.	2.31% 16	1.45% 10	30.78% 213	65.46% 453	692	3.59
My neighborhood is a safe place to live.	3.33% 23	16.81% 116	60.29% 416	19.57% 135	690	2.96
It is important for citizens to take an active role in preventing crime.	1.16% 8	2.75% 19	43.99% 304	52.10% 360	691	3.47
If I saw children in my neighborhood causing problems, I would likely first ask them to stop before I called the police to get involved.	3.64% 25	18.05% 124	55.90% 384	22.42% 154	687	2.97
Crime prevention is the responsibility of the police; NOT citizens like me.	25.40% 174	58.10% 398	14.01% 96	2.48% 17	685	1.94
The police solve crimes quickly.	4.72% 30	25.63% 163	62.42% 397	7.23% 46	636	2.72
I believe the police would respond quickly if I were to call them about an emergency.	2.33% 16	7.14% 49	57.00% 391	33.53% 230	686	3.22

I trust the leadership of the Madison Police Department.	2.80% 19	6.64% 45	45.87% 311	44.69% 303	678	3.32
The police provide quality service to the residents of my community.	1.62% 11	4.85% 33	51.69% 352	41.85% 285	681	3.34
I am afraid to work with police for fear of retaliation.	61.83% 426	32.51% 224	4.21% 29	1.45% 10	689	1.45

Q7 Please indicate your feelings/beliefs of the City of Madison Police Department.

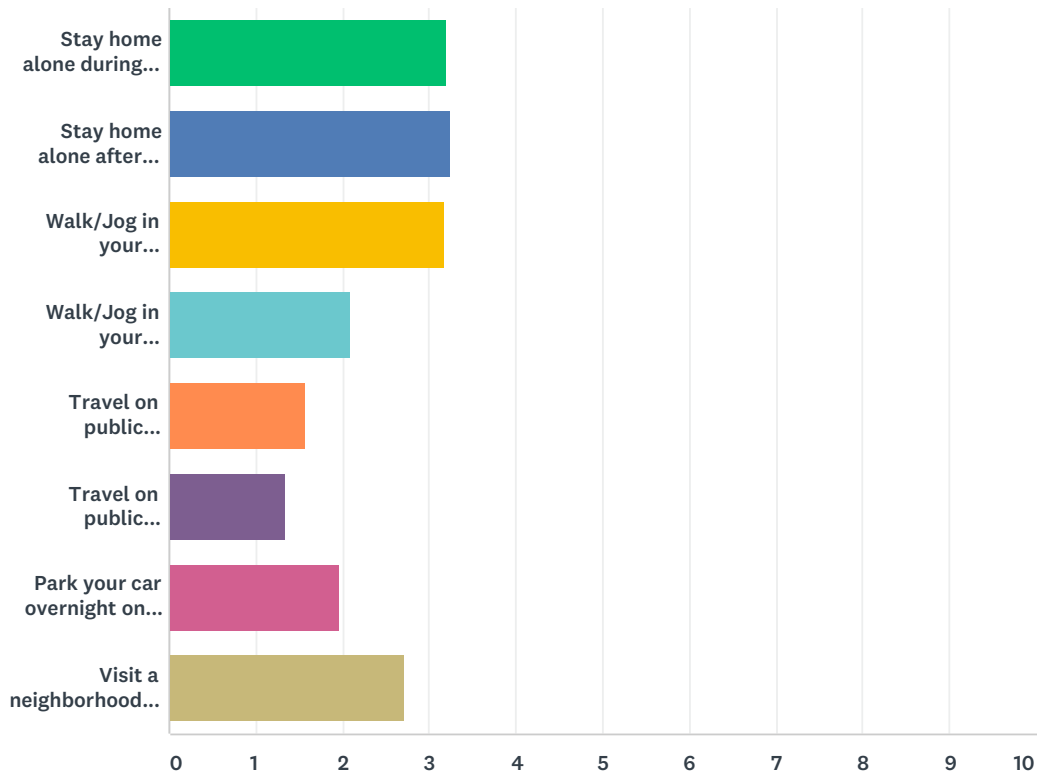
Answered: 679 Skipped: 66



	NEVER	SOMETIMES	MOST OF THE TIME	ALWAYS	TOTAL	WEIGHTED AVERAGE
The Madison Police treat people with respect.	0.74% 5	7.68% 52	54.36% 368	37.22% 252	677	3.28
The Madison Police treat people fairly.	0.59% 4	9.17% 62	57.84% 391	32.40% 219	676	3.22
The Madison Police enjoy helping people.	0.45% 3	9.27% 62	47.38% 317	42.90% 287	669	3.33
The Madison Police act professionally.	0.15% 1	6.35% 43	49.48% 335	44.02% 298	677	3.37
The Madison Police understand my values.	1.65% 11	14.52% 97	47.16% 315	36.68% 245	668	3.19
The Madison Police use appropriate force.	1.20% 8	12.72% 85	56.14% 375	29.94% 200	668	3.15
The Madison Police have earned my trust.	2.09% 14	10.13% 68	39.79% 267	47.99% 322	671	3.34

Q8 The following questions ask you how often you engage in a variety of activities. Please select a response for each activity. Please consider
 :Never-----0 times/month Seldom-----1-2
 times/month Occasionally---1-2 times/week Often-----3+
 times/week How often do you...

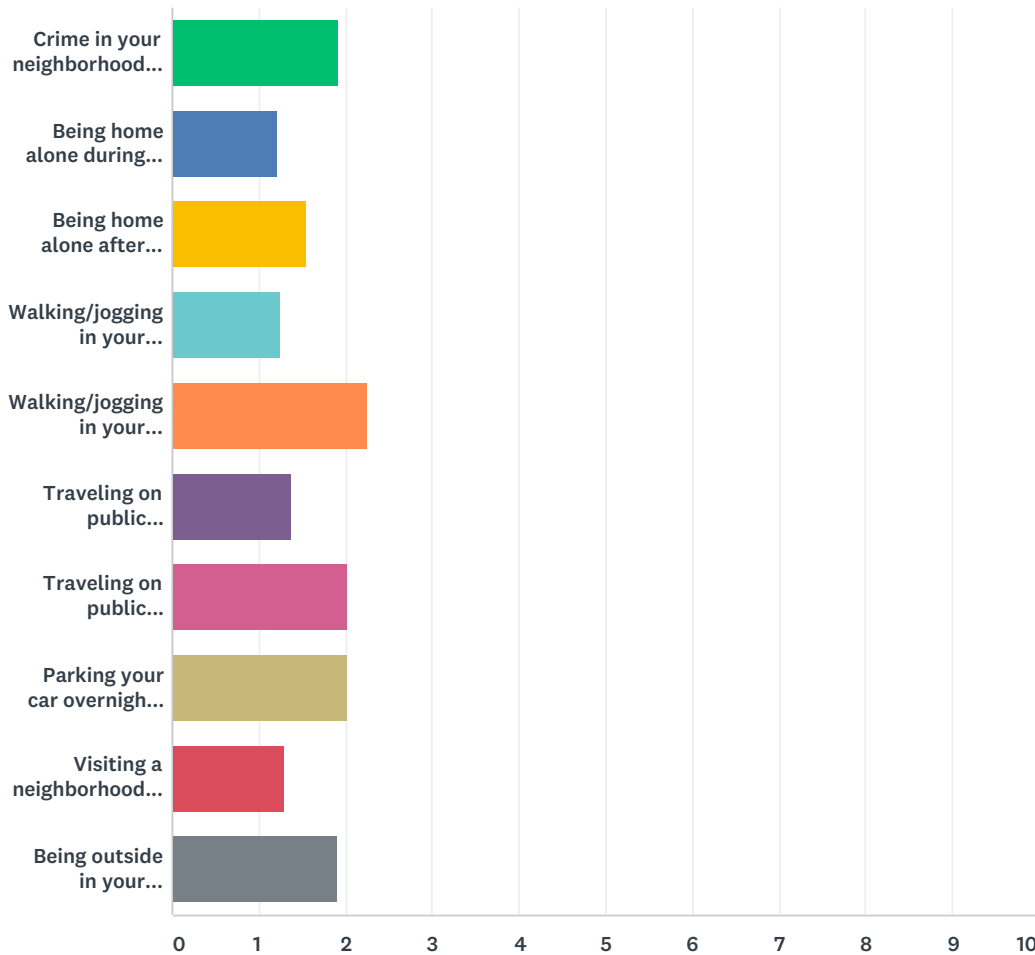
Answered: 675 Skipped: 70



	NEVER	SELDOM	OCCASIONALLY	OFTEN	TOTAL	WEIGHTED AVERAGE
Stay home alone during the day	4.91% 33	17.26% 116	30.80% 207	47.02% 316	672	3.20
Stay home alone after dark	4.93% 33	16.57% 111	27.01% 181	51.49% 345	670	3.25
Walk/Jog in your neighborhood in the daytime	7.75% 52	12.67% 85	33.08% 222	46.50% 312	671	3.18
Walk/Jog in your neighborhood after dark	38.30% 257	27.12% 182	21.46% 144	13.11% 88	671	2.09
Travel on public transportation during the day	68.66% 460	14.78% 99	7.46% 50	9.10% 61	670	1.57
Travel on public transportation after dark	78.49% 529	11.72% 79	6.97% 47	2.82% 19	674	1.34
Park your car overnight on the street	44.86% 301	26.83% 180	14.46% 97	13.86% 93	671	1.97
Visit a neighborhood park or playground	12.18% 82	29.27% 197	32.69% 220	25.85% 174	673	2.72

Q9 The following questions ask you about how fearful you are of crime or your personal safety. Indicate how fearful you are of the following by selecting one response to the right of each statement.

Answered: 670 Skipped: 75

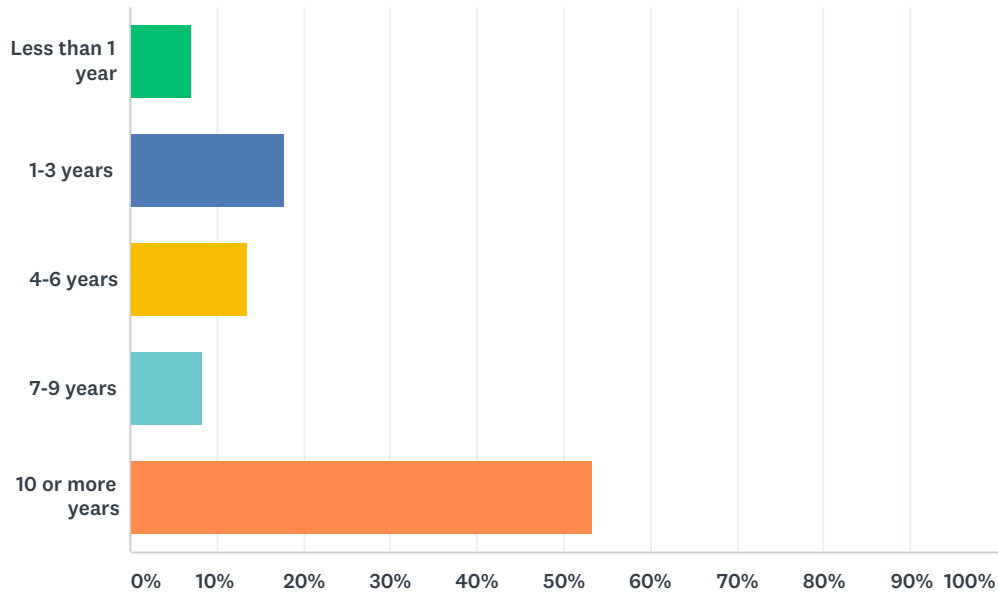


	NOT AFRAID AT ALL	ONLY SOMEWHAT AFRAID	AFRAID	VERY AFRAID	TOTAL	WEIGHTED AVERAGE
Crime in your neighborhood (in general)	30.24% 202	51.20% 342	13.77% 92	4.79% 32	668	1.93
Being home alone during the day	80.36% 536	17.54% 117	1.80% 12	0.30% 2	667	1.22
Being home alone after dark	57.57% 384	32.98% 220	7.20% 48	2.25% 15	667	1.54
Walking/jogging in your neighborhood during the day	78.89% 527	17.66% 118	2.54% 17	0.90% 6	668	1.25
Walking/jogging in your neighborhood after dark	24.21% 161	40.45% 269	21.50% 143	13.83% 92	665	2.25
Traveling on public transportation during the day	72.27% 464	19.78% 127	5.92% 38	2.02% 13	642	1.38

Traveling on public transportation after dark	38.65% 247	31.46% 201	17.84% 114	12.05% 77	639	2.03
Parking your car overnight on the street	32.42% 214	41.36% 273	17.42% 115	8.79% 58	660	2.03
Visiting a neighborhood park or playground	77.12% 509	17.88% 118	3.48% 23	1.52% 10	660	1.29
Being outside in your neighborhood at night	36.45% 242	43.22% 287	13.40% 89	6.93% 46	664	1.91

Q10 Approximately how long have you lived at your current location?

Answered: 653 Skipped: 92



ANSWER CHOICES	RESPONSES	
Less than 1 year	7.04%	46
1-3 years	17.76%	116
4-6 years	13.63%	89
7-9 years	8.27%	54
10 or more years	53.29%	348
TOTAL		653

Q11 What street do you live on?

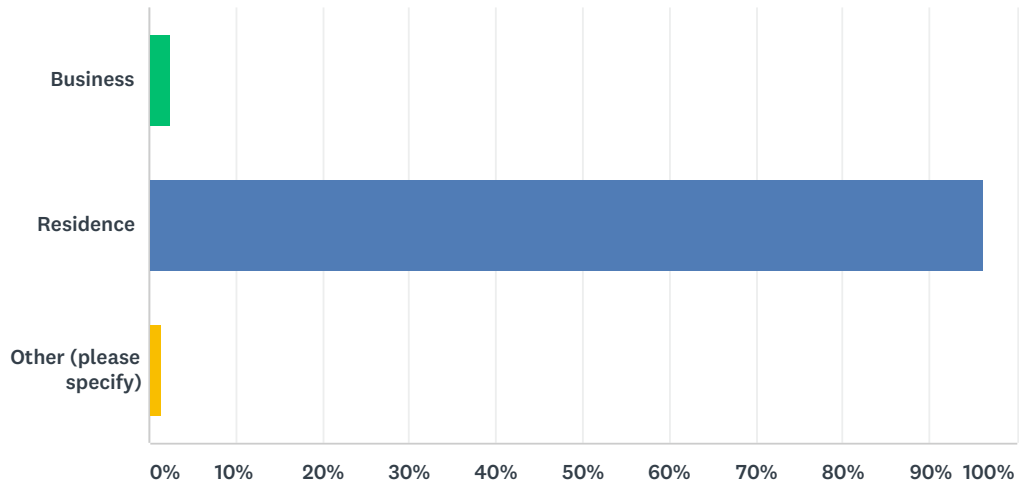
Answered: 636 Skipped: 109

Q12 What block do you live on (i.e., 1100, 2900, etc)?

Answered: 580 Skipped: 165

Q13 Is this a business or a residence?

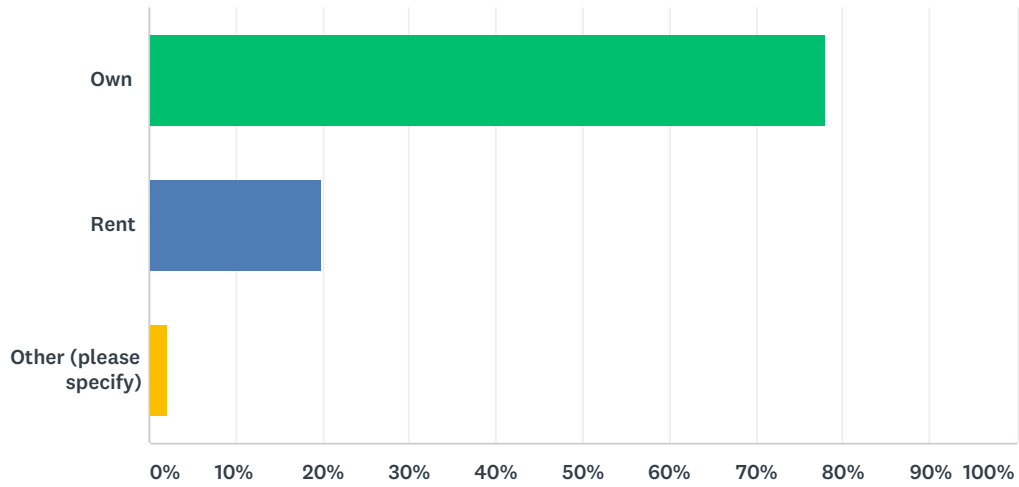
Answered: 654 Skipped: 91



ANSWER CHOICES	RESPONSES	
Business	2.45%	16
Residence	96.18%	629
Other (please specify)	1.38%	9
TOTAL		654

Q14 Do you own or rent your property?

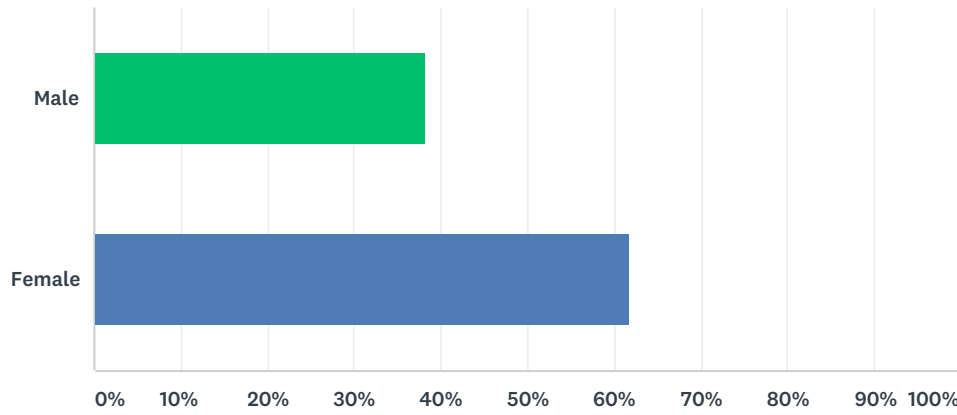
Answered: 654 Skipped: 91



ANSWER CHOICES	RESPONSES	
Own	78.13%	511
Rent	19.88%	130
Other (please specify)	1.99%	13
TOTAL		654

Q15 What is your gender?

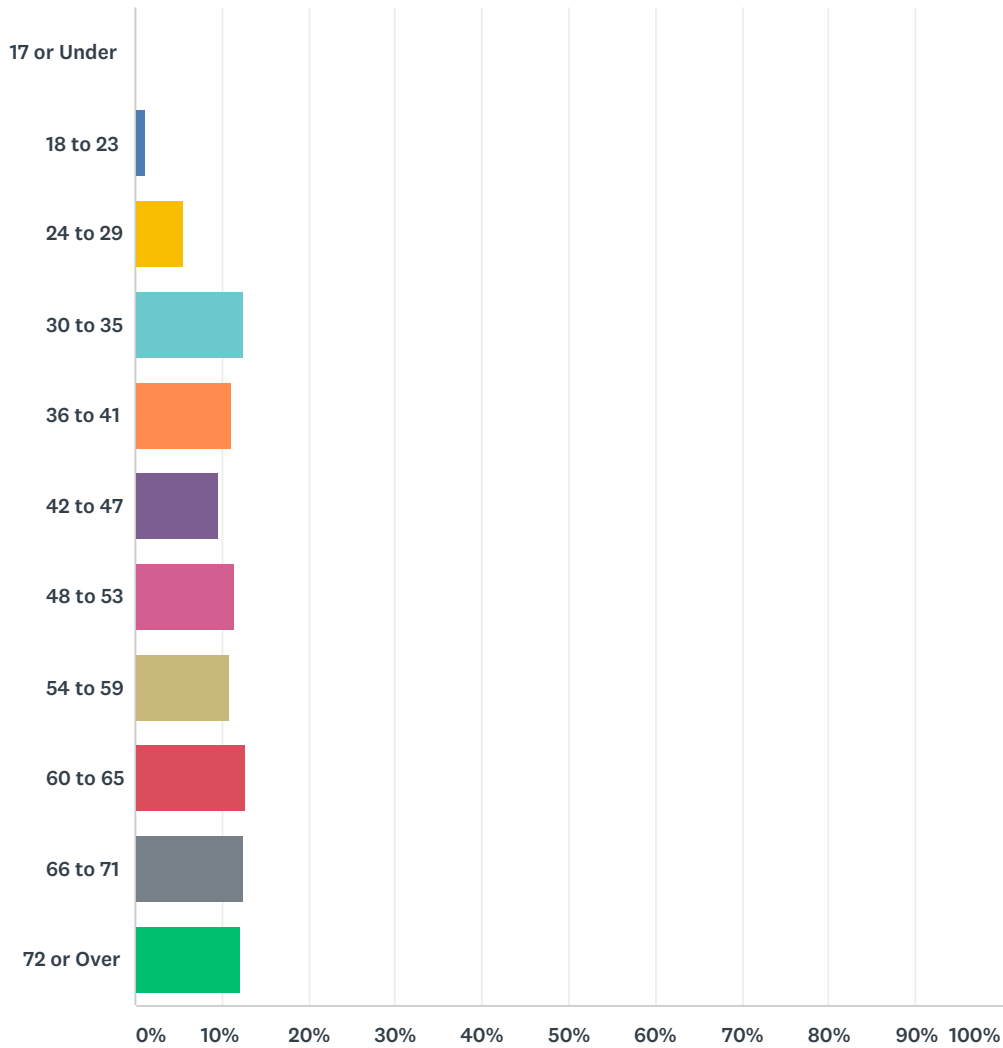
Answered: 646 Skipped: 99



ANSWER CHOICES	RESPONSES	
Male	38.24%	247
Female	61.76%	399
TOTAL		646

Q16 How old are you?

Answered: 648 Skipped: 97

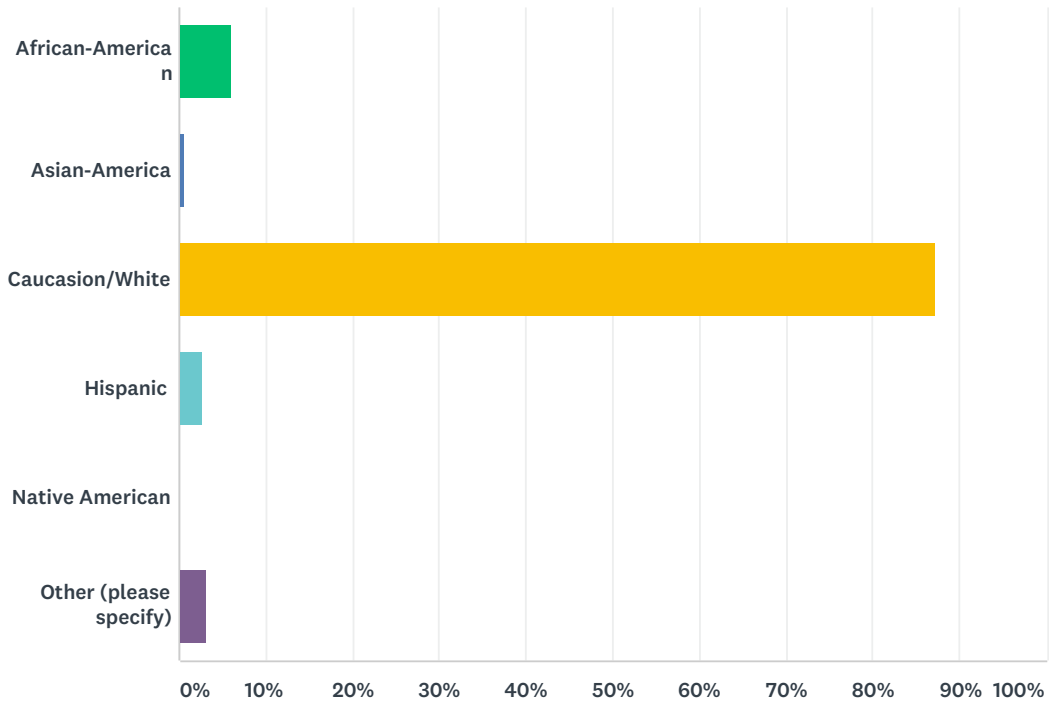


ANSWER CHOICES	RESPONSES	
17 or Under	0.31%	2
18 to 23	1.23%	8
24 to 29	5.71%	37
30 to 35	12.50%	81
36 to 41	11.11%	72
42 to 47	9.57%	62
48 to 53	11.42%	74
54 to 59	10.80%	70
60 to 65	12.81%	83
66 to 71	12.50%	81

72 or Over	12.04%	78
TOTAL		648

Q17 What is your race/ethnicity?

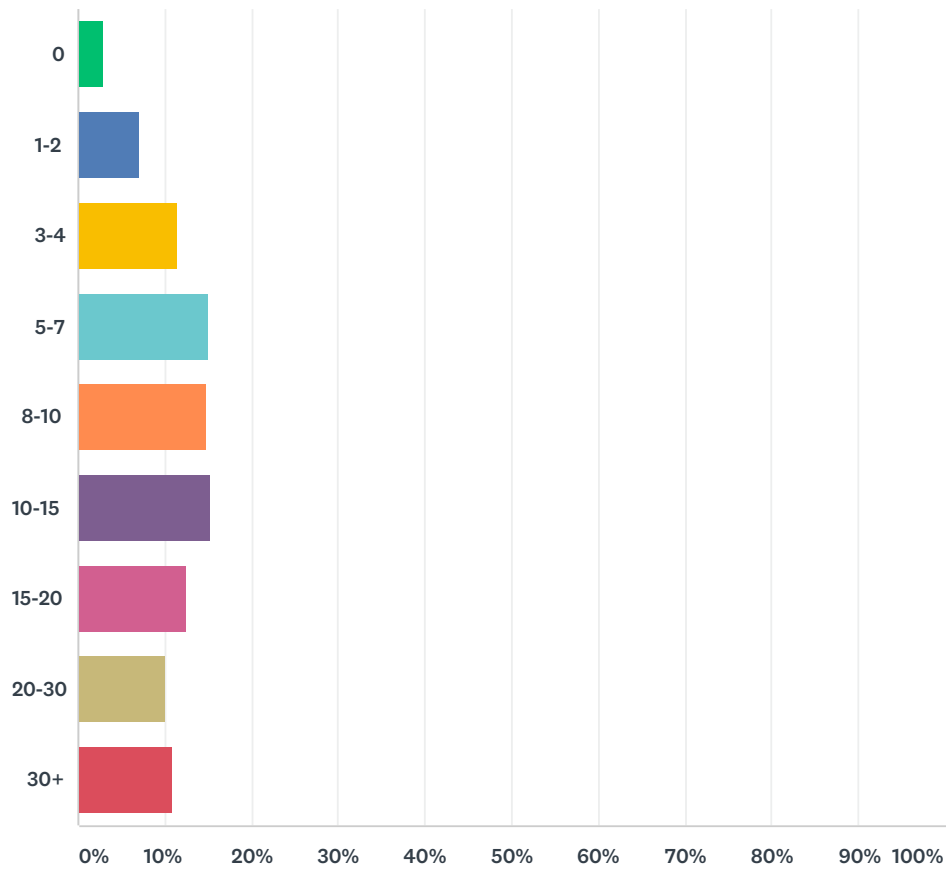
Answered: 645 Skipped: 100



ANSWER CHOICES	RESPONSES	
African-American	6.05%	39
Asian-American	0.62%	4
Caucasian/White	87.29%	563
Hispanic	2.64%	17
Native American	0.31%	2
Other (please specify)	3.10%	20
TOTAL		645

Q18 Besides your household, how many people do you know by name in your neighborhood?

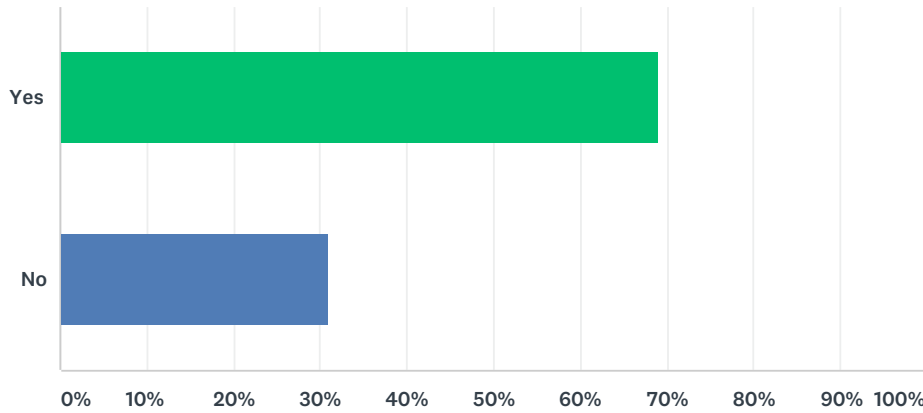
Answered: 640 Skipped: 105



ANSWER CHOICES	RESPONSES	
0	2.97%	19
1-2	7.03%	45
3-4	11.41%	73
5-7	15.00%	96
8-10	14.84%	95
10-15	15.31%	98
15-20	12.66%	81
20-30	10.00%	64
30+	10.78%	69
TOTAL		640

Q19 Do you know what neighborhood association is active in your neighborhood?

Answered: 638 Skipped: 107



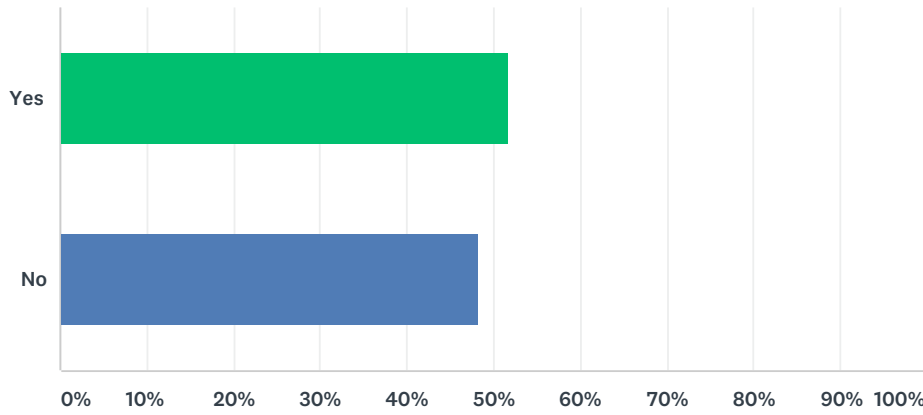
ANSWER CHOICES	RESPONSES	
Yes	69.12%	441
No	30.88%	197
TOTAL		638

Q20 If yes, which neighborhood association are you located in?

Answered: 433 Skipped: 312

Q21 Are you a member of your neighborhood association?

Answered: 629 Skipped: 116



ANSWER CHOICES	RESPONSES	
Yes	51.67%	325
No	48.33%	304
TOTAL		629

Q22 Is there anything you would like to say to the Madison Police Department?

Answered: 437 Skipped: 308