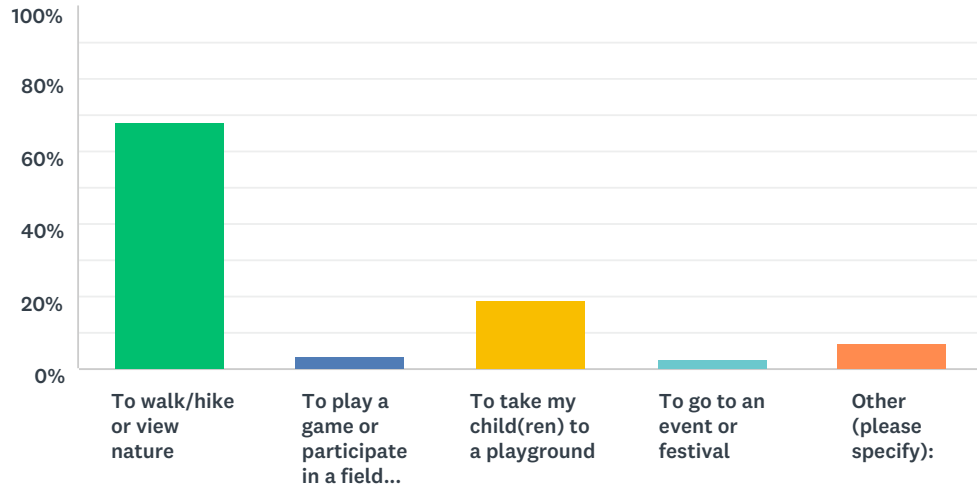


Q1 Why do you typically visit parks/outdoor recreation areas?

Answered: 84 Skipped: 0

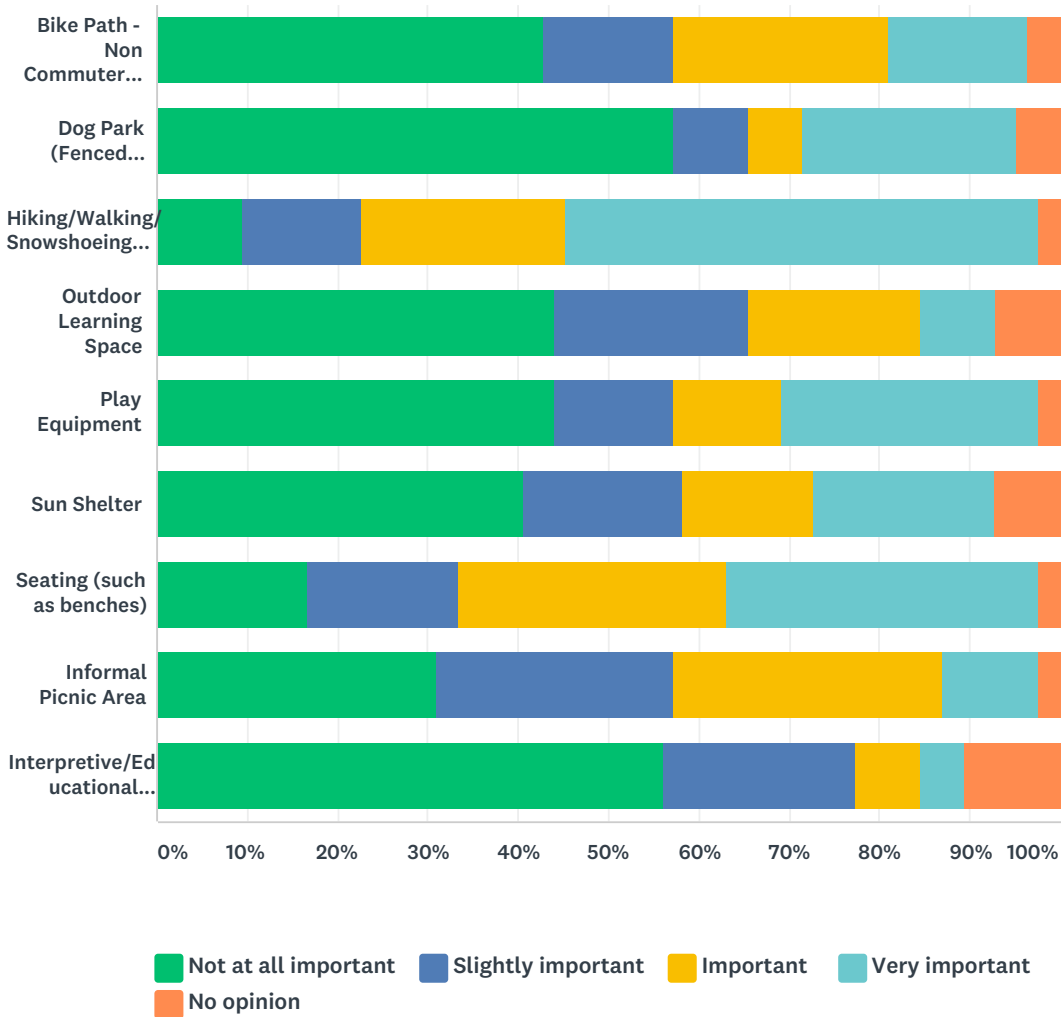


ANSWER CHOICES	RESPONSES	
To walk/hike or view nature	67.86%	57
To play a game or participate in a field sport	3.57%	3
To take my child(ren) to a playground	19.05%	16
To go to an event or festival	2.38%	2
Other (please specify):	7.14%	6
TOTAL		84

GREENSIDE PARK MASTER PLAN

Q2 Please rank the amenities below based on how important you feel it is that they are included in the master plan for Greenside Park.

Answered: 84 Skipped: 0



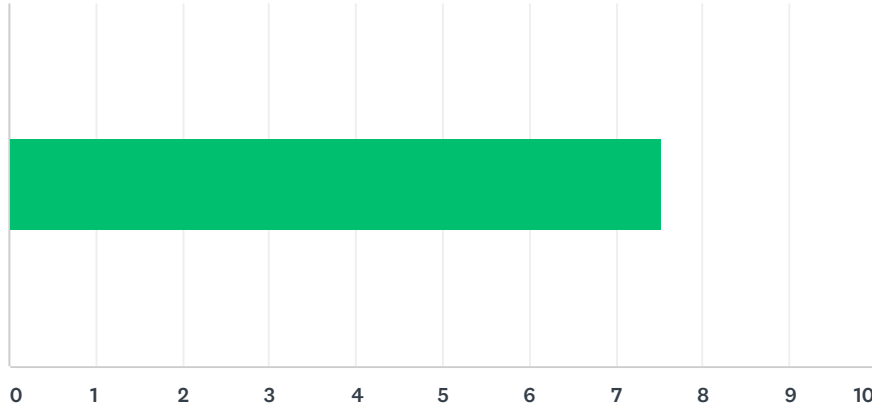
	NOT AT ALL IMPORTANT	SLIGHTLY IMPORTANT	IMPORTANT	VERY IMPORTANT	NO OPINION	TOTAL
Bike Path - Non Commuter (Mountain Biking, Cyclocross, Etc.)	42.86% 36	14.29% 12	23.81% 20	15.48% 13	3.57% 3	84
Dog Park (Fenced Off-Leash)	57.14% 48	8.33% 7	5.95% 5	23.81% 20	4.76% 4	84
Hiking/Walking/Snowshoeing Paths	9.52% 8	13.10% 11	22.62% 19	52.38% 44	2.38% 2	84
Outdoor Learning Space	44.05% 37	21.43% 18	19.05% 16	8.33% 7	7.14% 6	84
Play Equipment	44.05% 37	13.10% 11	11.90% 10	28.57% 24	2.38% 2	84
Sun Shelter	40.48% 34	17.86% 15	14.29% 12	20.24% 17	7.14% 6	84

GREENSIDE PARK MASTER PLAN

Seating (such as benches)	16.67% 14	16.67% 14	29.76% 25	34.52% 29	2.38% 2	84
Informal Picnic Area	30.95% 26	26.19% 22	29.76% 25	10.71% 9	2.38% 2	84
Interpretive/Educational Signage	55.95% 47	21.43% 18	7.14% 6	4.76% 4	10.71% 9	84

Q4 How important are parks and open spaces to your quality of life?

Answered: 82 Skipped: 2

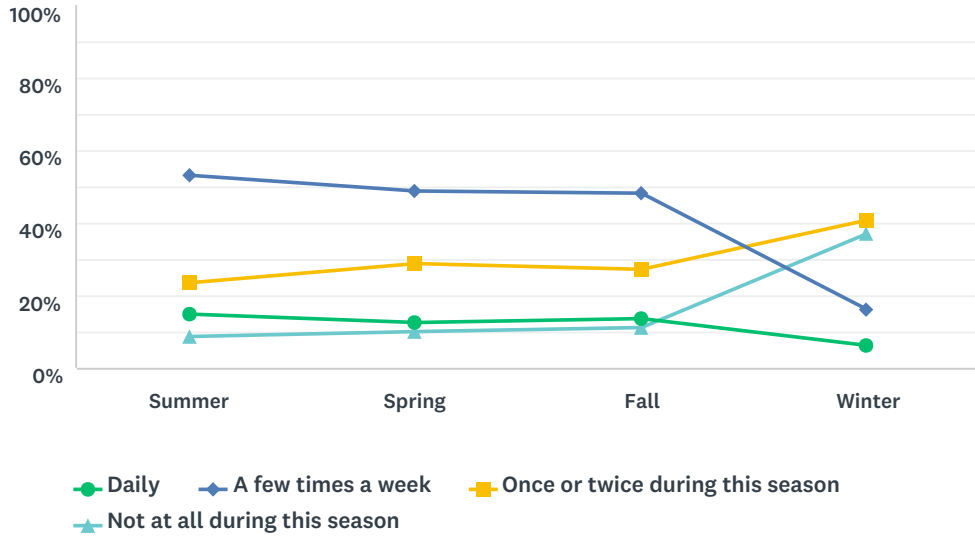


ANSWER CHOICES	AVERAGE NUMBER	TOTAL NUMBER	RESPONSES
	8	617	82
Total Respondents: 82			

GREENSIDE PARK MASTER PLAN

Q5 How often do you anticipate visiting Greenside Park in the below seasons? PLEASE CHECK A BOX FOR EACH SEASON.

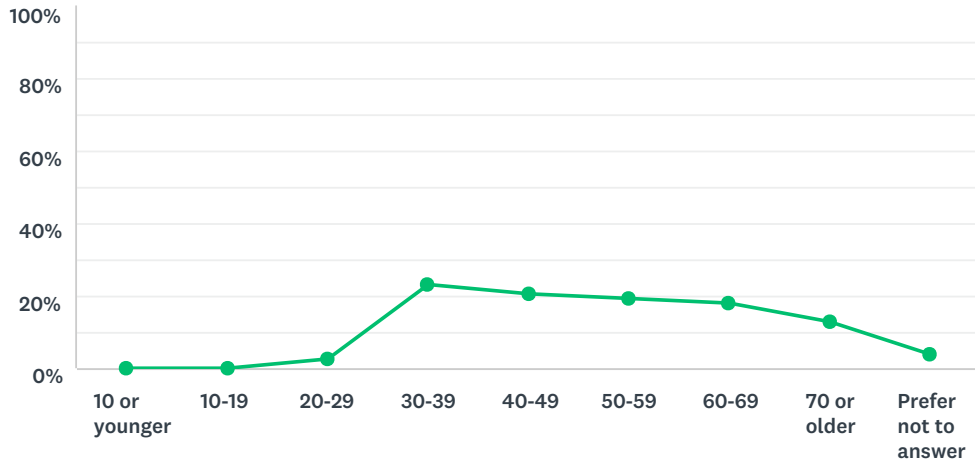
Answered: 81 Skipped: 3



	DAILY	A FEW TIMES A WEEK	ONCE OR TWICE DURING THIS SEASON	NOT AT ALL DURING THIS SEASON	TOTAL
Summer	14.81% 12	53.09% 43	23.46% 19	8.64% 7	81
Spring	12.50% 10	48.75% 39	28.75% 23	10.00% 8	80
Fall	13.58% 11	48.15% 39	27.16% 22	11.11% 9	81
Winter	6.17% 5	16.05% 13	40.74% 33	37.04% 30	81

Q9 OPTIONAL: What is your age?

Answered: 78 Skipped: 6



ANSWER CHOICES	RESPONSES	
10 or younger	0.00%	0
10-19	0.00%	0
20-29	2.56%	2
30-39	23.08%	18
40-49	20.51%	16
50-59	19.23%	15
60-69	17.95%	14
70 or older	12.82%	10
Prefer not to answer	3.85%	3
TOTAL		78